


ARCHITECTURAL GRILLE

BAR GRILLES / PERFORATED GRILLES / CUSTOM FABRICATION & DESIGN



CONTENTS

Bar Grilles	4
Access Doors	11
Methods of Fastening	12
Mitered Corners	14
Measurement Guidelines	14
Ordering Guidelines	15
Perforated Grilles	16
Access Doors	27
Methods of Fastening	28
Measurement Guidelines	30
Ordering Guidelines	31
Specialty Grilles	32
Curved Grilles	33
Round Grilles	33
Wood Grilles	33
Egg Crate Grilles	34
Punch Louvers	35
Stock Items	36
208 Lattice Perforated Grille	37
AG10 B Frame	38
AG20 B Frame	39
Square Ceiling Diffuser 3-Way	40
Square Ceiling Diffuser 4-Way	40
Dryer Vent Covers	41
Custom Fabrication	42



EDITION 9.5, ©2016 Architectural Grille Inc., New York, NY



THE ART OF AIRFLOW



ARCHITECTURAL GRILLE

Since 1945 we have designed and manufactured metal products of only the highest quality supported by exceptional service.

Architectural Grille manufactures custom bar grilles, perforated grilles, and egg crate grilles, as well as other custom products including made to order grilles. Our products are fabricated using the latest state-of-the-art manufacturing equipment including water jets, lasers and CNC turret punches and lathes. Architectural Grille can fabricate products from most materials including aluminum, brass, bronze, steel, and stainless steel and also specializes in custom designs, fabrications, materials, and finishes.

From our engineers to our hand polishers, each craftsman at Architectural Grille knows the importance of perfection. Our meticulously made products reflect the precision and craftsmanship that has made Architectural Grille renowned for producing the finest grilles available.

ARCHGRILLE.COM

PROUDLY CUSTOM MADE IN THE USA



PRIDE IN OUR PRODUCTS

Architectural Grille's 55,000 square foot manufacturing facility and state-of-the-art machinery which incorporates CNC Punch, Laser and Waterjet technologies, offer extensive capabilities that include AutoCAD design, welding, bending, powder coating and finishing – all of which can be applied to any area of construction and interior design, including decorative screening, logos and artwork.

Since 1945 Architectural Grille has manufactured metal products of the highest quality with exceptional service.





PRIDE IN OUR HISTORY

Over seventy years ago, Architectural Grille began as a Division of Giumenta Corporation.

Founder Federico Giumenta Sr., started this family owned and operated company in 1945 under the name Utility Brass & Bronze.

At that time, the business focused on ornamental hand crafted metalwork that stressed the importance of quality. With the help of Federico's three sons - *Michael, Federico Jr.* and *Anthony* the business began to grow and prosper due to hard work, dedication and above all, quality workmanship.

In 1983, the company evolved into what it is called today - *Architectural Grille* - operating as a fully functional manufacturing plant that specializes in custom linear bar grilles and perforated grilles with a wide selection of materials and finishes. Using the latest state-of-the-art technology, such as the Laser cutting machine, the Waterjet cutting system and CNC Punching machines, the possibilities of what can be accomplished are endless.

Architectural Grille has found its place in all areas of construction, fabrication and interior design. The company's products have been used for air conditioning, heating, ventilation, decorative screening, and artwork to name a few. Architectural Grille has been involved in numerous projects around the world that range from large scale government jobs to small home owner projects.

Anthony Giumenta now shares his father's legacy - "*hard work leads to quality*" - with his own two sons, Anthony and Stephen. As a result of this legacy, Architectural Grille has become one of the most recognized custom grille manufacturers in the industry. With quality custom metalwork and family dedication as its foundation, Architectural Grille looks forward to continuing its growth into the future.



Anthony Giumenta and his sons Anthony F. Giumenta (right) and Stephen J. Giumenta (left).

A recent major milestone in Architectural Grille's history is the installation of a roof-mounted solar array which reduces our factory's carbon footprint by 258 metric tons of CO₂ annually. We are very proud to bring Architectural Grille into the next generation of environmentally friendly and sustainable manufacturing in New York City.



AG10




AG20



AG30




AG40



AG50



AG60



ARCHITECTURAL GRILLE

BAR GRILLES

Custom designed to meet all architectural and HVAC industry standards, our linear bar grilles will provide you with optimum durability and performance in any environment without sacrificing aesthetic appeal.

Our linear bar grilles come in a variety of core and frame styles, we can even fabricate curvature (convex, concave and flat face). Materials include aluminum, brass, bronze and stainless steel, and are available in a number of finishes. The wide selection and range of options we offer, such as beveled edges, mitered corners and access doors, give you more flexibility when choosing the perfect grille for the job.



AG10 BAR GRILLE

STANDARD FEATURES

- 0° Deflection
- Pencil Proof: 1/4" spacing between bars
- Weld-Lock constructed for maximum durability
- Stock sizes available for sale online

AVAILABLE OPTIONS

- Mitered Corners
- Beveled Edges
- Pivot Access Door(s)
- Custom spacing between bars
- Curved: Concave, Convex or Flat Face
- Core can be loose or welded to A, C or J Frames

GREEN BAR GRILLE



- Post-consumer **94% recycled aluminum**
- Environmentally responsible
- Eco-friendly choice
- Helps obtain LEED™ credits for your commercial or residential projects



B FRAME

MATERIALS & FINISHES

ALUMINUM

- Satin
- Mirror Polish
- Primed
- Anodized Colors:
 - Clear
 - Black
 - Duranodic
 - > Light
 - > Medium
 - > Dark
- Powder Coating

BRASS or BRONZE

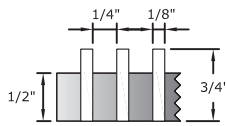
- Satin
- Mirror Polish
- Statuary (US10B):
 - > Light
 - > Medium
 - > Dark

STAINLESS STEEL

- Satin
- Mirror Polish



CORE



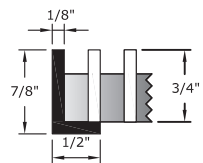
AG10 CORE

• Frames shown at 1/2 scale. Full scale available in "downloads" on our website.

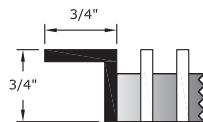
* AG10 D, E and F FRAMES = ALUMINIUM ONLY

CORE

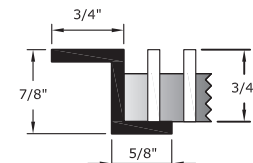
STANDARD



AG10 A FRAME

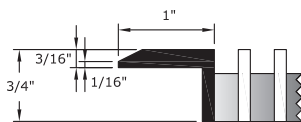


AG10 B FRAME

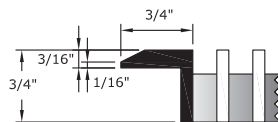


AG10 C FRAME

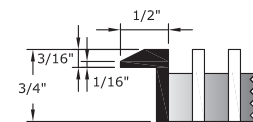
BEVEL



AG10 D FRAME*

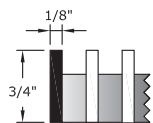


AG10 E FRAME*

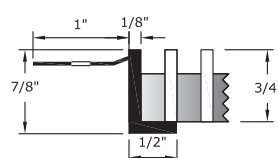


AG10 F FRAME*

SPECIALTY



AG10 G FRAME



AG10 J FRAME

TO ORDER:

1.800.387.6267

P: 718.832.1200

F: 718.832.1390

ARCHGRILLE.COM

See page 12 for methods of fastening.

ARCHITECTURAL GRILLE

AG20 BAR GRILLE

STANDARD FEATURES

- 45° Deflection
- **Extruded aluminum and solid bronze only**
- Pencil Proof: 1/4" spacing between bars
- Weld-Lock constructed for maximum durability
- Stock sizes available for sale online

AVAILABLE OPTIONS

- Mitered Corners
- Beveled Edges
- Pivot Access Door(s)
- Custom spacing between bars
- Curved: Concave, Convex or Flat Face
- Core can be loose or welded to A, C or J Frames



GREEN BAR GRILLE

- Post-consumer **94% recycled aluminum**
- Environmentally responsible
- Eco-friendly choice
- Helps obtain LEED™ credits for your commercial or residential projects



B FRAME

MATERIALS & FINISHES

ALUMINUM

- Satin
- Mirror Polish
- Primed
- Anodized Colors:
 - > Clear
 - > Black
 - > Duranodic
 - > Light
 - > Medium
 - > Dark
- Powder Coating

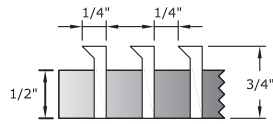
BRONZE

- Satin
- Mirror Polish
- Statuary (US10B):
 - > Light
 - > Medium
 - > Dark



CORE

CORE

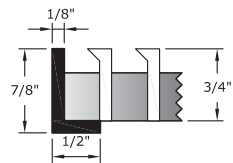


AG20 CORE

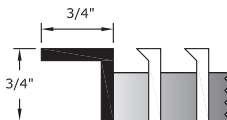
• Frames shown at 1/2 scale. Full scale available in "downloads" on our website.

* AG20 D, E and F FRAMES = ALUMINIUM ONLY

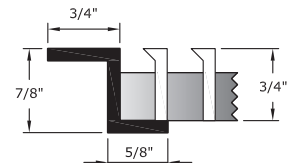
STANDARD



AG20 A FRAME

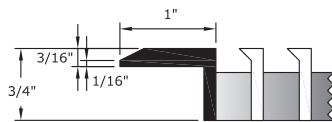


AG20 B FRAME

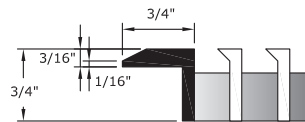


AG20 C FRAME

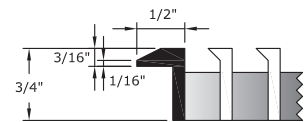
BEVEL



AG20 D FRAME*

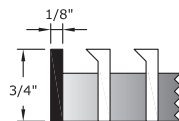


AG20 E FRAME*

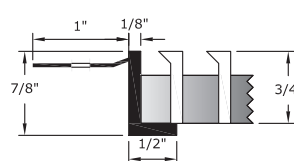


AG20 F FRAME*

SPECIALTY



AG20 G FRAME



AG20 J FRAME

TO ORDER:
1.800.387.6267
 P: 718.832.1200
 F: 718.832.1390
 ARCHGRILLE.COM

AG30 BAR GRILLE

STANDARD FEATURES

- 0° Deflection
- **Extruded aluminum and solid bronze only**
- Pencil Proof: 1/4" spacing between bars
- Weld-Lock constructed for maximum durability

AVAILABLE OPTIONS

- Mitered Corners
- Beveled Edges
- Pivot Access Door(s)
- Custom spacing between bars
- Curved: Concave, Convex or Flat Face
- Core can be loose or welded to A, C or J Frames



GREEN BAR GRILLE

- Post-consumer **94% recycled aluminum**
- Environmentally responsible
- Eco-friendly choice
- Helps obtain LEED™ credits for your commercial or residential projects



B FRAME

MATERIALS & FINISHES

ALUMINUM

- Satin
- Mirror Polish
- Primed
- Anodized Colors:
 - Clear
 - Black
 - Duranodic
 - > Light
 - > Medium
 - > Dark
- Powder Coating

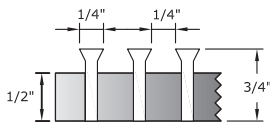
BRONZE

- Satin
- Mirror Polish
- Statuary (US10B):
 - > Light
 - > Medium
 - > Dark



CORE

CORE

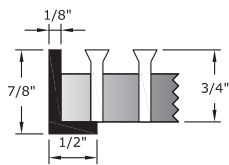


AG30 CORE

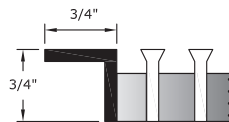
• Frames shown at 1/2 scale. Full scale available in "downloads" on our website.

* AG30 D, E and F FRAMES = ALUMINIUM ONLY

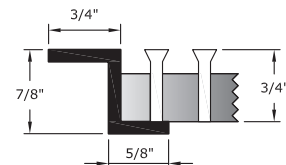
STANDARD



AG30 A FRAME

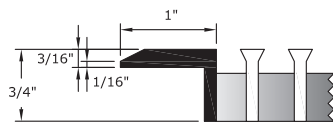


AG30 B FRAME

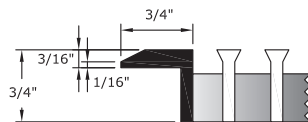


AG30 C FRAME

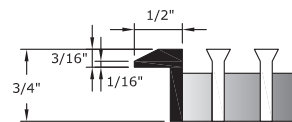
BEVEL



AG30 D FRAME*

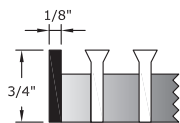


AG30 E FRAME*

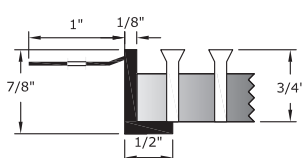


AG30 F FRAME*

SPECIALTY



AG30 G FRAME



AG30 J FRAME

See page 12 for methods of fastening.

TO ORDER:

1.800.387.6267

P: 718.832.1200

F: 718.832.1390

ARCHGRILLE.COM

ARCHITECTURAL GRILLE

AG40 BAR GRILLE

STANDARD FEATURES

- 16° Deflection
- Pencil Proof: 1/4" spacing between bars
- Weld-Lock constructed for maximum durability

AVAILABLE OPTIONS

- Mitered Corners
- Beveled Edges
- Pivot Access Door(s)
- Custom spacing between bars
- Curved: Concave, Convex or Flat Face
- Core can be loose or welded to A, C or J Frames



GREEN BAR GRILLE

- Post-consumer **94% recycled aluminum**
- Environmentally responsible
- Eco-friendly choice
- Helps obtain LEED™ credits for your commercial or residential projects



B FRAME



MATERIALS & FINISHES

ALUMINUM

- Satin
- Mirror Polish
- Primed
- Anodized Colors:
 - > Clear
 - > Black
 - > Duranodic
 - > Light
 - > Medium
 - > Dark
- Powder Coating

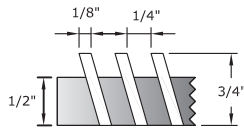
BRASS or BRONZE

- Satin
- Mirror Polish
- Statuary (US10B):
 - > Light
 - > Medium
 - > Dark

STAINLESS STEEL

- Satin
- Mirror Polish

CORE



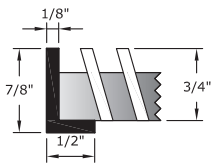
AG40 CORE

• Frames shown at 1/2 scale. Full scale available in "downloads" on our website.

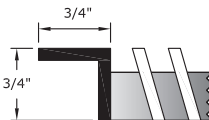
CORE

* AG40 D, E and F FRAMES = ALUMINIUM ONLY

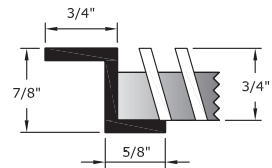
STANDARD



AG40 A FRAME

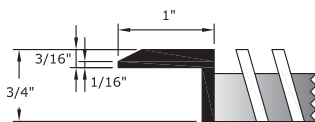


AG40 B FRAME

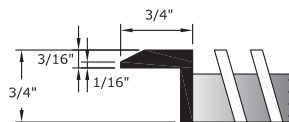


AG40 C FRAME

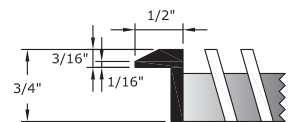
BEVEL



AG40 D FRAME*

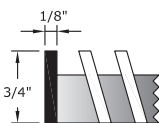


AG40 E FRAME*

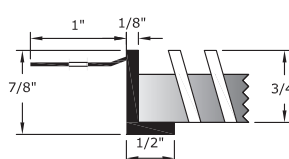


AG40 F FRAME*

SPECIALTY



AG40 G FRAME



AG40 J FRAME

TO ORDER:

1.800.387.6267

P: 718.832.1200

F: 718.832.1390

ARCHGRILLE.COM

AG50 BAR GRILLE

STANDARD FEATURES

- 25° Deflection
- **Extruded aluminum and solid bronze only**
- Pencil Proof: 1/4" spacing between bars
- Weld-Lock constructed for maximum durability

AVAILABLE OPTIONS

- Mitered Corners
- Beveled Edges
- Pivot Access Door(s)
- Custom spacing between bars
- Curved: Concave, Convex or Flat Face
- Core can be loose or welded to A, C or J Frames



GREEN BAR GRILLE

- Post-consumer **94% recycled aluminum**
- Environmentally responsible
- Eco-friendly choice
- Helps obtain LEED™ credits for your commercial or residential projects



B FRAME

MATERIALS & FINISHES

ALUMINUM

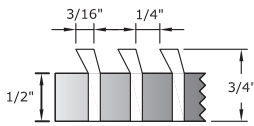
- Satin
- Mirror Polish
- Primed
- Anodized Colors:
 - Clear
 - Black
 - Duranodic
 - > Light
 - > Medium
 - > Dark
- Powder Coating

BRONZE

- Satin
- Mirror Polish
- Statuary (US10B):
 - > Light
 - > Medium
 - > Dark



CORE



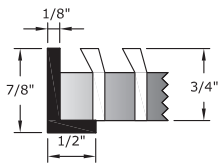
AG50 CORE

• Frames shown at 1/2 scale. Full scale available in "downloads" on our website.

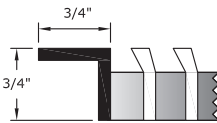
* AG50 D, E and F FRAMES = ALUMINIUM ONLY

CORE

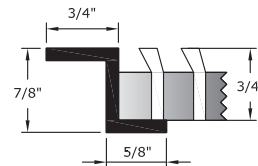
STANDARD



AG50 A FRAME

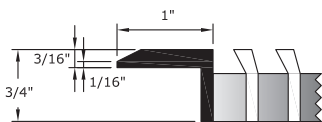


AG50 B FRAME

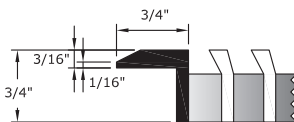


AG50 C FRAME

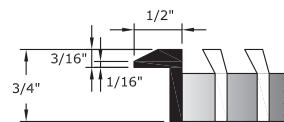
BEVEL



AG50 D FRAME*

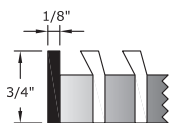


AG50 E FRAME*

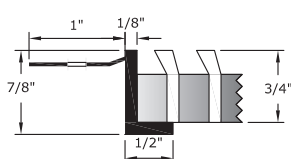


AG50 F FRAME*

SPECIALTY



AG50 G FRAME



AG50 J FRAME

See page 12 for methods of fastening.

TO ORDER:

1.800.387.6267

P: 718.832.1200

F: 718.832.1390

ARCHGRILLE.COM

ARCHITECTURAL GRILLE

AG60 BAR GRILLE

STANDARD FEATURES

- 0° Deflection
- **Extruded aluminum and solid bronze only**
- Pencil Proof: 1/4" spacing between bars
- Weld-Lock constructed for maximum durability

AVAILABLE OPTIONS

- Mitered Corners
- Beveled Edges
- Pivot Access Door(s)
- Custom spacing between bars
- Curved: Concave, Convex or Flat Face
- Core can be loose or welded to A, C or J Frames

GREEN BAR GRILLE



- Post-consumer **94% recycled aluminum**
- Environmentally responsible
- Eco-friendly choice
- Helps obtain LEED™ credits for your commercial or residential projects



B FRAME

MATERIALS & FINISHES

ALUMINUM

- Satin
- Mirror Polish
- Primed
- Anodized Colors:
 - > Clear
 - > Black
 - > Duranodic
 - > Light
 - > Medium
 - > Dark
- Powder Coating

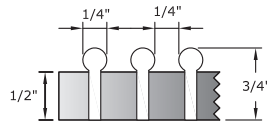
BRONZE

- Satin
- Mirror Polish
- Statuary (US10B):
 - > Light
 - > Medium
 - > Dark



CORE

CORE

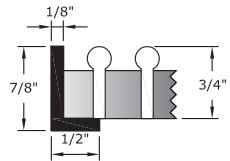


AG60 CORE

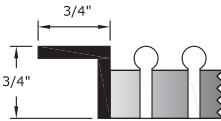
• Frames shown at 1/2 scale. Full scale available in "downloads" on our website.

* AG60 D, E and F FRAMES = ALUMINIUM ONLY

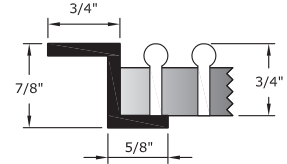
STANDARD



AG60 A FRAME

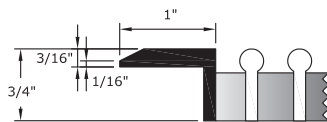


AG60 B FRAME

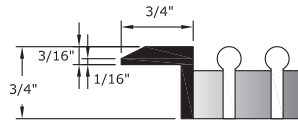


AG60 C FRAME

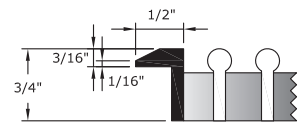
BEVEL



AG60 D FRAME*

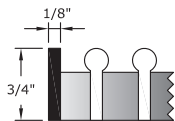


AG60 E FRAME*

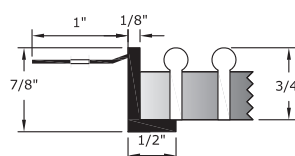


AG60 F FRAME*

SPECIALTY



AG60 G FRAME



AG60 J FRAME

TO ORDER:

1.800.387.6267

P: 718.832.1200

F: 718.832.1390

ARCHGRILLE.COM

ARCHITECTURAL GRILLE

ACCESS DOORS

Architectural Grille gives you the option to add one or more Grille Access Door(s) to our custom made Bar Grilles to accommodate duct work, mechanical or HVAC controls on any residential or commercial project.



MATERIALS & FINISHES

ALUMINUM

- Satin
- Mirror Polish
- Primed
- Anodized Colors:
 - Clear
 - Black
 - Duranodic
 - > Light
 - > Medium
 - > Dark
- Powder Coating

BRASS or BRONZE

- Satin
- Mirror Polish
- Statuary (US10B):
 - > Light
 - > Medium
 - > Dark

STAINLESS STEEL

- Satin
- Mirror Polish

AVAILABLE STYLES

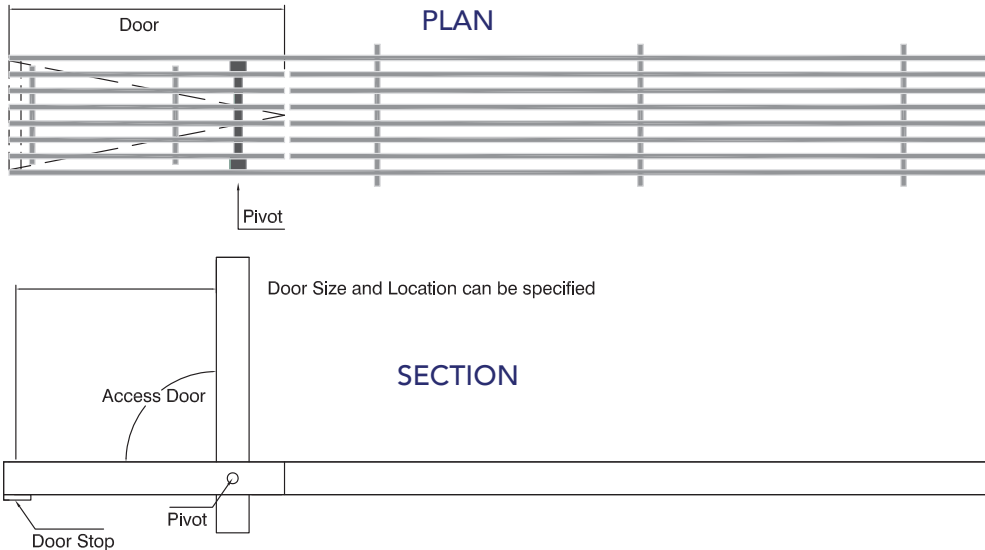
CORE

- AG10, AG20, AG30, AG40, AG50, AG60
- *AG40 not available in "core only" – must be with frame.*

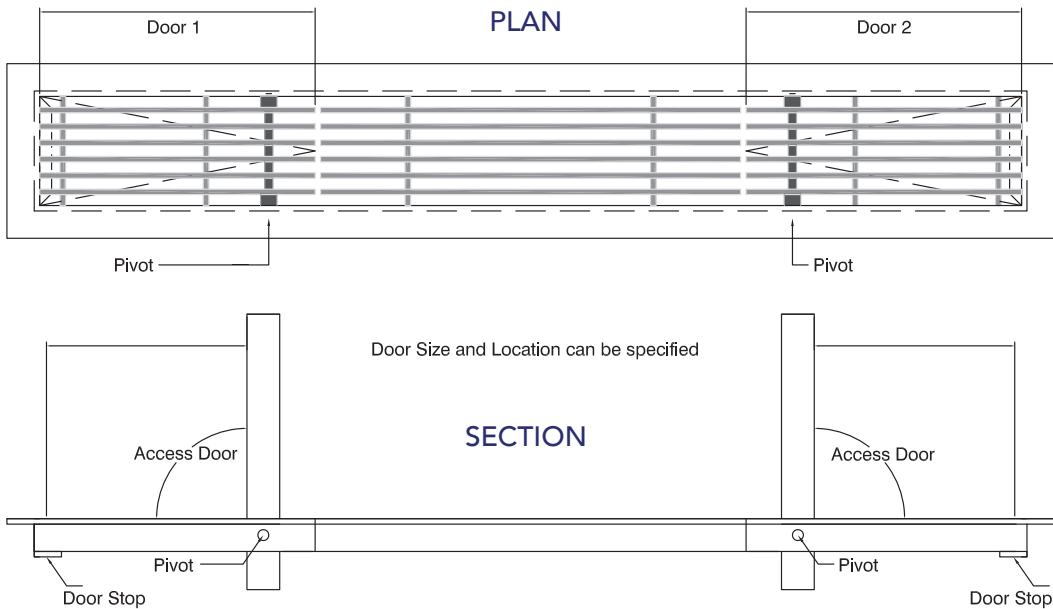
FRAME

- A, B, C, D, E, F, G, J

CORE WITH SINGLE DOOR



FRAME WITH DOUBLE DOORS



- Choice of one (1) or more Access Door(s) in a single grille
- Lift-out Door(s) Styles available
- Bar Grille Door or Solid Door Panel available
- Pivot Point for door must be specified
- Location and Length of Access Door(s) can vary
- Stock Sizes available for sale online

Plan & Section profiles shown are AG 10 CORE and B FRAME.
Cutsheet available upon request.

TO ORDER:
1.800.387.6267
 P: 718.832.1200
 F: 718.832.1390
 ARCHGRILLE.COM

ARCHITECTURAL GRILLE

BAR GRILLE METHODS OF FASTENING

**MATERIALS
& FINISHES**

ALUMINUM

- Satin
- Mirror Polish
- Primed
- Anodized Colors:
 - Clear
 - Black
 - Duranodic
 - > Light
 - > Medium
 - > Dark
- Powder Coating

**BRASS or
BRONZE**

- Satin
- Mirror Polish
- Statuary (US10B):
 - > Light
 - > Medium
 - > Dark

**STAINLESS
STEEL**

- Satin
- Mirror Polish

**AVAILABLE
STYLES**

CORE

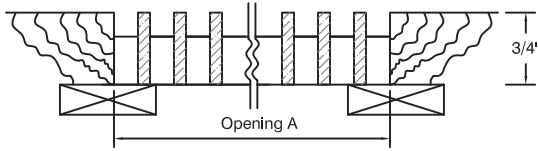
- AG10, AG20,
AG30, AG40,
AG50, AG60

FRAME

- A, B, C, D, E,
F, G, J

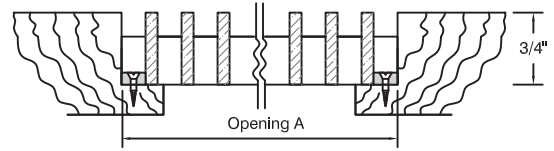
#501

Drop-in core on blocking (blocking supplied by contractor).
Shown with standard AG10 Core (3/4" height).



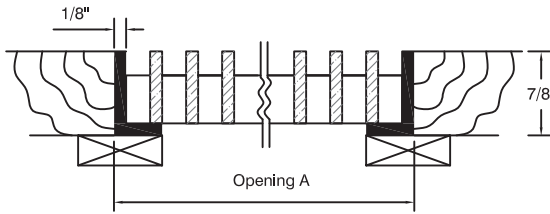
#502

Drop-in core using fastening tabs. Shown with
standard AG10 Core (3/4" height).



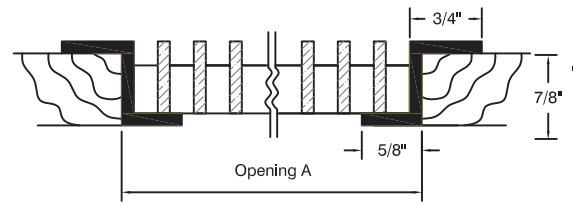
#503

Drop-in grille on blocking (blocking supplied by contractor).
Shown with standard AG10 A Frame (7/8" height) -
AG10 Core can be loose or welded to A Frame



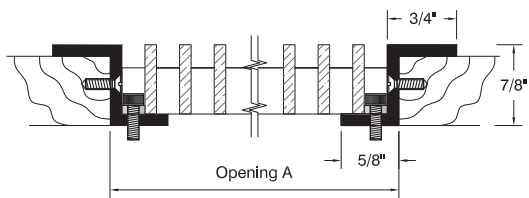
#504

Drop-in grille for floor applications. Shown with standard
AG10 C Frame (7/8" height) - AG10 Core can be loose or
welded to C Frame.



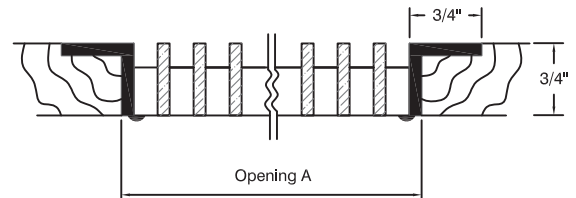
#505

Drop-in grille with removable core using tabs and
sidewall screws for floor use. Shown with standard
AG10 C Frame (7/8" height).



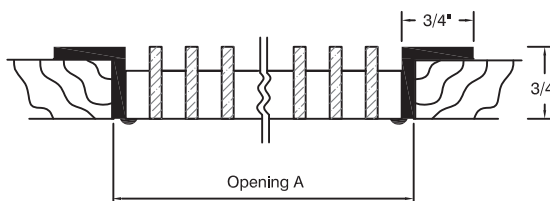
#506

Drop-in grille into a pre-routed opening for flush mounting.
Shown with standard AG10 B Frame (3/4" height).



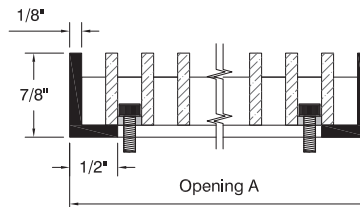
#507

Drop-in grille for a countertop. Shown with standard
AG10 B Frame (3/4" height).



#508

Wall mounting using tabs. Shown with
standard AG10 A Frame (7/8" height) - 2 piece unit.

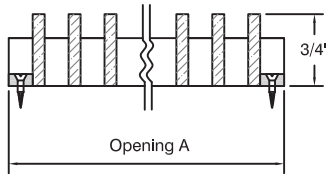


*Drawings are at 1/2 scale.

BAR GRILLE METHODS OF FASTENING

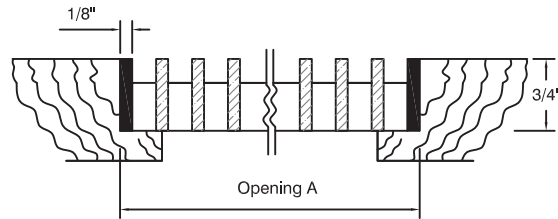
#509

Wall mounting core only using fastening tabs. Shown with standard AG10 Core (3/4" height).



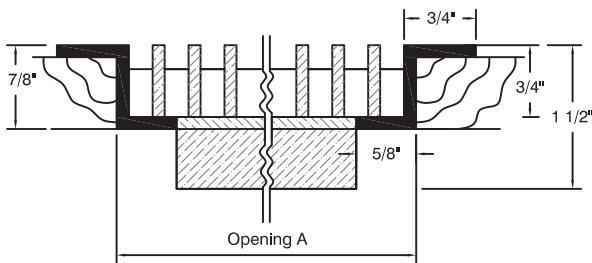
#510

Drop-in grille using 1/8" band frame. Shown with standard AG10 G Frame (3/4" height).



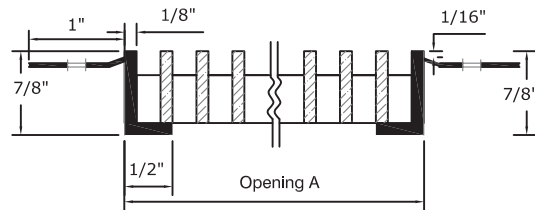
#511

Drop-in grille with T-bar support to be used in floor applications. Shown with standard AG10 C Frame (3/4" height) - core is welded to frame.



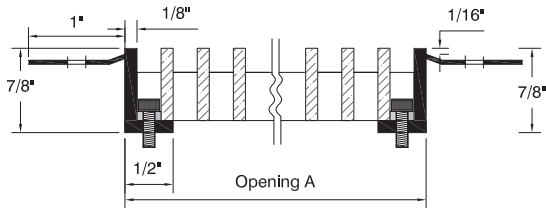
#512

Drop-in grille "Spackle in Frame". Shown with standard AG10 J Frame (7/8" height).



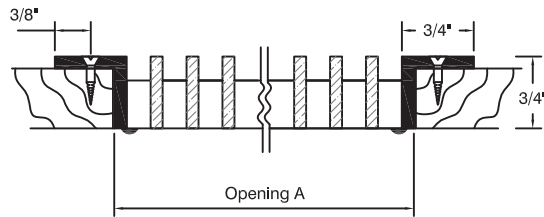
#513

Drop-in grille "Spackle in Frame" with fastening tabs so core can be removable. Shown with standard AG10 J Frame (7/8" height).



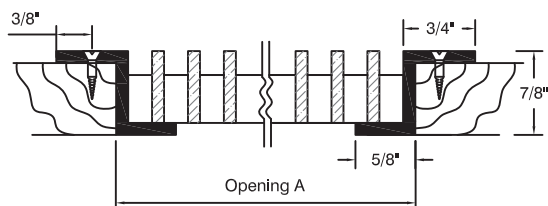
#514

Drop-in grille for countertop with screws. Shown with standard AG10 B Frame (3/4" height).



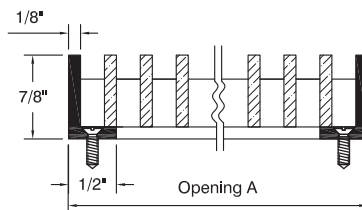
#515

Drop-in grille for floor use with screws. Shown with standard AG10 C Frame (7/8" height).



#516

Concealed mounting with countersunk holes. Shown with standard AG10 A Frame (one piece unit/Core welded to A Frame).



MATERIALS & FINISHES

ALUMINUM

- Satin
- Mirror Polish
- Primed
- Anodized Colors:
 - Clear
 - Black
 - Duranodic
 - > Light
 - > Medium
 - > Dark
- Powder Coating

BRASS or BRONZE

- Satin
- Mirror Polish
- Statuary (US10B):
 - > Light
 - > Medium
 - > Dark

STAINLESS STEEL

- Satin
- Mirror Polish

AVAILABLE STYLES

CORE

- AG10, AG20, AG30, AG40, AG50, AG60

FRAME

- A, B, C, D, E, F, G, J

*Drawings are at 1/2 scale.

ARCHITECTURAL GRILLE

MITERED CORNERS

MATERIALS & FINISHES

ALUMINUM

- Satin
- Mirror Polish
- Primed
- Anodized Colors:
 - Clear
 - Black
 - Duranodic
 - > Light
 - > Medium
 - > Dark
- Powder Coating

BRASS or BRONZE

- Satin
- Mirror Polish
- Statuary (US10B):
 - > Light
 - > Medium
 - > Dark

STAINLESS STEEL

- Satin
- Mirror Polish

AVAILABLE STYLES

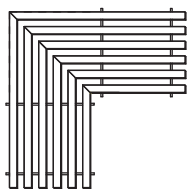
CORE

- AG10, AG20, AG30, AG40*, AG50, AG60

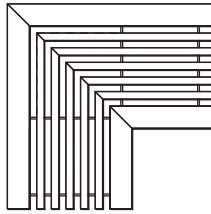
*AG40 not available in "core only" – must be with frame.

FRAME

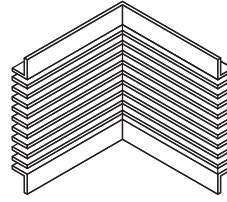
- A, B, C, D, E, F, G, J



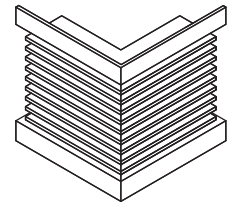
BAR GRILLE PLAN



BAR GRILLE PLAN WITH FRAME



INTERIOR MITERED SECTIONS



EXTERIOR MITERED SECTIONS

MEASUREMENT GUIDELINES

Measure to determine your Opening Size: A = Top to Bottom (Opening Width) and B = Left to Right (Opening Length). Watch the "How To Measure a Bar Grille" video on our website to get more specific instructions. Our fabrication specialists can assist you in determining the perfect fit for your project.

Measurements should match the width and length of your opening's "INSIDE space". It is recommended to allow for clearance. *NOTE: Grilles are manufactured to the size given, and WILL NOT be automatically undersized.*

1) OPENING SIZE:
Measure the **INSIDE** of your opening
(A) = Width
(B) = Length

2) CLEARANCE ALLOWANCE:
(1/8" recommended per side)

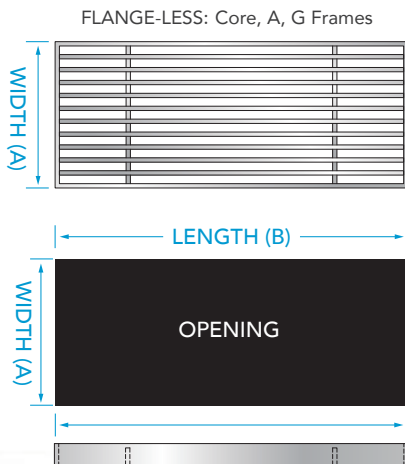
3) GRILLE SIZE:
Opening Size *minus* Clearance Allowance

4) BAR & FRAME STYLE:
(eg. AG 10 B Frame)

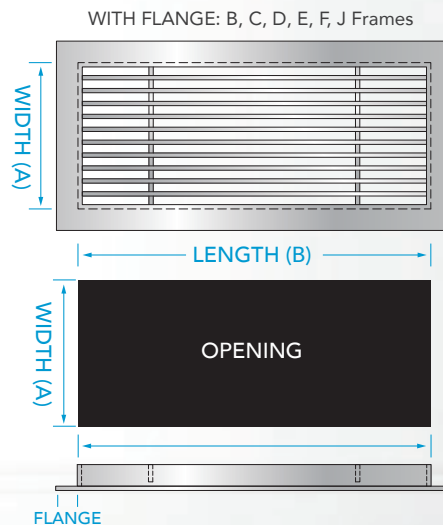
5) MATERIAL / FINISH:
Determine need for Screw Holes*, Tabs, Curve, Door, etc.

* *NOTE: Screw Holes are only provided if requesting mountings #514, #515 or #516. Holes are placed 3/8" off edge to hole center UNLESS specified. Notify your estimator of specific screw hole layout requirements.*

Bar Grilles which are "flange-less" (listed below) sit **FLUSH** in the opening. It is recommended, but not necessary, to allow 1/8" clearance in your final measurement to ensure a proper fit.



Bar Grilles with a "flange" (listed below) will cover small gaps around the opening. It is recommended to allow 1/8" of clearance to ensure a proper fit.



MATERIALS & FINISHES

ALUMINUM

- Satin
- Mirror Polish
- Primed
- Anodized Colors:
 - Clear
 - Black
 - Duranodic
 - > Light
 - > Medium
 - > Dark
- Powder Coating

BRASS or BRONZE

- Satin
- Mirror Polish
- Statuary (US10B):
 - > Light
 - > Medium
 - > Dark

STAINLESS STEEL

- Satin
- Mirror Polish

STEEL

- Raw
- Primed
- Powder Coating

THICKNESSES*

- Aluminum, Brass, Bronze, Steel:
1/16" - 1/8"
- Stainless Steel:
1/16" - 14 GA

**NOTE: Additional thicknesses available – ask your estimator for details.*



ARCHITECTURAL GRILLE

PERFORATED GRILLES

Whether you are looking for a perforated grille that is historically accurate or an aesthetically pleasing, artistic design that will compliment your unique style, Architectural Grille has a perforated grille pattern to suit your need - and if we don't, we'll happily work with you to customize one.

Every perforated grille is custom made to your specifications and crafted on-site from the finest materials in a variety of finishes. Grilles can also be made in a range of thicknesses to the size you need. Architectural Grille can also source recycled metals/alloys, reclaimed woods and other sustainable materials for any of your eco-friendly projects.

200 Square Link



201 Parquet



202 Grecian



203 Honeycomb



204 Clover Leaf



205 Diamond




206 Maltese



207 Shell




208 Lattice



209 Half Shell




210 School Slot




211 Egyptian



212 Straight Hole



213 Staggered Hole



214 Gothic




215 Brick



216 Square On Diamond



217 Triangle & Clover



218 Cross Link



219 Windsor



220 Classic



221 Tear Drop



222 Circle Link



223 Mosaic



224 Imperial



225 Majestic




226 Cathedral



227 Petals



228 Weave



229 Orient



230 Pinwheel



231 Shuriken




232 Bubbles



233 Kauai



234 Pebbles



235 Cubic



MATERIALS & FINISHES

ALUMINUM

- Satin
- Mirror Polish
- Primed
- Anodized Colors:
 - Clear
 - Black
 - Duranodic
 - > Light
 - > Medium
 - > Dark
- Powder Coating

BRASS or BRONZE

- Satin
- Mirror Polish
- Statuary (US10B):
 - > Light
 - > Medium
 - > Dark

STAINLESS STEEL

- Satin
- Mirror Polish

STEEL


- Raw
- Primed
- Powder Coating

THICKNESSES*

- Aluminum, Brass, Bronze, Steel:
 - 1/16" - 1/8"
- Stainless Steel:
 - 1/16" - 14 GA

*NOTE: Additional thicknesses available – ask your estimator for details.

200 Square Link




- 1" pattern - 38% open area
- 1¼" pattern - 40% open area
- 1¾" pattern - 49% open area
- 2¼" pattern - 56% open area (shown)

201 Parquet




- 1¾" pattern - 35% open area (shown)

202 Grecian



- 1¼" pattern - 39% open area
- 2½" pattern - 58% open area (shown)

203 Honeycomb



- ¾" pattern - 50% open area (shown)

AVAILABLE OPTIONS

- Beveled Edges
- Bending
- Access Door(s)
- Custom Borders
- Curved: concave, convex or flat face

TO ORDER:

1.800.387.6267

P: 718.832.1200

F: 718.832.1390

ARCHGRILLE.COM

See page 28 for methods of fastening.


• Patterns shown are not to scale. Full scale available in "downloads" on our website.

204 Clover Leaf




- 1/2" x 3/16" pattern - 51% open area
- 1/2" x 1/4" pattern - 52% open area
- 1" pattern - 50% open area (shown)

205 Diamond




- 1/4" with 1/4" bar - 25% open area
- 1/2" with 1/4" bar - 45% open area
- 3/4" with 1/4" bar - 56% open area
- 1" with 1/4" bar - 64% open area (shown)

206 Maltese



- 15/16" pattern - 38% open area (shown)
- 1 3/4" pattern - 45% open area

207 Shell



- 5/8" pattern - 48% open area
- 1 1/8" pattern - 56% open area (shown)
- 1 3/4" pattern - 72% open area
- 2 1/2" pattern - 84% open area

See page 28 for methods of fastening.

• Patterns shown are not to scale. Full scale available in "downloads" on our website.

TO ORDER:

1.800.387.6267

P: 718.832.1200

F: 718.832.1390

ARCHGRILLE.COM

AVAILABLE OPTIONS

- Beveled Edges
- Bending
- Access Door(s)
- Custom Borders
- Curved: concave, convex or flat face

MATERIALS & FINISHES

ALUMINUM

- Satin
- Mirror Polish
- Primed
- Anodized Colors:
 - Clear
 - Black
 - Duranodic
 - > Light
 - > Medium
 - > Dark
- Powder Coating

BRASS or BRONZE

- Satin
- Mirror Polish
- Statuary (US10B):
 - > Light
 - > Medium
 - > Dark

STAINLESS STEEL

- Satin
- Mirror Polish

STEEL

- Raw
- Primed
- Powder Coating

THICKNESSES*

- Aluminum, Brass, Bronze, Steel:
 - 1/16" - 1/8"
- Stainless Steel:
 - 1/16" - 14 GA

*NOTE: Additional thicknesses available – ask your estimator for details.

MATERIALS & FINISHES

ALUMINUM

- Satin
- Mirror Polish
- Primed
- Anodized Colors:
 - Clear
 - Black
 - Duranodic
 - > Light
 - > Medium
 - > Dark
- Powder Coating

BRASS or BRONZE

- Satin
- Mirror Polish
- Statuary (US10B):
 - > Light
 - > Medium
 - > Dark

STAINLESS STEEL

- Satin
- Mirror Polish

STEEL


- Raw
- Primed
- Powder Coating

THICKNESSES*

- Aluminum, Brass, Bronze, Steel:
 - 1/16" - 1/8"
- Stainless Steel:
 - 1/16" - 14 GA

*NOTE: Additional thicknesses available – ask your estimator for details.

208 Lattice




- 1/4" with 1/4" bar - 25% open area
- 1/2" with 1/4" bar - 45% open area
- 3/4" with 1/4" bar - 56% open area (shown)
- 1" with 1/4" bar - 64% open area

209 Half Shell



- 1 5/16" pattern - 55% open area
- 1 3/4" pattern - 68% open area (shown)
- 2 1/2" pattern - 80% open area

210 School Slot



- 1/4" x 1" pattern - 35% open area
- 5/16" x 1 3/8" pattern - 43% open area (shown)

211 Egyptian



- 1" pattern - 40% open area
- 2" pattern - 55% open area (shown)

AVAILABLE OPTIONS

- Beveled Edges
- Bending
- Access Door(s)
- Custom Borders
- Curved: concave, convex or flat face


TO ORDER:

1.800.387.6267
P: 718.832.1200
F: 718.832.1390
ARCHGRILLE.COM

See page 28 for methods of fastening.


• Patterns shown are not to scale. Full scale available in "downloads" on our website.

212 Straight Hole



- 1/4" diameter with 1/2" centers - 21% open area
- Various centers and diameter hole sizes available

213 Staggered Hole



- 1/4" diameter with 1/2" centers - 23% open area
- Various centers and diameter hole sizes available

214 Gothic



- 1 1/16" pattern - 58% open area (shown)

215 Brick



- 1/4" x 1" pattern - 35% open area (shown)
- 3/8" x 1" pattern - 43% open area

MATERIALS & FINISHES

ALUMINUM

- Satin
- Mirror Polish
- Primed
- Anodized Colors:
 - Clear
 - Black
 - Duranodic
 - > Light
 - > Medium
 - > Dark
- Powder Coating

BRASS or BRONZE

- Satin
- Mirror Polish
- Statuary (US10B):
 - > Light
 - > Medium
 - > Dark

STAINLESS STEEL

- Satin
- Mirror Polish

STEEL

- Raw
- Primed
- Powder Coating

THICKNESSES*

- Aluminum, Brass, Bronze, Steel: 1/16" - 1/8"
- Stainless Steel: 1/16" - 14 GA

*NOTE: Additional thicknesses available – ask your estimator for details.

See page 28 for methods of fastening.

• Patterns shown are not to scale. Full scale available in "downloads" on our website.

TO ORDER:

1.800.387.6267

P: 718.832.1200

F: 718.832.1390

ARCHGRILLE.COM

AVAILABLE OPTIONS

- Beveled Edges
- Bending
- Access Door(s)
- Custom Borders
- Curved: concave, convex or flat face

MATERIALS & FINISHES

ALUMINUM

- Satin
- Mirror Polish
- Primed
- Anodized Colors:
 - Clear
 - Black
 - Duranodic
 - > Light
 - > Medium
 - > Dark
- Powder Coating

BRASS or BRONZE

- Satin
- Mirror Polish
- Statuary (US10B):
 - > Light
 - > Medium
 - > Dark

STAINLESS STEEL

- Satin
- Mirror Polish

STEEL


- Raw
- Primed
- Powder Coating

THICKNESSES*

- Aluminum, Brass, Bronze, Steel:
 - 1/16" - 1/8"
- Stainless Steel:
 - 1/16" - 14 GA


*NOTE: Additional thicknesses available – ask your estimator for details.

216 Square On Diamond



- 1/2" pattern - 45% open area
- 3/4" pattern - 56% open area (shown)
- 1" pattern - 64% open area

217 Triangle & Clover



- 1 1/4" pattern - 23% open area (shown)

218 Cross Link



- 1 1/2" pattern - 45% open area (shown)

219 Windsor



- 1 7/16" pattern - 48% open area
- 2" pattern - 55% open area (shown)

AVAILABLE OPTIONS

- Beveled Edges
- Bending
- Access Door(s)
- Custom Borders
- Curved: concave, convex or flat face

TO ORDER:

1.800.387.6267
 P: 718.832.1200
 F: 718.832.1390
 ARCHGRILLE.COM

See page 28 for methods of fastening.

• Patterns shown are not to scale. Full scale available in "downloads" on our website.

220 Classic



- 1 $\frac{5}{8}$ " x 1 $\frac{5}{16}$ " pattern - 58% open area (shown)
- 2" x 1 $\frac{3}{4}$ " pattern - 72% open area

221 Tear Drop



- 1 $\frac{3}{4}$ x 1 $\frac{1}{16}$ " pattern - 66% open area (shown)

222 Circle Link



- 2" pattern - 65% open area (shown)

223 Mosaic



- 1 $\frac{1}{32}$ " pattern - 54% open area (shown)

MATERIALS & FINISHES

ALUMINUM

- Satin
- Mirror Polish
- Primed
- Anodized Colors:
 - Clear
 - Black
 - Duranodic
 - > Light
 - > Medium
 - > Dark
- Powder Coating

BRASS or BRONZE

- Satin
- Mirror Polish
- Statuary (US10B):
 - > Light
 - > Medium
 - > Dark

STAINLESS STEEL

- Satin
- Mirror Polish

STEEL

- Raw
- Primed
- Powder Coating

THICKNESSES*

- Aluminum, Brass, Bronze, Steel:
 - 1/16" - 1/8"
- Stainless Steel:
 - 1/16" - 14 GA

*NOTE: Additional thicknesses available – ask your estimator for details.

See page 28 for methods of fastening.

• Patterns shown are not to scale. Full scale available in "downloads" on our website.

TO ORDER:

1.800.387.6267

P: 718.832.1200

F: 718.832.1390

ARCHGRILLE.COM

AVAILABLE OPTIONS

- Beveled Edges
- Bending
- Access Door(s)
- Custom Borders
- Curved: concave, convex or flat face

MATERIALS & FINISHES

ALUMINUM

- Satin
- Mirror Polish
- Primed
- Anodized Colors:
 - Clear
 - Black
 - Duranodic
 - > Light
 - > Medium
 - > Dark
- Powder Coating

BRASS or BRONZE

- Satin
- Mirror Polish
- Statuary (US10B):
 - > Light
 - > Medium
 - > Dark

STAINLESS STEEL

- Satin
- Mirror Polish

STEEL

- Raw
- Primed
- Powder Coating

THICKNESSES*

- Aluminum, Brass, Bronze, Steel:
 - 1/16" - 1/8"
- Stainless Steel:
 - 1/16" - 14 GA

*NOTE: Additional thicknesses available – ask your estimator for details.

224 Imperial



- 1 7/8" pattern - 47% open area (shown)

225 Majestic



- 1" pattern - 40% open area
- 1 3/4" pattern - 52% open area (shown)
- 2 1/4" pattern - 64% open area

226 Cathedral



- 2 1/4" x 2 3/16" pattern - 57% open area (shown)

227 Petals



- 1 7/8" pattern - 52% open area (shown)

AVAILABLE OPTIONS

- Beveled Edges
- Bending
- Access Door(s)
- Custom Borders
- Curved: concave, convex or flat face


TO ORDER:

1.800.387.6267
P: 718.832.1200
F: 718.832.1390
ARCHGRILLE.COM

See page 28 for methods of fastening.


• Patterns shown are not to scale. Full scale available in "downloads" on our website.

228 Weave



- ½" pattern - 45% open area (shown)

229 Orient




- 2" pattern - 48% open area (shown)

230 Pinwheel



- 1¾" pattern - 58% open area (shown)

231 Shuriken



- 2" pattern - 33% open area (shown)

See page 28
for methods
of fastening.

• Patterns shown
are not to scale.
Full scale available
in "downloads"
on our website.

TO ORDER:

1.800.387.6267

P: 718.832.1200

F: 718.832.1390

ARCHGRILLE.COM

AVAILABLE OPTIONS

- Beveled Edges
- Bending
- Access Door(s)
- Custom Borders
- Curved: concave, convex or flat face

MATERIALS & FINISHES

ALUMINUM

- Satin
- Mirror Polish
- Primed
- Anodized Colors:
 - Clear
 - Black
 - Duranodic
 - > Light
 - > Medium
 - > Dark
- Powder Coating

BRASS or BRONZE

- Satin
- Mirror Polish
- Statuary (US10B):
 - > Light
 - > Medium
 - > Dark

STAINLESS STEEL

- Satin
- Mirror Polish

STEEL

- Raw
- Primed
- Powder Coating

THICKNESSES*

- Aluminum, Brass, Bronze, Steel: 1/16" - 1/8"
- Stainless Steel: 1/16" - 14 GA

*NOTE: Additional thicknesses available – ask your estimator for details.

MATERIALS & FINISHES

ALUMINUM

- Satin
- Mirror Polish
- Primed
- Anodized Colors:
 - Clear
 - Black
 - Duranodic
 - > Light
 - > Medium
 - > Dark
- Powder Coating

BRASS or BRONZE

- Satin
- Mirror Polish
- Statuary (US10B):
 - > Light
 - > Medium
 - > Dark

STAINLESS STEEL

- Satin
- Mirror Polish

STEEL


- Raw
- Primed
- Powder Coating

THICKNESSES*

- Aluminum, Brass, Bronze, Steel: 1/16" - 1/8"
- Stainless Steel: 1/16" - 14 GA

*NOTE: Additional thicknesses available – ask your estimator for details.

232 Bubbles



- Random opening pattern - open area varies, as shown above.


NOTE: This pattern is organic and does not hold to any standardized layout or pattern.

233 Kauai



- 2¾" pattern - 58% open area (shown)

234 Pebbles



- Random opening pattern - open area varies, as shown above.

NOTE: This pattern is organic and does not hold to any standardized layout or pattern.

235 Cubic



- Random opening pattern - open area varies, as shown above.

NOTE: This pattern is organic and does not hold to any standardized layout or pattern.

AVAILABLE OPTIONS

- Beveled Edges
- Bending
- Access Door(s)
- Custom Borders
- Curved: concave, convex or flat face

TO ORDER:

1.800.387.6267

P: 718.832.1200

F: 718.832.1390

ARCHGRILLE.COM

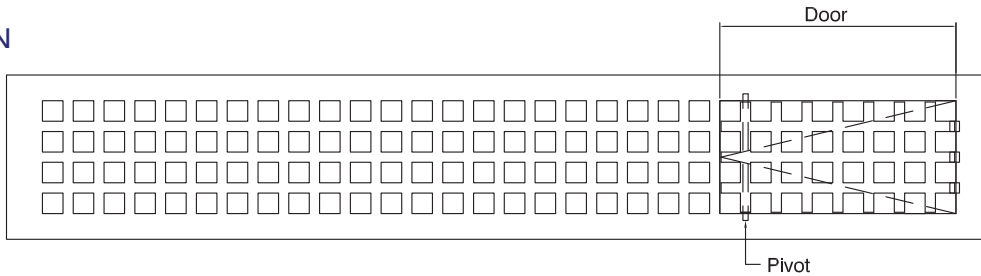
See page 28 for methods of fastening.

• Patterns shown are not to scale. Full scale available in "downloads" on our website.

ACCESS DOORS

Architectural Grille gives you the option to add one or more Grille Access Door(s) to our custom made Perforated Grilles to accommodate duct work, mechanical or HVAC controls on any residential or commercial project.

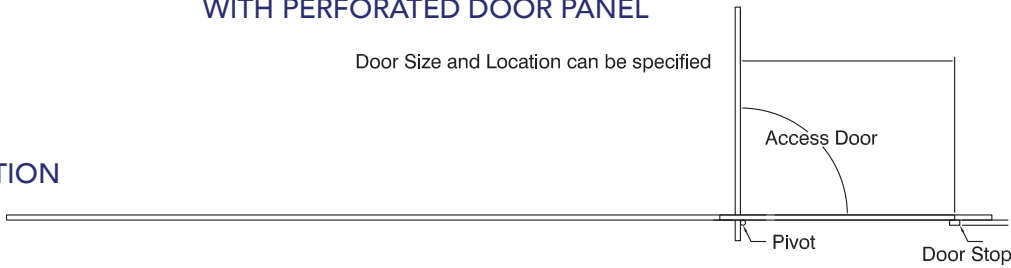
PLAN



WITH PERFORATED DOOR PANEL

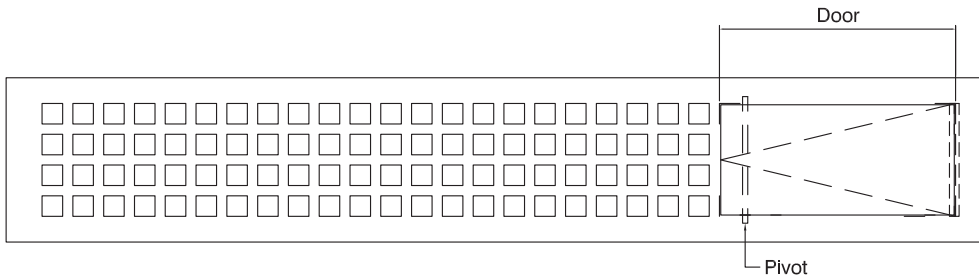
Door Size and Location can be specified

SECTION



Decorative Grilles with Door Panels shown are standard Lattice #208. Access Door on right side with left pivot.

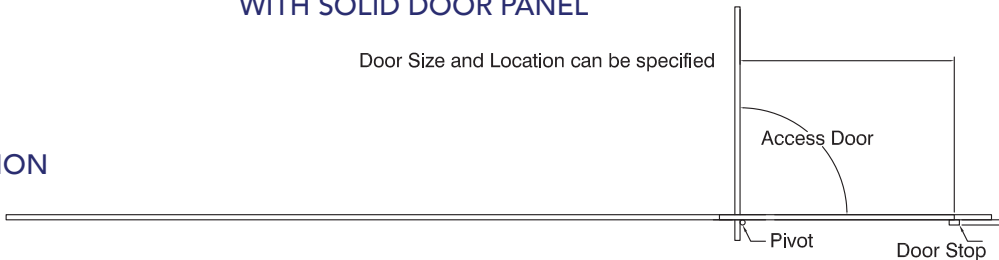
PLAN



WITH SOLID DOOR PANEL

Door Size and Location can be specified

SECTION



- Perforated Grilles: All Patterns
- With or without Custom Borders
- Perforated Patterns can be scaled to any size
- Beveled Edges available
- Choice of one (1) or more Access Door(s) in a single grille

- Lift-out Door(s) Styles available
- Perforated Grille Door or Solid Door Panel available
- Pivot Point for door must be specified
- Location and Length of Access Door(s) can vary

MATERIALS & FINISHES

ALUMINUM

- Satin
- Mirror Polish
- Primed
- Anodized Colors:
 - Clear
 - Black
 - Duranodic
 - > Light
 - > Medium
 - > Dark
- Powder Coating

BRASS or BRONZE

- Satin
- Mirror Polish
- Statuary (US10B):
 - > Light
 - > Medium
 - > Dark

STAINLESS STEEL

- Satin
- Mirror Polish

STEEL

- Raw
- Primed
- Powder Coating

THICKNESSES*

- Aluminum, Brass, Bronze, Steel: 1/16" - 1/8"
- Stainless Steel: 1/16" - 14 GA

*NOTE: Additional thicknesses available – ask your estimator for details.

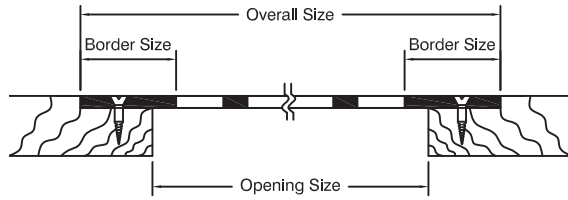
- 200 Square Link
- 201 Parquet
- 202 Grecian
- 203 Honeycomb
- 204 Clover Leaf
- 205 Diamond
- 206 Maltese
- 207 Shell
- 208 Lattice
- 209 Half Shell
- 210 School Slot
- 211 Egyptian
- 212 Straight Hole
- 213 Staggered Hole
- 214 Gothic
- 215 Brick
- 216 Square on Diamond
- 217 Triangle & Clover
- 218 Cross-Link
- 219 Windsor
- 220 Classic
- 221 Tear Drop
- 222 Circle Link
- 223 Mosaic
- 224 Imperial
- 225 Majestic
- 226 Cathedral
- 227 Petals
- 228 Weave
- 229 Orient
- 230 Pinwheel
- 231 Shuriken
- 232 Bubbles
- 233 Kauai
- 234 Pebbles
- 235 Cubic

ARCHITECTURAL GRILLE

PERFORATED GRILLE METHODS OF FASTENING

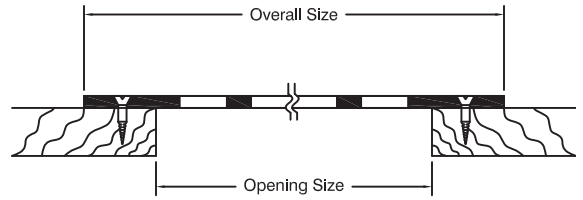
#601

Decorated perforated grille routed into custom woodwork with countersunk screw holes.



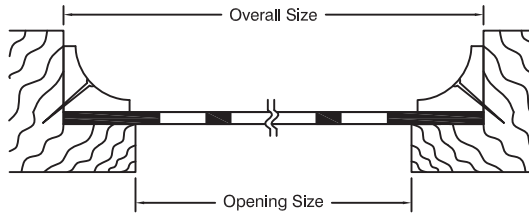
#602

Decorated perforated grille for surface mounting with countersunk screw holes.



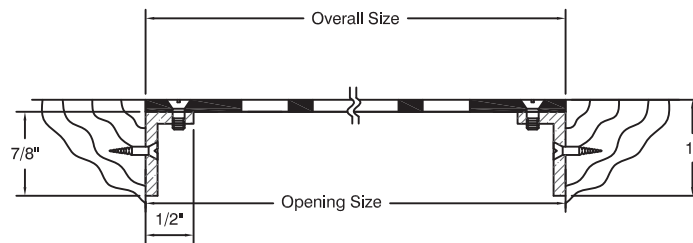
#603

Decorated perforated grille fastened with wood stop (wood stop supplied by contractor).



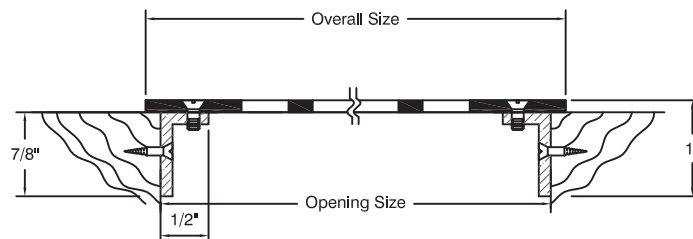
#604

Decorated perforated grille applied to angle frames.



#605

Loose frame with decorated perforated grille to cover opening.

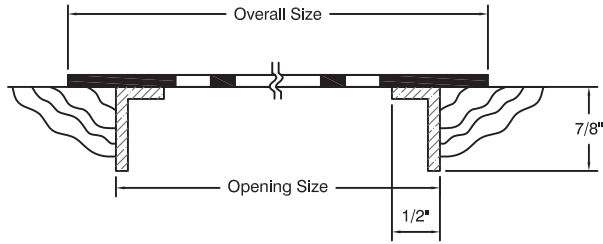


*Drawings are at 1/2 scale.

PERFORATED GRILLE METHODS OF FASTENING

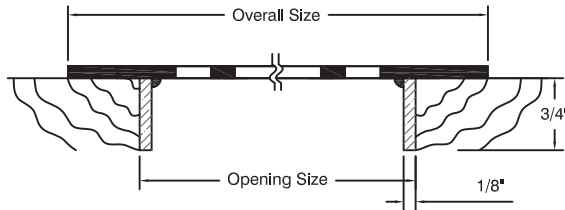
#606

Stiffener angle welded to decorated perforated grille for additional support.



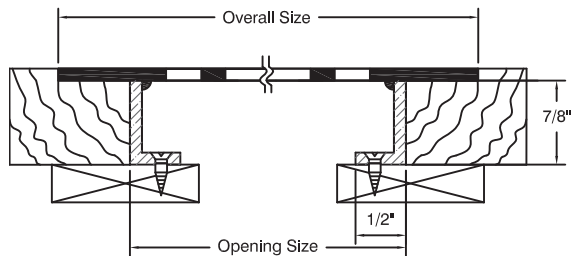
#607

Decorated perforated grille applied on top of surface with stiffener bars for additional support.



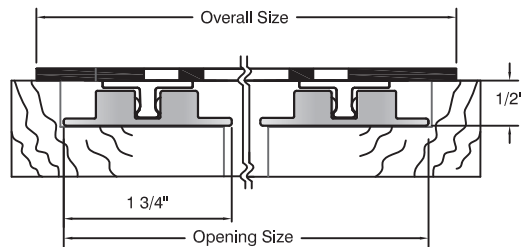
#608

Angles welded to decorated perforated grille used as hidden fasteners (blocking supplied by contractor).



#609

Decorated perforated grille with snap-in catches.



PATTERNS & DESIGNS

- 200 Square Link
- 201 Parquet
- 202 Grecian
- 203 Honeycomb
- 204 Clover Leaf
- 205 Diamond
- 206 Maltese
- 207 Shell
- 208 Lattice
- 209 Half Shell
- 210 School Slot
- 211 Egyptian
- 212 Straight Hole
- 213 Staggered Hole
- 214 Gothic
- 215 Brick
- 216 Square on Diamond
- 217 Triangle & Clover
- 218 Cross-Link
- 219 Windsor
- 220 Classic
- 221 Tear Drop
- 222 Circle Link
- 223 Mosaic
- 224 Imperial
- 225 Majestic
- 226 Cathedral
- 227 Petals
- 228 Weave
- 229 Orient
- 230 Pinwheel
- 231 Shuriken
- 232 Bubbles
- 233 Kauai
- 234 Pebbles
- 235 Cubic

- 200 Square Link
- 201 Parquet
- 202 Grecian
- 203 Honeycomb
- 204 Clover Leaf
- 205 Diamond
- 206 Maltese
- 207 Shell
- 208 Lattice
- 209 Half Shell
- 210 School Slot
- 211 Egyptian
- 212 Straight Hole
- 213 Staggered Hole
- 214 Gothic
- 215 Brick
- 216 Square on Diamond
- 217 Triangle & Clover
- 218 Cross-Link
- 219 Windsor
- 220 Classic
- 221 Tear Drop
- 222 Circle Link
- 223 Mosaic
- 224 Imperial
- 225 Majestic
- 226 Cathedral
- 227 Petals
- 228 Weave
- 229 Orient
- 230 Pinwheel
- 231 Shuriken
- 232 Bubbles
- 233 Kauai
- 234 Pebbles
- 235 Cubic

ARCHITECTURAL GRILLE

MEASUREMENT GUIDELINES

Measure to determine your Opening Size: C = Top to Bottom (Opening Width) and D = Left to Right (Opening Length). Determine your Overall Grille Size: A = Grille Top to Bottom (Grille Width) and B = Grille Left to Right (Grille Length) and specify your desired Border Width E and F. It is recommended to specify a large enough border to completely cover your rough opening. Watch the "How To Measure a Bar Grille" video on our website to get more specific instructions. Our fabrication specialists can assist you in determining the perfect fit for your project.

Measurements should match the width and length of your desired finished piece. It is recommended to allow for clearance when using stiffeners. NOTE: Grilles are manufactured to the size given, and WILL NOT be automatically undersized.

- 1) Measure the INSIDE of your opening: Opening Width (C) and Opening Length (D)
- 2) Determine your desired Grille Width (A) and Grille Length (B)

- 3) Determine your desired Border Width (E) and (F)

Note that border size is critical so unfinished opening edges are not visible through the grille pattern.

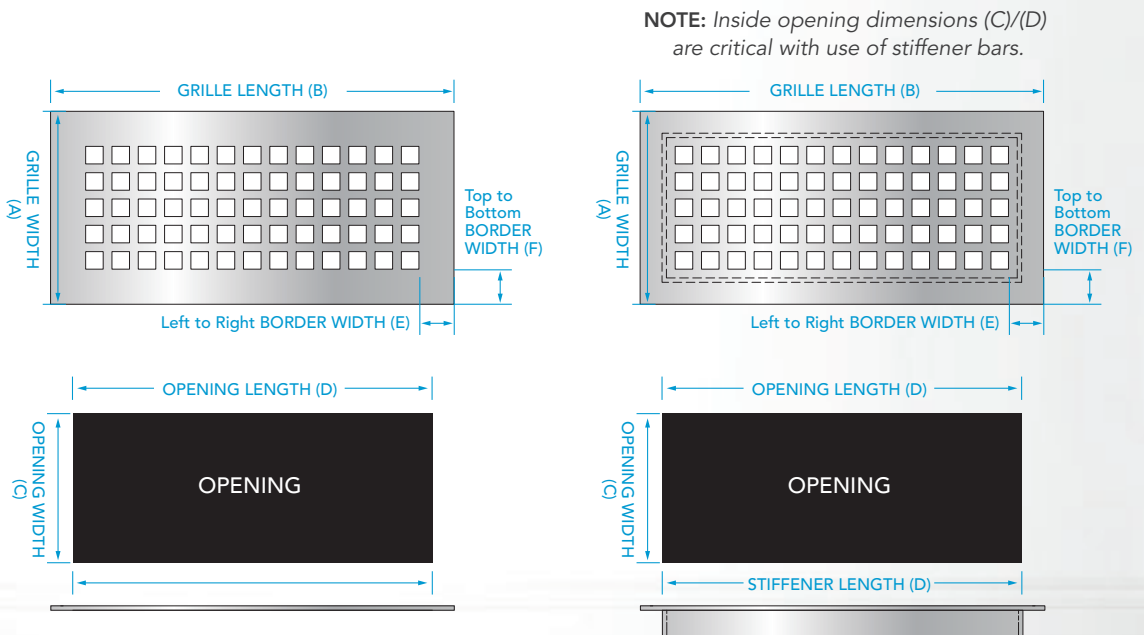
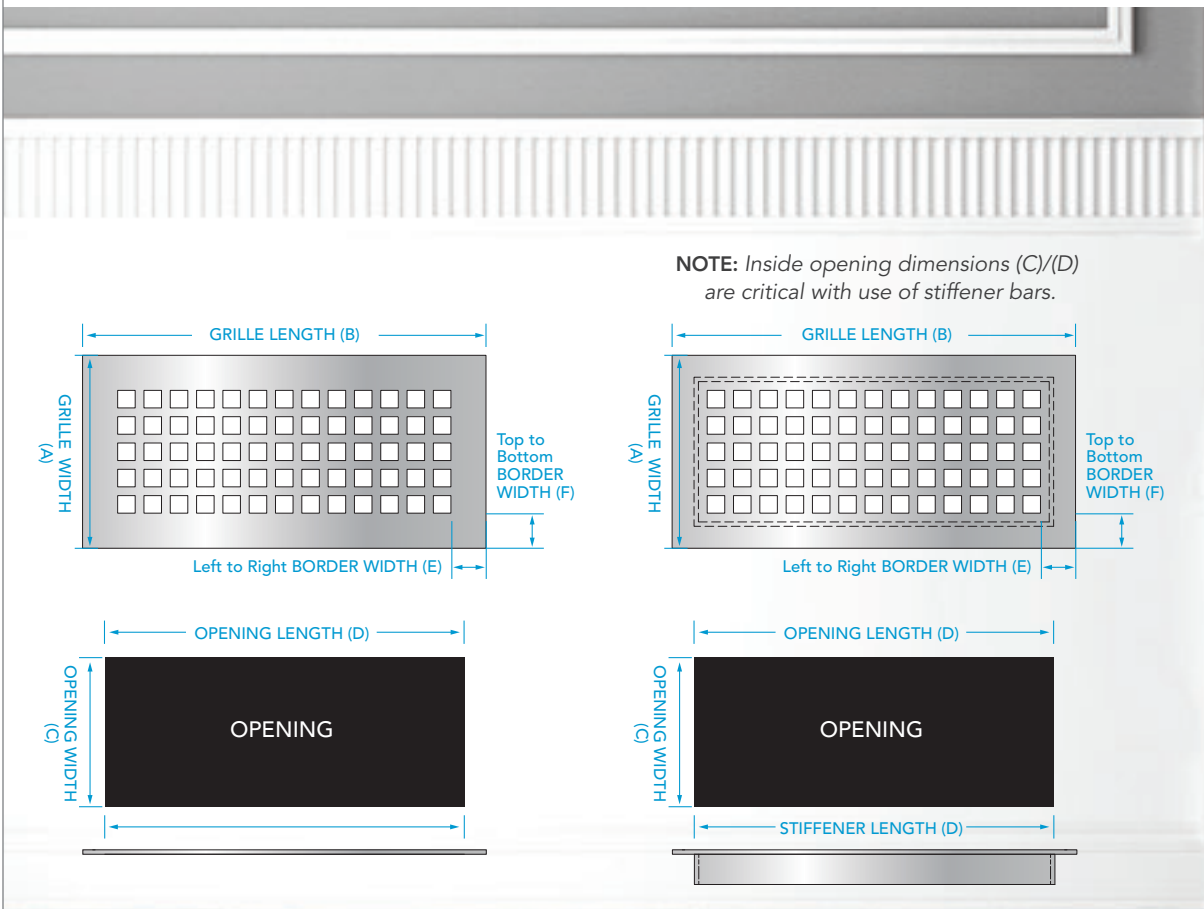
- 4) Choose your Pattern Style and Pattern Size/Dimension

- 5) Choose Method of Fastening (Screw Holes*, Stiffeners, Angle)

- 6) Choose Material Thickness

- 7) Choose Material and Finish

* NOTE: Screw Holes are only provided if requesting mountings #601, #602 or #605. Holes are placed 3/8" off edge of hole center UNLESS specified. Notify you estimator of specific screw hole layout requirements.



ORDERING GUIDELINES

Perforated Grille RFQ Form

FAX: (718) 832-1390
EMAIL: info@archgrille.com

Company Name:			Contact:		
Address:			Email:		
City:	State:	Zip:	Phone:	Fax:	
Job Name:					

- Please provide all of the requested information for a more accurate quote
- Perforated Grilles are specified by overall sizes - see measurement guidelines
- One form per grille type - only select one of each job requirements category
- Please list the dimensions of actual opening where the grilles are to be placed

NOTE: Stiffener bars as shown below are specific to Mounting #607, a Standard Grille is a flat piece

MEASUREMENT GUIDELINES

Measurements:

- 'A' - top to bottom of grille overall
- 'B' - left to right of grille overall
- 'C' - top to bottom of opening
- 'D' - left to right of opening
- 'E' - width of left to right border
- 'F' - width of top to bottom border

NOTE: Architectural Grille manufactures to actual size(s), not nominal size(s)

Job Requirements - select one (1) of each category (Material, Style, Pattern Dimension, Finish)

MATERIAL	FINISH
Specify Punched Thickness <input type="checkbox"/> Aluminum _____" <input type="checkbox"/> Brass _____" <input type="checkbox"/> Bronze _____" <input type="checkbox"/> Stainless Steel _____" <input type="checkbox"/> Steel _____" <input type="checkbox"/> Other: _____"	Aluminum <input type="checkbox"/> Satin <input type="checkbox"/> Mirror Polish <input type="checkbox"/> Primed <input type="checkbox"/> Powder Coat- specify color or provide color chip to match _____ <input type="checkbox"/> Anodized <input type="checkbox"/> Clear <input type="checkbox"/> Black <input type="checkbox"/> Duranodic <input type="checkbox"/> Light <input type="checkbox"/> Medium <input type="checkbox"/> Dark
STYLE <input type="checkbox"/> 200 <input type="checkbox"/> 210 <input type="checkbox"/> 220 <input type="checkbox"/> 230 <input type="checkbox"/> 201 <input type="checkbox"/> 211 <input type="checkbox"/> 221 <input type="checkbox"/> 231 <input type="checkbox"/> 202 <input type="checkbox"/> 212 <input type="checkbox"/> 222 <input type="checkbox"/> 232 <input type="checkbox"/> 203 <input type="checkbox"/> 213 <input type="checkbox"/> 223 <input type="checkbox"/> 233 <input type="checkbox"/> 204 <input type="checkbox"/> 214 <input type="checkbox"/> 224 <input type="checkbox"/> 234 <input type="checkbox"/> 205 <input type="checkbox"/> 215 <input type="checkbox"/> 225 <input type="checkbox"/> 235 <input type="checkbox"/> 206 <input type="checkbox"/> 216 <input type="checkbox"/> 226 <input type="checkbox"/> 207 <input type="checkbox"/> 217 <input type="checkbox"/> 227 <input type="checkbox"/> 208 <input type="checkbox"/> 218 <input type="checkbox"/> 228 <input type="checkbox"/> 209 <input type="checkbox"/> 219 <input type="checkbox"/> 229	Brass <input type="checkbox"/> Satin <input type="checkbox"/> Mirror Polish <input type="checkbox"/> Statuary (US10B) <input type="checkbox"/> Light <input type="checkbox"/> Medium <input type="checkbox"/> Dark <input type="checkbox"/> Clear Coat Lacquer in addition to another finish*
PATTERN DIMENSION _____"	Bronze <input type="checkbox"/> Satin <input type="checkbox"/> Mirror Polish <input type="checkbox"/> Statuary (US10B) <input type="checkbox"/> Light <input type="checkbox"/> Medium <input type="checkbox"/> Dark <input type="checkbox"/> Clear Coat Lacquer in addition to another finish*
	Stainless Steel <input type="checkbox"/> Satin <input type="checkbox"/> Mirror Polish
	Steel <input type="checkbox"/> Raw <input type="checkbox"/> Primed <input type="checkbox"/> Powder Coat- specify color or provide color chip to match _____

**NOTE: Clear coat lacquer has been known to reduce chances of oxidation over life of the grille*

LN	QTY	OVERALL SIZES		OPENING SIZES		BORDER SIZES		ACCESS DOOR		METHODS OF FASTENING	PIECE SPECIFIC NOTES
		'A'	'B'	'C'	'D'	'E'	'F'	Yes / No	Location / Size	Specify Preference #	Screw Holes, Stiffener Bar, etc
001											
002											
003											
004											
005											

General Job Notes

Specify corresponding line # if additional piece specific notes are required

MATERIALS & FINISHES

ALUMINUM

- Satin
- Mirror Polish
- Primed
- Anodized Colors:
 - Clear
 - Black
 - Duranodic
 - > Light
 - > Medium
 - > Dark
- Powder Coating

BRASS or BRONZE

- Satin
- Mirror Polish
- Statuary (US10B):
 - > Light
 - > Medium
 - > Dark

STAINLESS STEEL

- Satin
- Mirror Polish

STEEL

- Raw
- Primed
- Powder Coating



ARCHITECTURAL GRILLE

SPECIALTY GRILLES

Architectural Grille offers a wide range of specialty grilles for interior and exterior applications. We provide architects, engineers, designers and homeowners with creative and architecturally interesting solutions to accommodate unique spaces and complement any decor.

All of our specialty grilles are made-to-order and available in a variety of sizes, frames, materials and finishes. Fully customizable to your job needs and project specifications; give Architectural Grille a call and let our estimators assist you with finding the perfect solution for your exact needs.



ARCHITECTURAL GRILLE

CURVED GRILLES



Architectural Grille offers both perforated and linear bar grilles that can be curved to accommodate curved applications for walls, ceilings, countertops and floors in residential and commercial projects.

STYLE OPTIONS

- Bar Grille Cores: AG10; AG20; AG30; AG50
- Bar Grille Frames: A Frame; B Frame; D Frame; E Frame; F Frame; G Frame; J Frame
- Perforated Grilles: All Patterns

STANDARD FEATURES

- Weld-Lock constructed for maximum durability
- Various Degrees of Bending (Radius) available
- Convex, Concave or Flat Face
- Bar Grille Core only or with Frame available
- Beveled Edges available

MATERIALS & FINISHES

ALUMINUM

- Satin
- Mirror Polish
- Primed
- Anodized Colors: Clear, Black, Duranodic
 - > Light
 - > Medium
 - > Dark
- Powder Coating

BRASS or BRONZE

- Satin
- Mirror Polish
- Statuary (US10B):
 - > Light
 - > Medium
 - > Dark

STAINLESS STEEL

- Satin
- Mirror Polish

STEEL

- Raw
- Primed
- Powder Coating

ARCHITECTURAL GRILLE

ROUND GRILLES



Our custom made round grilles are available in a variety of sizes, frames, styles, materials and finishes, and can also be customized to your needs and project standards.

STYLE OPTIONS

- Bar Grille Cores: AG10; AG20; AG30; AG40; AG50; AG60
- Bar Grille Frames: A Frame; B Frame; C Frame
- Perforated Grilles: All Patterns
- Egg Crate Grille Model: EC300

STANDARD FEATURES

- Various Diameters available
- Bar Grille Core only or with Frame available



ARCHITECTURAL GRILLE

WOOD GRILLES



Architectural Grille offers beautifully-crafted wood perforated and linear bar grilles to give architects, designers and homeowners a creative and natural alternative to metals that will complement any project.

STYLE OPTIONS

- Bar Grille Cores: AG10; AG40
- Bar Grille Frames: A Frame; B Frame; D Frame; E Frame; F Frame; G Frame; J Frame
- Perforated Grilles: All Patterns
- Egg Crate Grille Model: EC300

STANDARD FEATURES

- Mitered Corners available
- Beveled Edges available
- Bar Grille Core only or with Frame available



MATERIALS & FINISHES

ALUMINUM

- Satin
- Primed
- Anodized Colors:
 - Clear
 - Black
 - Duranodic
 - > Light
 - > Medium
 - > Dark
- Powder Coating

BRASS or BRONZE

- Satin

STAINLESS STEEL

- Satin


WOOD

- Natural
- Stained
- Lacquered
- Primed
- Painted

ARCHITECTURAL GRILLE

EGG CRATE GRILLES

The EC300 Egg Crate Grille is a specialized custom product manufactured by Architectural Grille on-site at our factory in Brooklyn, NY.



CORE

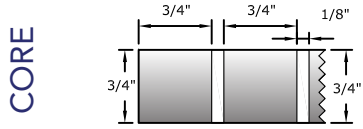
STANDARD FEATURES

- 0° Deflection
- Weld-Lock constructed for maximum durability
- Standard material thickness is 1/8" (ask your estimator for other thickness options available)
- Custom grid core sizes and heights available
- Core can be loose or welded to A, C or J Frames
- Beveled Edges available



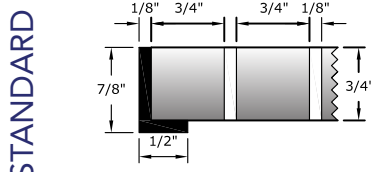
FRAME

The EC300 Egg Crate Grille is available in a variety of grid core sizes and heights (starting from 1/2"), frames, materials and finishes, and can also be customized to your needs and project standards.

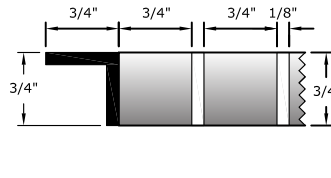


EC 300 CORE

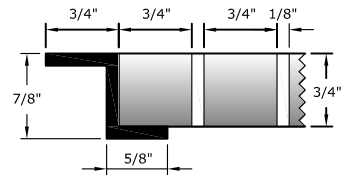
• Frames shown at 1/2 scale. Full scale available in "downloads" on our website.



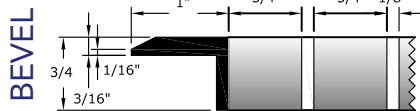
EC 300 A FRAME



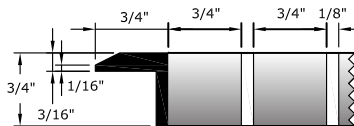
EC 300 B FRAME



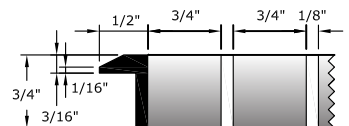
EC 300 C FRAME



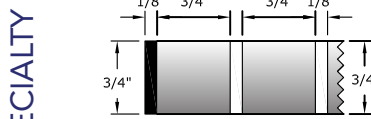
EC 300 D FRAME



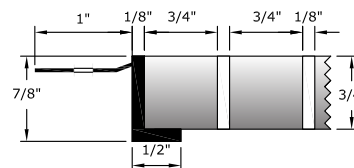
EC 300 E FRAME



EC 300 F FRAME



EC 300 G FRAME

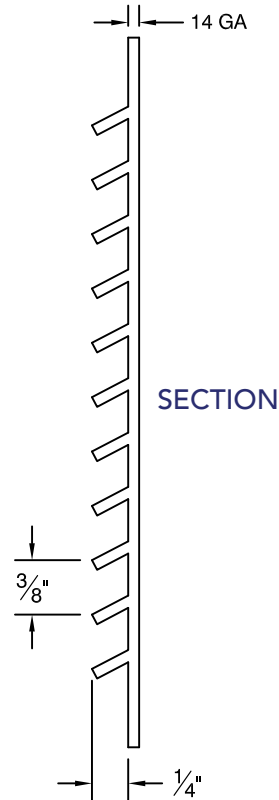
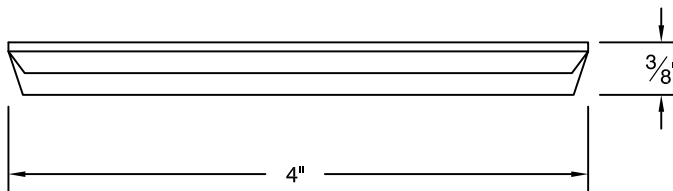



EC 300 J FRAME

TO ORDER:
1.800.387.6267
 P: 718.832.1200
 F: 718.832.1390
 ARCHGRILLE.COM

PUNCH LOUVERS

Architectural Grille's custom made punch louvers are designed to your engineering specifications and provide durability and superior performance while also being aesthetically pleasing.



Consisting of multiple fixed blades, our punch louvers are ideal for air direction and flow in any interior or exterior commercial space.

Our custom made punch louvers are available in a variety of sizes, materials and finishes, and can also be customized to your needs and project standards.



THINK GREEN

- Aluminum Punch Louvers are post-consumer **94% recycled aluminum**
- Eco-friendly choice
- Helps obtain LEED™ credits for your commercial or residential projects

TO ORDER:

1.800.387.6267
 P: 718.832.1200
 F: 718.832.1390
 ARCHGRILLE.COM

MATERIALS & FINISHES

ALUMINUM

- Satin
- Primed
- Anodized Colors:
 - Clear
 - Black
 - Duranodic
 - > Light
 - > Medium
 - > Dark
- Powder Coating

BRASS or BRONZE

- Satin
- Statuary (US10B):
 - > Light
 - > Medium
 - > Dark

STAINLESS STEEL

- Satin

STEEL

- Raw
- Primed
- Powder Coating

THICKNESSES*

- Aluminum, Brass, Bronze, Stainless Steel, Steel:
 - 1/16" - 14 GA

**NOTE: Additional thicknesses available – ask your estimator for details.*

IN STOCK PRODUCTS

PERFORATED GRILLES

- #208 Lattice

BAR GRILLES

- AG10 B Frame
- AG10 B Frame with door
- AG20 B Frame
- AG20 B Frame with door

DIFFUSERS

- Square Ceiling Diffuser 3-Way
- Square Ceiling Diffuser 4-Way

DRYER VENT COVERS



ARCHITECTURAL GRILLE

STOCK ITEMS



Looking for industry standard sized grilles or diffusers and don't have the time to place a custom order? Architectural Grille offers a range of stock items that are available for immediate delivery.

These architectural products meet our highest standard of quality and workmanship. They include 2 popular models of bar grilles (also with door options), a perforated grille pattern that is versatile and simple in design, a dryer vent cover available in 3 finishes and 2 types of square ceiling diffusers. All of our stock products are made from aluminum and are available in a variety of sizes to fit your budget, style and project.

ARCHITECTURAL GRILLE

208 LATTICE PERFORATED GRILLE

IN STOCK PRODUCTS

PERFORATED GRILLES

- #208 Lattice


BAR GRILLES

- AG10 B Frame
- AG10 B Frame with door
- AG20 B Frame
- AG20 B Frame with door

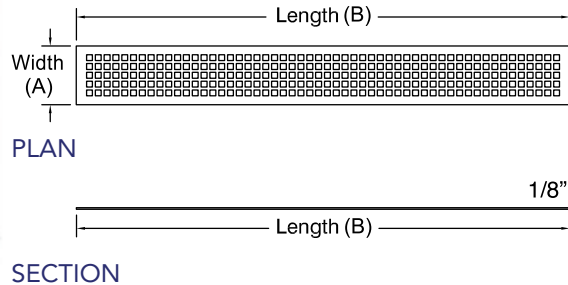
DIFFUSERS

- Square Ceiling Diffuser 3-Way
- Square Ceiling Diffuser 4-Way

DRYER VENT COVERS



A simple and contemporary design, the #208 Lattice Perforated Grille is fabricated using post-consumer 94% recycled aluminum and has a brushed satin finish. This stock model is available in a wide range of industry standard sizes that will suit the desired air flow distribution needs in any residential or commercial application.

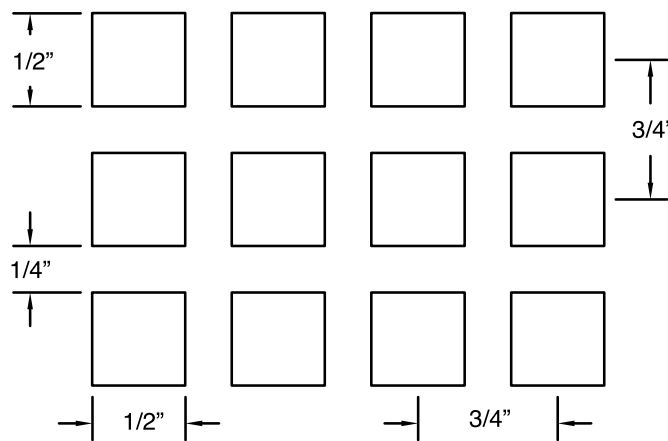


PRODUCT DETAILS

Material: Aluminum*
 Finish: Satin
 Material Thickness: 1/8"
 Pattern Dimension:
 1/2" with 1/4" bar - 45% open area

PRODUCT ATTRIBUTES

- Post-consumer **94% recycled aluminum**
- Environmentally responsible
- Eco-friendly choice
- Helps obtain LEED™ credits for your commercial or residential projects



PATTERN (SHOWN FULL SIZE)

		WIDTH (A)									
		4"	4½"	5"	5½"	6"	6½"	7"	7½"	8"	10"
LENGTH (B)	8"	•				•				•	
	10"	•				•				•	•
	12"	•				•				•	•
	14"	•				•				•	
	24"	•	•	•	•	•	•	•	•	•	
	30"	•	•	•	•	•	•	•	•	•	
	36"	•	•	•	•	•	•	•	•	•	
	42"	•	•	•	•	•	•	•	•	•	
	48"	•	•	•	•	•	•	•	•	•	

AVAILABLE FOR IMMEDIATE SHIPPING





ARCHITECTURAL GRILLE AG10 B FRAME BAR GRILLE



IN STOCK PRODUCTS

PERFORATED GRILLES

- #208 Lattice

BAR GRILLES

- AG10 B Frame
- AG10 B Frame with door
- AG20 B Frame
- AG20 B Frame with door

DIFFUSERS

- Square Ceiling Diffuser 3-Way
- Square Ceiling Diffuser 4-Way

DRYER VENT COVERS



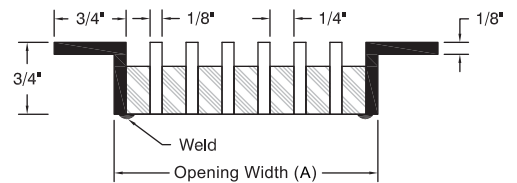
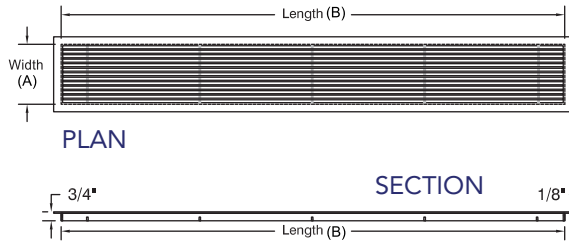
TO ORDER:

1.800.387.6267

P: 718.832.1200

F: 718.832.1390

ARCHGRILLE.COM



AG 10 B FRAME PRODUCT DETAILS

(applicable with or without door)

- Available in Aluminum only
- Satin Finish only
- 0° Deflection
- Pencil Proof: 1/4" spacing between bars
- Weld-Lock constructed for maximum durability

AG 10 B FRAME PRODUCT ATTRIBUTES

(applicable with or without door)

- Post-consumer **94% recycled aluminum**
- Environmentally responsible
- Eco-friendly choice
- Helps obtain LEED™ credits for your commercial or residential projects



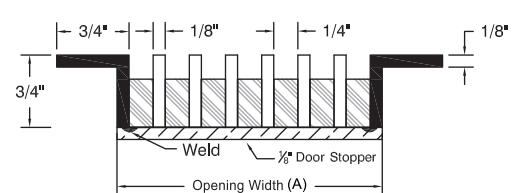
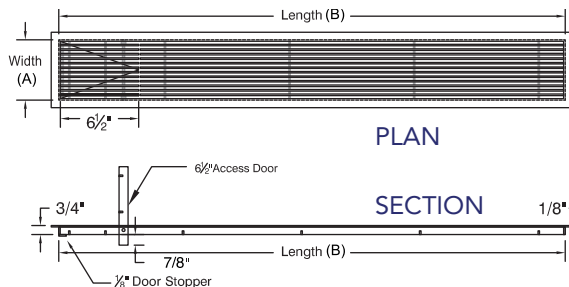
AG10 B FRAME SIZES AVAILABLE FOR IMMEDIATE SHIPPING:

- Standard (no door)
- With door

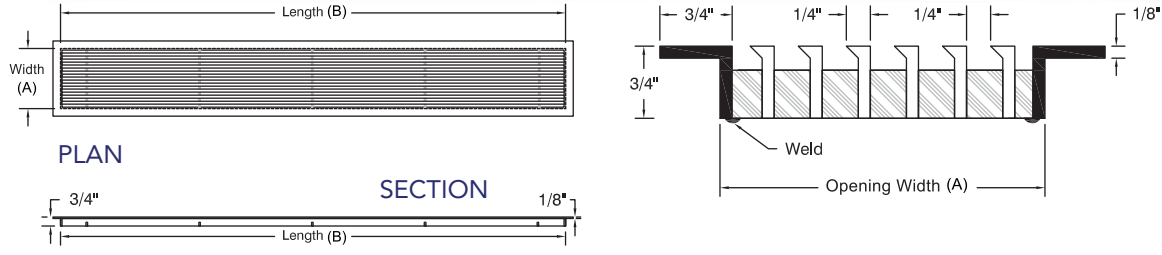
		WIDTH (A)									
		2 1/4"	3 1/2"	4"	4 1/2"	5"	5 1/2"	6"	8"	10"	12"
LENGTH (B)	8"	●		●				●	●		
	10"	●		●				●	●	●	
	12"	●		●				●	●	●	●
	14"	●		●				●	●	●	●
	24"		●●	●●	●●	●●	●●	●●	●●		
	30"		●●	●●	●●	●●	●●	●●	●●		
	36"		●●	●●	●●	●●	●●	●●	●●		
	42"		●●	●●	●●	●●	●●	●●	●●		
	48"		●●	●●	●●	●●	●●	●●	●●		

ARCHITECTURAL GRILLE

AG10 B FRAME BAR GRILLE WITH DOOR



ARCHITECTURAL GRILLE AG20 B FRAME BAR GRILLE



AG 20 B FRAME PRODUCT DETAILS

(applicable with or without door)

- Available in Aluminum only
- Satin Finish only
- 45° Deflection
- Pencil Proof: 1/4" spacing between bars
- Weld-Lock constructed for maximum durability

AG 20 B FRAME PRODUCT ATTRIBUTES

(applicable with or without door)

- Post-consumer **94% recycled aluminum**
- Environmentally responsible
- Eco-friendly choice
- Helps obtain LEED™ credits for your commercial or residential projects

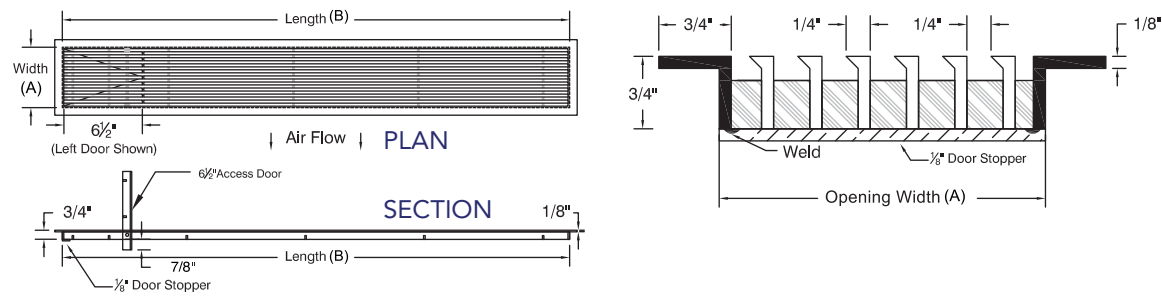


AG20 B FRAME SIZES AVAILABLE FOR IMMEDIATE SHIPPING:

- Standard (no door)
- With Door (Specify Left or Right)

LENGTH (B)	WIDTH (A)										
	2 1/4"	3 1/2"	4"	4 1/2"	5"	5 1/2"	6"	8"	10"	12"	
8"											
10"											
12"											
14"											
24"			●●		●●		●●				
30"			●●		●●		●●				
36"			●●		●●		●●				
42"			●●		●●		●●				
48"			●●		●●		●●				

ARCHITECTURAL GRILLE AG20 B FRAME BAR GRILLE WITH DOOR



IN STOCK PRODUCTS

PERFORATED GRILLES

- #208 Lattice

BAR GRILLES

- AG10 B Frame
- AG10 B Frame with door
- AG20 B Frame
- AG20 B Frame with door

DIFFUSERS

- Square Ceiling Diffuser 3-Way
- Square Ceiling Diffuser 4-Way

DRYER VENT COVERS



TO ORDER:

1.800.387.6267
P: 718.832.1200
F: 718.832.1390
ARCHGRILLE.COM

IN STOCK PRODUCTS

PERFORATED GRILLES

- #208 Lattice

BAR GRILLES

- AG10 B Frame
- AG10 B Frame with door
- AG20 B Frame
- AG20 B Frame with door

DIFFUSERS

- Square Ceiling Diffuser 3-Way
- Square Ceiling Diffuser 4-Way

DRYER VENT COVERS

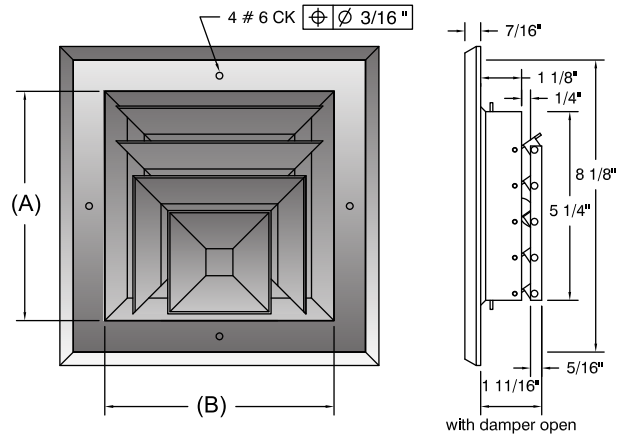
ARCHITECTURAL GRILLE
SQUARE CEILING DIFFUSER 3-WAY



Made of aluminum and available in 4 sizes, the Square Ceiling Diffuser 3-Way is the visible part of the air conditioning system that is mounted in the ceiling of a residential or commercial building. With a **270° air diffusion pattern**, this multi-louver model distributes air flow throughout the room and includes a damper for flow control as well as 4 screw holes for mounting / installation.

PRODUCT DETAILS

<i>Material:</i> Aluminum	<i>Sizes:</i>
<i>Finish:</i> White Gloss	6" x 6"
<i>Inclusions:</i> Damper	8" x 8"
<i>Air Diffusion:</i> 270°	10" x 10"
	12" x 12"



AVAILABLE FOR IMMEDIATE SHIPPING

PLAN

SECTION

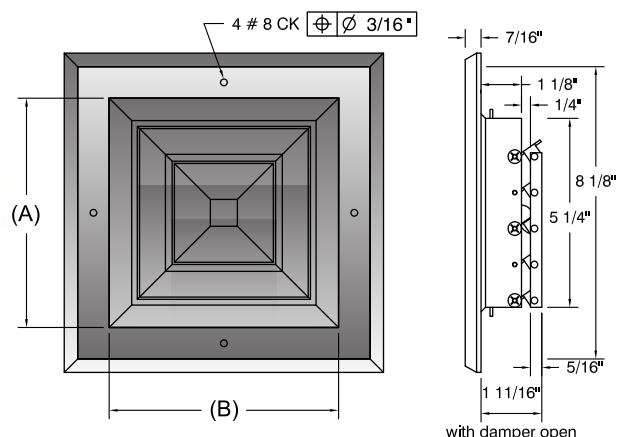
ARCHITECTURAL GRILLE
SQUARE CEILING DIFFUSER 4-WAY



Made of aluminum and available in 3 sizes, the Square Ceiling Diffuser 4-Way is the visible part of the air conditioning system that is mounted in the ceiling of a residential or commercial building. With a **360° air diffusion pattern**, this multi-louver model evenly distributes air flow throughout the room and includes a damper for flow control as well as 4 screw holes for mounting / installation.

PRODUCT DETAILS

<i>Material:</i> Aluminum	<i>Sizes:</i>
<i>Finish:</i> White Gloss	8" x 8"
<i>Inclusions:</i> Damper	10" x 10"
<i>Air Diffusion:</i> 360°	12" x 12"



AVAILABLE FOR IMMEDIATE SHIPPING

PLAN

SECTION

TO ORDER:

1.800.387.6267

P: 718.832.1200

F: 718.832.1390

ARCHGRILLE.COM

ARCHITECTURAL GRILLE DRYER VENT COVERS



Made of aluminum and available in 1 standard size, the decorative dryer vent is an architectural detail to replace your old and plain plastic vent. This visible part of your dryer vent system is normally mounted to the outside of a residential or commercial building. With a powder coated finish, this decorative vent cover is a pleasant replacement to the norm. Screw holes and screws are provided for mounting/installation.

NOTE: We have made every reasonable effort to provide you with an accurate representation of our color finishes. However, due to factors outside our control, such as light source, monitor settings and quality, material, etc., we cannot guarantee precise color representation.

For the most up-to-date color options, please visit our supplier Tiger Drylac's website www.tiger-coatings.us

PRODUCT DETAILS

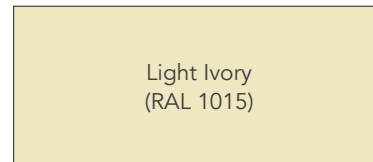
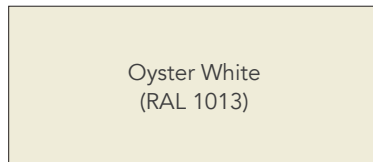
Material: Aluminum
Size: 6 1/4" x 6 1/4"
Finish:
White Gloss
Oyster White (RAL 1013)
Light Ivory (RAL 1015)

APPLICATIONS

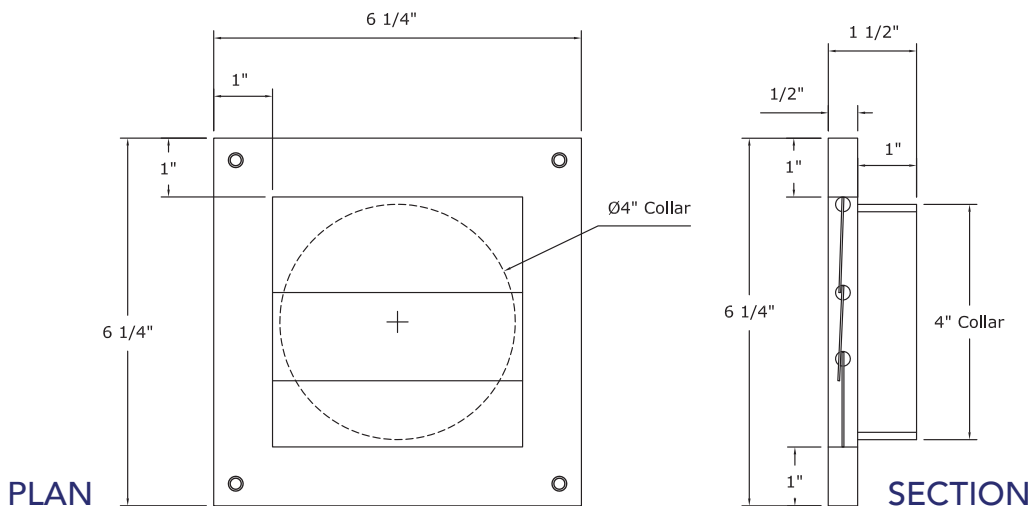
– Decorative Dryer Vent Cover / Cap

STANDARD FEATURES

– Commercial and Residential use
– Exterior applications
(depending on finish & material)



AVAILABLE FOR IMMEDIATE SHIPPING



• Plan and Section shown are not to scale. Full scale available in "downloads" on our website.

IN STOCK PRODUCTS

PERFORATED GRILLES

- #208 Lattice

BAR GRILLES

- AG10 B Frame
- AG10 B Frame with door
- AG20 B Frame
- AG20 B Frame with door

DIFFUSERS

- Square Ceiling Diffuser 3-Way
- Square Ceiling Diffuser 4-Way

DRYER VENT COVERS




TO ORDER:

1.800.387.6267

P: 718.832.1200

F: 718.832.1390

ARCHGRILLE.COM



ARCHITECTURAL GRILLE

CUSTOM FABRICATION

Architectural Grille offers custom items with a limitless number of design possibilities. Using the latest, most sophisticated technology, it is possible to cut complex shapes and design patterns in a variety of materials such as paper, wood, glass, marble and all metals.



Our state-of-the-art technology eliminates the barriers in grille manufacturing and design, while providing customers with a new, cost saving alternative to conventional methods of decorative grille manufacturing. Let our fabrication specialists assist you in creating the perfect custom items for your job.

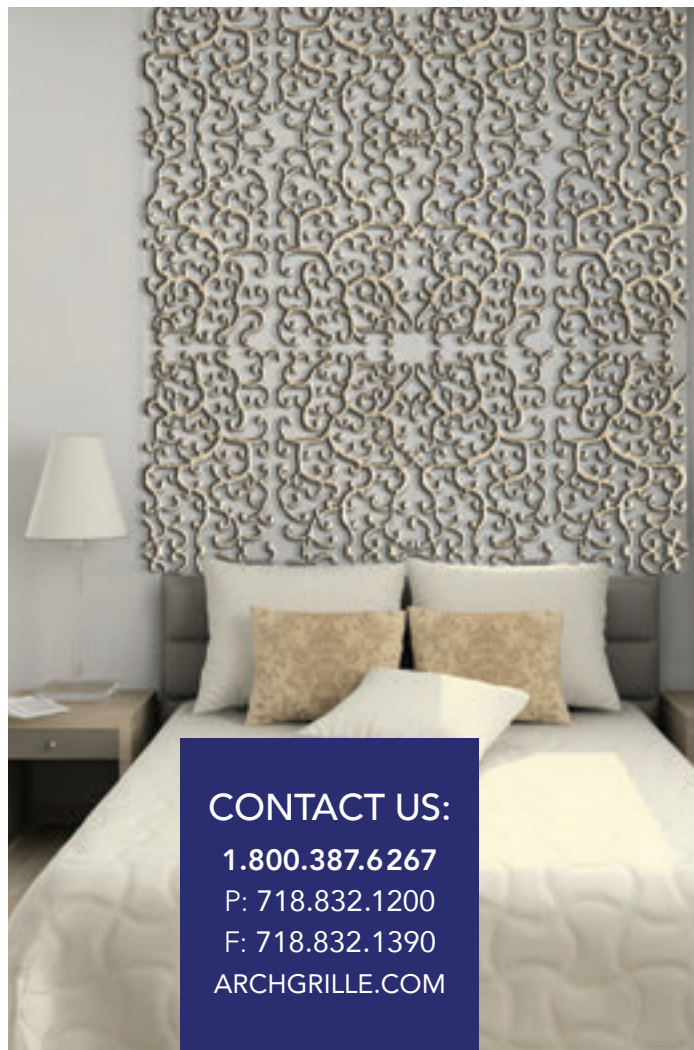

COLUMN SURROUNDS

APPLICATIONS:

- Column Covers and Surrounds
- Tree Surrounds and Gratings

STANDARD FEATURES:

- Commercial and Residential use
- Interior and Exterior applications (depending on finish & material)
- Custom sizing to fit any curvature – convex, concave or flat face



DECORATIVE PANELS & SCREENS

APPLICATIONS

- Infill Panels: Stairways, Balconies, Railings
- Ceiling and Skylight Panels
- Room Divider and Partition Screens
- Custom HVAC Grille Covers
- Door Panel Inserts
- Privacy Screens
- Window Panels and Shutters
- Artwork

STANDARD FEATURES

- Commercial and Residential use
- Interior and Exterior applications (depending on finish & material)



CONTACT US:

1.800.387.6267

P: 718.832.1200

F: 718.832.1390

ARCHGRILLE.COM


CUSTOM LIGHTING

APPLICATIONS

- Wall Sconces
- Ceiling Light Pendants and Surrounds
- Light Fixture Panels
- Dropped Ceiling Light Panels: Elevators, Corridors and Hallways, Light boxes

STANDARD FEATURES

- Commercial and Residential use
- Interior and Exterior applications (depending on finish & material)



STAIR RISERS & TREADS

APPLICATIONS

- Stair Risers
- Stair Treads
- Stair Railing Infill Panels

STANDARD FEATURES

- Commercial and Residential use
- Interior and Exterior applications (depending on finish & material)



CONTACT US:

1.800.387.6267

P: 718.832.1200

F: 718.832.1390

ARCHGRILLE.COM


SUNSHADES & AWNINGS

APPLICATIONS

- Sunshades
- Awnings and Canopies
- Screens

STANDARD FEATURES

- Commercial and Residential use
- Interior and Exterior applications (depending on finish & material)



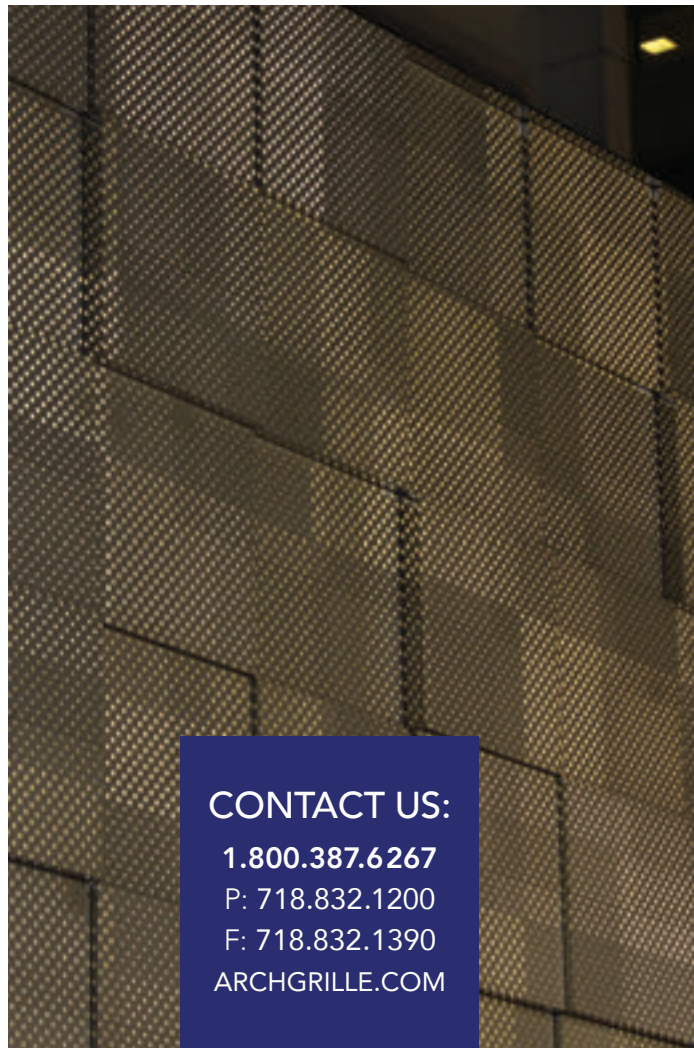
EXTERIOR FENCING & CLADDING

APPLICATIONS

- Fencing: Profile Bar or Perforated
- Security Screens
- Gate Panels
- Cladding Panels: Solid Sheet, Profile Bar or Perforated

STANDARD FEATURES

- Commercial and Residential use
- Exterior applications (depending on finish & material)



CONTACT US:

1.800.387.6267
P: 718.832.1200
F: 718.832.1390
ARCHGRILLE.COM



CUSTOM PLATES

APPLICATIONS

- Adapter (Cover) Plates
- Annunciator Panel Plates
- Video Intercom Camera Panel Plates
- Intercom Panel Plates
- Entry Access Panel Plates
- Single Unit Door Station Plate
- Custom Plates

STANDARD FEATURES

- Commercial and Residential use
- Interior and Exterior application (depending on material and finish)
- Custom sizing to fit any system, new or existing
- Custom design/style including custom hole placement for buttons, speaker/audio, directory, camera and screws




DRAIN COVERS

APPLICATIONS

- Slot Trench Drain Cover Plate:
Linear style
- Shower Drain Cover Plate:
Round, Square or Rectangle top
- Floor Drain Cover Plate:
Slotted or Bar

STANDARD FEATURES

- Commercial and Residential use
- Interior and Exterior applications (depending on finish & material)



CONTACT US:

1.800.387.6267

P: 718.832.1200

F: 718.832.1390

ARCHGRILLE.COM

SIGNAGE

APPLICATIONS

- Company Name Plates
- Company Logos
- Street and Address Sign Plates
- Typography: stand-alone Letters and Numbers
- House Numbers/Letters
- Directional Arrows
- Shapes and Symbols
- Vintage Art Boards
- Stencils

STANDARD FEATURES:

- Commercial and Residential use
- Interior and Exterior applications (depending on finish & material)



SITE AMENITIES

APPLICATIONS

- Trash Receptacles: Individual Cans and Recycling Centers
- Smoking Solutions: Ash Urns
- Fire Extinguisher Holder
- Planters
- Seating: Benches, Chairs, Tables, Stools

STANDARD FEATURES

- Commercial and Residential use
- Interior and Exterior applications (depending on finish & material)
- Custom sizing to fit any curvature - convex, concave or flat face



CONTACT US:

1.800.387.6267

P: 718.832.1200

F: 718.832.1390

ARCHGRILLE.COM



RADIATOR ENCLOSURES

APPLICATIONS

- Radiator Enclosure or Cover
- Convector Enclosure or Cover
- Steam Pipes Enclosure or Cover
- Baseboards Enclosure or Cover

STANDARD FEATURES

- Commercial and Residential use
- Interior applications (*depending on finish & material*)





CONTACT US:

1.800.387.6267

P: 718.832.1200

F: 718.832.1390

ARCHGRILLE.COM



ARCHITECTURAL GRILLE

We are able to offer custom and stock metal products with a limitless number of design possibilities. Using the latest in technology, it is possible to cut integral and complicated shapes and design patterns in materials such as acrylic, wood, glass, marble and all metals.




Specializing in custom projects with no minimum quantities, Architectural Grille is able to consistently deliver high quality factory-direct products to a variety of markets.

By utilizing state-of-the-art machinery incorporating CNC Punch, Laser and Waterjet technologies, we are able to offer extensive capabilities that include AutoCAD design, welding, bending, powder coating and finishing, all of which can be applied to areas of construction and interior design, including decorative screening, logos and artwork.

Architectural Grille has the ability to cut any pattern/design in any material with "pin-point" accuracy, giving architects and designers the power to translate their ideas and creativity into reality.



Architectural Grille is proud to be a member of the U.S. Green Building Council and to support sustainability by offering recycled aluminum and sourcing reclaimed materials to fabricate our products.

ARCHGRILLE.COM
PROUDLY CUSTOM MADE IN THE USA





ARCHITECTURAL GRILLE



42 SECOND AVENUE, BROOKLYN, NY 11215
1.800.387.6267 | P: 718.832.1200 | F: 718.832.1390

ARCHGRILLE.COM

