



The Catalog

Furnishing with steel furniture

www.cp-furniture.com





We are here for you:
with specialist advice and service – locally.

Our hand-picked and qualified authorized C+P partners will be glad to help you at local level with any practical advice on all your furnishing inquiries.

Please, simply get in touch with us. We will be glad to give you the details of an authorized C+P partner close to you.

www.cp-furniture.com





C + P. The right choice.

| | |
|---|----|
| C+P. At home in all industries | 8 |
| Solutions with quality and service | 10 |
| Innovative strength and new ideas..... | 12 |
| Made of steel – naturally! | 14 |
| Furniture that gets there safely. | 16 |
| Your advantage: logistics service made to order | 18 |

Locker and cloakroom furniture

| | |
|--|-----|
| Lockers | 20 |
| School and box lockers | 136 |
| Benches with coat rack | 166 |
| Wall-mounted and free-standing wardrobes | 174 |
| Open wardrobes and box lockers..... | 178 |
| Industry and specialist solutions | 184 |

Workshop cabinets, workbenches and shelving

| | |
|---|-----|
| System cabinets, pedestals and occasional furniture | 200 |
| Workbenches, workshop trolleys | 262 |
| Perforated panel systems | 282 |
| Shelving systems..... | 284 |

Cabinets and filing systems

| | |
|--|-----|
| Cabinet systems C 2000 Acurado | 300 |
| Cabinet systems C 3000 Asisto | 334 |
| Flame-resistant hinged-door cabinets Certos..... | 378 |
| Tambour cabinets Omnispace | 382 |
| Multi-drawer cabinets 7000 series | 388 |

Desks, pedestals and chairs

| | |
|---|-----|
| Desks T 3300 Asisto and T 4400 Cegano | 394 |
| T 8000 Premio Business desks and conference solutions | 414 |
| W 5000 SonicWall acoustic solutions..... | 416 |
| Conference and folding tables..... | 420 |
| T 4400 Cegano Mobile conference furniture | 428 |
| C 3000 Asisto Pedestals and occasional furniture | 436 |
| Swivel and task chairs | 452 |

| | |
|---------------------------------------|-----|
| Order number and weight register..... | 462 |
| Glossary..... | 474 |
| Color concepts/order form..... | 483 |



Locker and cloakroom furniture

| | |
|---|------------|
| Lockers | 20 |
| Overview of all locker series..... | 22 |
| C+P corrosion protection guarantee..... | 24 |
| Overview of locking systems..... | 26 |
| S 2000 Classic..... | 28 |
| S 3000 Evolo..... | 52 |
| S 6000 Cambio..... | 86 |
| S 7000 Prefino..... | 108 |
| Labeling and orientation..... | 132 |
| Locking systems/coin-operated locks..... | 134 |
| School and box lockers | 136 |
| Which series is right for which location?..... | 138 |
| S 4000 Intro box lockers..... | 140 |
| Box lockers for schools and child care facilities..... | 146 |
| S 5000 Resisto box lockers..... | 152 |
| Locking systems/coin-operated locks..... | 161 |
| Benches with coat rack | 166 |
| Basic benches and benches with coat rack..... | 168 |
| HPL benches..... | 172 |
| Vitas benches..... | 173 |
| Wall-mounted and free-standing wardrobes | 174 |
| Open wardrobes and box lockers | 175 |
| Industry and specialist solutions | 184 |
| S 2000 Classic Z lockers..... | 186 |
| S 3000 Evolo fire service lockers..... | 188 |
| S 3000 Evolo fire service wardrobes..... | 194 |
| S 3000 Evolo laundry-collecting and dispensing lockers..... | 196 |
| Laptop lockers S 3000 Evolo..... | 197 |
| Space-saving and safe deposit box lockers..... | 198 |



Cabinets, workbenches and shelving



System cabinets, pedestals and occasional furniture 200

The new Ergo-Lock 4.0 204

Tool and equipment cabinets with hinged doors

- for normal loads 206

- for heavier loads 226

- with viewing window in doors 230

- hazardous substance cabinets 234

- with open-front containers 236

Tool cabinets with sliding doors

- for normal loads 250

- for heavier loads 256

- with viewing windows in sliding doors 278

87 series cabinet system

- Drawer cabinets 272

- Computer cabinets and workshop trolleys 276

Workbenches, workshop trolleys and perforated panel systems 262

45 series modular workbenches 264

87 series compact workbenches 268

Basic workshop trolley 280

Perforated panels, hooks and holders, hook packs 282

Shelving systems 284

Boltless shelving (parcel shipment-ready) 286

Bolted file shelving systems 288

Boltless file shelving systems 290

Boltless shelving systems 292

Long boltless shelving systems 296



Cabinets and filing systems

| | |
|--|----------------|
| C 2000 Acurado | 300 |
| The new Ergo-Lock 4.0 | 302 |
| Hinged-door cabinets | 306 |
| Office bookcases | 308 |
| Top cabinets and bookcases | 314 |
| Counter cabinets | 316 |
| Sliding-door cabinets | 320 |
| Sliding-door cabinets with glass doors | 326 |
| Drawer and filing cabinets | 330 |
| C 3000 Asisto | 334 |
| Hinged-door cabinets | 336 |
| Office bookcases | 340 |
| Top cabinets with hinged doors | 344 |
| Occasional and top bookcases | 346 |
| Sliding-door cabinets | 348 |
| Tambour cabinets | 356 |
| Drawer and filing cabinets | 364 |
| Flame-resistant hinged-door cabinets Certos | 378 |
| Tambour cabinets Omnispace | 382 |
| Multi-drawer cabinets 7000 series | 388 |



Desks, pedestals and chairs



Desks 394

| | |
|---|-----|
| Overview of all series | 396 |
| Overview of tabletops | 398 |
| T 3300 Asisto sit / stand | 400 |
| T 4400 Cegano | 404 |
| T 4400 Cegano sit / stand | 410 |
| T 8000 Premio | 414 |
| W 5000 SonicWall acoustic solutions | 416 |

Conference and folding tables 420

| | |
|--|-----|
| Folding tables | 422 |
| Occasional table | 423 |
| T 4400 Cegano conference tables | 424 |
| T 4400 Cegano mobile conference tables | 428 |
| T 4400 Cegano conference media cart | 434 |

Pedestals and occasional furniture 436

| | |
|--|-----|
| Mobile high pedestals | 438 |
| Fridge caddy | 440 |
| Small mobile pedestal | 442 |
| Mobile pedestal | 444 |
| Pull-out cabinets in standing and table height | 448 |

Swivel and task chairs 452

| | |
|-----------------------|-----|
| Comfort Line | 454 |
| Avantgarde Plus | 455 |
| Net Line | 456 |



C+P. At home in all fields.

Our wide product range, which is constantly being updated, offers customer-oriented solutions for almost every application area and every budget.

- From the staff workstation through to the management level.
- From the office or archive to the storage room and workshop and even through to
- Locker rooms, changing rooms, and fitness and wellness areas.





C+P furniture is perfectly at home in

- Industry, trade, and commerce,
 - Retailers, service providers and freelancers,
 - Public administration and authorities,
 - Childcare facilities, schools, and universities,
 - Water parks, sports centers, and clubs,
 - Clinics, doctor's offices, and hospitals,
 - Fitness, rehabilitation and prevention,
 - Pharmaceutical, chemical and medical,
- and in many other areas, where it is crucial to make people's work easier.



Would you like to find out more about contract furniture from C+P?

Then our project reports will be perfect for you. These interesting documents show you the full versatility of the C+P furniture in practice: from the leisure pool to the sports facility, from the hospital to the office, from the rehabilitation center to the industrial changing room.

Simply send us your request at
www.cp-furniture.com



Solutions with quality and service.

C+P is one of Europe's leading furniture manufacturers.

Thanks to continuous innovative development, consistent investments and market-oriented products, C+P stands for quality and expertise. Our customers know that they are in good hands and can always rely on the very best solutions!






"German Quality" from the market leader

C+P specializes in steel furniture. Our excellence in this field has been virtually unmatched for decades. It comes as no surprise that we are the market leader in many product segments.

With the aim of making people's work easier, we are constantly on the lookout for new practical ideas for developing new products from steel.



You are welcome to come and visit our factory! Please arrange an appointment with your C+P furniture consultant.

Many of our products have been tested by the Thuringia TÜV office (Technical Inspection Agency). We will be glad to send you copies of the relevant certificates if required.



Breidenbach



Gotha



Legnica

C+P in figures:

| | |
|----------------------------|--|
| Founded in | 1925 |
| Employees at C+P Furniture | approx. 700 |
| Production sites | Breidenbach (Hesse) Gotha (Thuringia) Legnica (Poland) |
| Sales | Worldwide |
| Production capacity | Over 100 truck loads leave the C+P plants every week |
| Material volume | The C+P plants process approx. 1,500 tons of steel every month |
| Orders | C+P handles over 90,000 orders every year – from individual items through to complete furnishings for major projects |
| Special feature | Specialist and market leader in steel furniture |

Innovative strength and new ideas

One example from many:

The new Ergo-Lock 4.0

Making a good solution even better!



Outstanding operating safety, wear resistance, and an attractive appearance have always characterized the patent-pending "Ergo-Lock" grip lock from C+P. The **"simply push shut to close"** feature in particular has already made the work of hundreds of thousands of users easier. But that wasn't enough for us.

We're going one better with the new **Ergo-Lock 4.0!**

The new Ergo-Lock 4.0 offers:

- **An even higher-quality appearance – current and contemporary**
Fits in with any room and gives your cabinet a distinctive look.
- **"Simply push shut to close" mechanism (patent-pending)**
Only with a C+P solution can you still close the cabinet when your hands are full.
- **Removable core cylinder, subsequent replacement, simultaneous locking – everything is possible!**
Remain open to future change and safeguard the security of your investment.
- **Matching locking systems with PIN codes or matching-lock transponders**
Depending on your security requirements, you can opt for PIN codes or transponders with the same design instead of keys. As a complete, electronic offline lock, the Ergo-Lock 4.0 offers full state-of-the-art features.

Key advantage:

Our new **Ergo-Lock 4.0** is compatible with the installation opening of the predecessor model used since 2013. You can therefore upgrade your existing cabinet to the new **Ergo-Lock 4.0** even at a later stage!



Video at:
www.cp.de/ergo-lock

Whether you use it as a key lock or with PIN codes or transponders – the Ergo-Lock 4.0 product range offers the right system to suit every requirement.






Opt for security and access control to suit your particular needs:



Mechanical locking system

- 2 keys per lock
- Standard design for all Acurado hinged-door cabinets and almost all hinged-door tool cabinets
- Frame in black as standard
- Silver frame available for an additional charge



PIN code lock

- Motor locking bolt
- 4 digits
- 4 to 8-digit codes possible
- Visual functional feedback (green / red)
- Main key code
- Range of application from +5 to +40°C
- Battery suitable for 30,000 openings or approx. 3 years
- Available from the middle of 2019
- Silver frame as standard



Transponder lock

- Motor locking bolt
- MIFARE® DESFire® transponder model
- Can be integrated in existing access control systems
- USB programming interface
- Visual functional feedback (green / red)
- Master code transponder card
- Management software optionally available
- Range of application from +5 to +40°C
- Battery suitable for 30,000 openings or approx. 3 years
- Available from the middle of 2019
- Silver frame as standard

Made of steel – naturally!

No other material has as many positive properties as steel. At C+P, we exploit every one of those properties and use steel whenever design, stability and long-term value are required. We also like to combine it with other materials, because a “steel backbone” provides the ideal basis for such blends.

We have several decades’ experience in furnishing with steel. Make the most of that competitive edge!



Steel – a green material

Steel recycling plays an important part in relieving the burden on resources, because it can always be melted down again without any loss of quality. In Germany, almost half of all steel is produced from this “secondary raw material”. That cuts down the energy needs in production – also considerably reducing CO₂ emissions. And, to stay on this topic a moment longer: energy consumption and emissions are lower during transportation because steel furniture is lighter than furniture made of wood. Steel represents an ideal combination of ecology, stability and design.





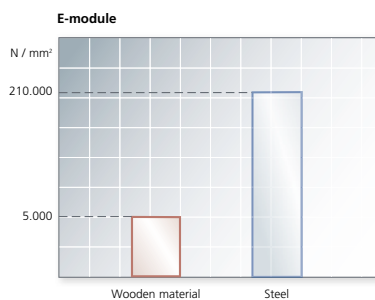
Arguments for steel

- Steel permits top-class design solutions
- Steel is robust and durable
- Steel is versatile
- Steel offers unlimited color possibilities
- Steel is easy to care for and hygienic
- Steel can be combined excellently with other materials
- Steel furniture provides practical fire protection
- Steel furniture has a long service life and can withstand an unlimited number of relocations

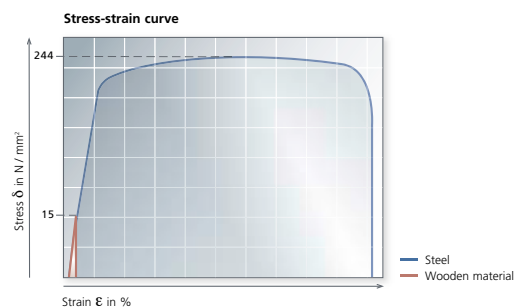
Play safe: choose steel furniture from the market leader, C+P!



The advantages of this incomparable material are also scientifically proven:



The “elasticity module” defines the ratio of the force required to cause a distortion and the distortion it causes. In other words: how much force must I apply to stretch a material? The diagram shows that steel is unbeatable as a material in terms of stability and elasticity.




The stress-strain curve describes how easily a material can be distorted and when the material will fail, i.e. break. You can see that, in comparison to wood, steel is very difficult to distort, can withstand extremely strong forces and also provides a certain safety scope even in the critical range thanks to its plastic behavior.

Furniture that gets there safely. Quickly and reliably.



C+P offers a wide range of products made on commission.

The C+P logistics concept with computer-aided tour management guarantees that your valuable furniture will reach you in perfect condition. Because we want you to be absolutely delighted not only with our furniture, but also with our service.



The C+P Tracking-System

Thanks to GPRS, our trucks are constantly connected to the C+P computer center. Their tour progress and deliveries are communicated online in real time. The specialist dealers can access the current order status at any time on the C+P website. On request, we can also provide automatic notifications by e-mail as soon as an order has been delivered. And if, against all expectations, an order is not delivered successfully (e.g. because a customer was not present), all the necessary information is forwarded that very minute so that we can quickly react accordingly.

As you can see, C+P is the perfect partner for you in every area.



A good investment

C+P constantly invests in customer-friendly services in order to extend its market leadership in terms of logistics even further in the future.



What is different about C+P?

- With our own lorry fleet, we deliver directly to the required unloading point without trans-shipping almost anywhere in Germany and in many European countries. So our goods don't need any packaging.
- Trained loaders, drivers and fitters know "their" products and treat them carefully.
- You can rely on a punctual and professional delivery – so you can save time, money and your nerves.

Notifications
about the
order status
in real time



Your advantage: logistics service made to order.

Using this overview, you can choose the right service for you.

For you, that means: planning reliability and service transparency from placing the order through to delivery!

If you do not specify any special wishes with the order, the **standard conditions of delivery** will apply.

Standard conditions of delivery



Service package A



Service package B



One-off travel fee



The C+P stock program



For urgent supplies, our **stock program** is available

We keep the most popular C+P products in stock for you in standard color (generally RAL 7035 Light grey). Selected cabinets are kept in stock in standard color combinations.

Products from the standard range are thus **also available for particularly fast delivery.**

For all available items and delivery times, see **www.cp.de/express**




Notification
(for HGV delivery only)

Schedule types
(for HGV delivery only)

Returns

Postponements,
modifications

| Definition of service | Service scope | Price (net plus VAT) | Prerequisites/examples |
|---|---|--|---|
| DELIVERY TO GROUND FLOOR; behind 1st lockable building door | HGV delivery Parcel delivery Items that are suitable for parcel delivery include shelves and hanging frames | <div>For an up-to-date overview of all prices and delivery terms, see www.cp.de/fracht</div>  | For HGV delivery: Unloading point accessible with large HGV (e.g. semi-trailer, 18 m). Parking possibility in the immediate vicinity. |
| Transport to the application area, excluding assembly | Transport in the building from the 1 st lockable building door to the application area, excluding set-up, excluding assembly | | As standard package (see above); the furniture must be able to be transported to the application area <u>by normal means</u> (not via spiral staircases, through windows, etc.). A completed description of the transport route is generally required. |
| Transport to application area and assembly ready to use | As package A, plus ready-to-use assembly incl. set-up if necessary (e.g. for bookcases) and alignment | | As package A |
| Separate trip without furniture delivery | Travel to implement service tasks, assemblies, etc. | | As standard conditions of delivery |
| Notification of delivery by e-mail or fax | Notification of the delivery approx. 1-3 days before the planned delivery date by fax* | | Specification of e-mail/fax no. address of authorized dealer or end customer |
| Approx. delivery week (standard) | Expected delivery date within one calendar week* | | "Delivery approx. cal. week 41" |
| Fixed delivery week | Binding delivery date within one calendar week* | | "Delivery cal. week 41, fixed" – additional arrangement required! |
| From-to appointment | Binding delivery date within a desired period of at least three days* | | "Delivery from 12/1 to 12/3" Period of at least 3 days – additional arrangement required! |
| "Not earlier" appointment | Binding delivery date from a desired delivery date onwards* | | "Delivery as from 12/1, not before", additional arrangement required! |
| "Not later" appointment | Binding delivery date up to a desired delivery date* | | "Delivery up to 12/1, not later", additional arrangement required! |
| Fixed-date appointment | Binding delivery on a desired delivery date* | | "Delivery FIXED on 12/1" – additional arrangement required! |
| Return of goods (costs generally incurred) | Return of already delivered/produced goods due to an incorrect order, customer error, etc. | | Flawless and brand-new condition ex works. Special productions, colors, etc. may not be returned. |

Due to our individual, commissioned production, changes to the order or the schedule can only be taken into account after the order is successfully placed if this is technically possible in terms of the production. In any case, a cost participation must be charged with the amount depending on the actually incurred costs.

* For all schedule types, the minimum delivery time applicable on the day of placement of the order must be taken into account.

Locker and cloakroom furniture

In Europe, C+P is the market leader for changing room systems and lockers on steel basis. Let us know what your furnishing needs are – C+P has the right solution for any application!

With innovative ideas, such as the modern ventilation concepts and trendsetting locking systems, C+P repeatedly sets new standards.



**Lockers
S 2000
Classic**..... 28




**Lockers
S 3000
Evolo** 52



**Lockers
S 6000
Cambio**..... 86



**Lockers
S 7000
Prefino** 108





Assembled box lockers
S 4000 Intro /
S 5000 Resisto 136




**Benches with
coat racks Basic,
HPL and Vitas 166**



**Wall-mounted and free-standing
wardrobes, open wardrobes, and
assembled box lockers 174**



**Industry-specific
and custom
solutions 184**



Versatile and practical

S 2000 series CLASSIC



The timeless basic range – complete and competent 28

- Sturdy steel construction with high-quality enamel coating, many locker variants
- 2 compartment widths, 5 different box heights
- Sub-frame alternatively with feet, base, or bench
- Fronts made of steel
- Ventilation via CVL (Classic Ventilation Concept)
- Practical interior fittings
- Box lockers also available with doors made of acrylic glass

S 3000 series EVOLO



The evolution of a classic – with great advantages 52

- Sturdy steel construction with high-quality enamel coating, many locker variants
- 2 compartment widths, 5 different box heights
- Sub-frame alternatively with feet, base, spacious storage box, or bench
- Fronts made of steel or MDF/phenolic HPL with wood decor for an even more attractive appearance
- Improved ventilation thanks to EVL (Evolvo Ventilation Concept)
- Practical interior fittings + luxury fittings on the door
- Great advantages such as warp resistant doors for improved anti-burglary protection, optional numbering, exchangeable fronts, and much more! (see from page 54)

| | Compartment widths | Different box heights | Can be reconfigured | Spacious body height | Sub-frame feet | Sub-frame base | Sub-frame bench | Storage box | Column sub-frame | Slanted roof |
|----------------|--------------------|-----------------------|---------------------|----------------------|----------------|----------------|-----------------|-------------|------------------|--------------|
| S 2000 Classic | 300/400 | ● | - | - | ● | ● | ● | - | - | - |
| S 3000 Evolo | 300/400 | ● | - | - | ● | ● | ● | ● | - | - |
| S 6000 Cambio | 300/400 | ● | - | ● | ● | ● | ● | ● | ● | - |
| S 7000 Prefino | 300/400 | ● | ● | ● | ● | ● | ● | ● | ● | ● |

S 6000 series CAMBIO



S 7000 series PREFINO



Excellence in technology and design – for high demands

86

For Cambio and Prefino

- Sturdy steel construction with high-quality enamel coating, many locker variants
- 2 compartment widths, 6 different box heights
- Sub-frame alternatively with feet, base, spacious storage box, or bench
- Optimum ventilation, alternatively through SVL (self ventilation), FVL (forced ventilation), or FVLD concept (forced ventilation with dryer)

- Fronts made of steel or phenolic HPL with wood decor for an even more attractive appearance
- Practical interior fittings, luxury fittings on the door + additional fittings
- Further great advantages such as double-walled doors with body sound absorption for optimum stability, design, and sound behavior and much more! (see from page 88)

A highlight - for maximum requirements

108

Also for Prefino

- Spacious body height of 1850 mm (1950 mm incl. feet or base), for example for storing longer pieces of clothing more comfortably
- Compartment heights can also be changed later
- Fronts made of steel, phenolic HPL with wood decor, or enameled glass for an even more attractive appearance
- Other significant benefits, such as smooth internal walls or appealing panels and many more! (see from page 110)

| Steel fronts | Wood decor fronts | Glass fronts enameled | Self-ventilation | Forced ventilation | Standard fittings | Luxury fittings | Additional fittings | Smooth internal walls | Locking variants | Safety turning bolts |
|---------------------|----------------------|-----------------------|------------------|--------------------|-------------------|-----------------|---------------------|-----------------------|------------------|----------------------|
| | | | | | | | | | | |
| • | - | - | CVL | - | • | - | - | - | • | - |
| • | MDF/ phenolic HPL | - | EVL | - | • | • | - | - | • | • |
| • | phenolic HPL | - | SVL | FVL | • | • | • | - | • | • |
| sound absorption | phenolicHPL | • | SVL | FVL | • | • | • | • | • | • |

Leading in corrosion protection and quality assurance.

C+P products have been known for their high quality standard for many years. This excellent reputation is based on our commitment to do everything in our power to combine professional workmanship and quality. To us, attention to detail is just as important as a well coordinated product range.

Continual tests and test series are required in order to maintain and improve our quality standard. In our own laboratory and the attached testing chamber, for example, we test not only product details, (common practice even in the automotive industry because of the costly procedure), but also the complete product. The latest scientific testing methods are applied in these processes.

An important criterion requiring constant monitoring is surface and corrosion protection, particularly in the case of our steel lockers.

At C+P, you can select the suitable corrosion protection class for your field of application: As one of the first suppliers worldwide, C+P presents its own company standard with corrosion protection classes. This is based on decades of experience and practical, scientific tests. Take advantage of the technological lead and the competence of a leading manufacturer of changing room and cloakroom solutions! The following tables provide you with an overview.



Physical testing laboratory at C+P



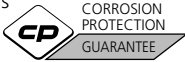
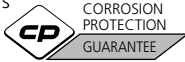


Testing FE phosphating of our pretreatment plant



Adhesion test: assessing the adhesion of coatings to any underground

Corrosion protection classes according to C+P company standard

| Corrosion protection classes | Class I Dry walls | Class II Damp areas | Class III Wet areas | Class IV Extreme areas |
|---------------------------------|--|--|--|---|
| | Furniture to be set up in dry rooms with average ventilation* | Furniture for rooms with increased humidity | Furniture for wet areas with very high humidity, e.g. swimming pools | Furniture for extreme climatic conditions, such as salt water spas, slaughterhouses, etc. |
| Design | Sheet steel | Sheet steel electrolytically galvanized and coated | Special aluminum sheet, depending on specific object and quantities | Stainless steel 1.4301 brushed |
| Coating | High quality enamel coating | High quality enamel coating | High quality enamel coating | - |
| Approved cleaning agents | see "Recommended cleaning agents" on right | see "Recommended cleaning agents" on right | see "Recommended cleaning agents" on right | see "Recommended cleaning agents" on right |
| Guarantee | 5 years  | 5 years  | 10 years  | 15 years  |
| Additional charges | no additional charge, C+P standard | see page 48 and 81 | depending on the project | stainless steel lockers on request |

* When using the lockers in public areas, in which the increased use of road salt is to be expected during the winter months, we recommend using the electrolytically zinc-plated sheet steel and shoe trays.

The classifications apply to all corrosion protection classes only when the surface is undamaged.

Note: You can find corrosion-protected locks for wet areas on page 50/51 (Order no. 0008-72, with brass key).



The following test methods are used regularly at the C+P testing laboratory

| | |
|-----------|--|
| DIN 50021 | Salt spray test with subsequent testing according to DIN 53167 |
| DIN 50017 | Condensation test with subsequent testing according to DIN 53209 |
| DIN 53151 | Cross-cut adhesion test |
| DIN 67530 | Evaluation of gloss |
| DIN 53153 | Buchholz indentation resistance test |
| DIN 5033 | Colorimetry |



Salt spraying chamber with two lockers which are being tested as a complete product according to DIN 50021 at C+P.

Recommended cleaning agents for coated surfaces

Listed below are several recommendations from our suppliers for coating material:

- If possible, please use clean water, possibly adding low amounts of neutral or very slightly alkaline cleaning agents. A mechanical cleaning effect can be achieved with the aid of soft, non-abrasive cloths or rags.
- Do not use any steam jet cleaners.
- Do not use any scratching or grinding agents (abrasive cleaning).
- Do not use any organic solvents containing esters, ketones, alcohols, aromatic compounds, glycol ethers, halogenated hydrocarbons or the like.
- Do not use any cleaning agents of unknown composition.

Important:

Rinse off all cleaning agents with clean cold water immediately.


Which locking system for which application?

All-purpose locking systems? Those are a thing of the past. C+P locking system solutions are as versatile as today's applications. For orientation purposes, this double page includes an overview over the most important options. We will gladly provide consultations regarding your specific needs.

Mechanical locking systems



Turning bolt latch for padlock



Safety turning bolt latch for padlock




Cylinder lock up to 1000 different key numbers




Cylinder lock up to 6,000 different key numbers

| | | | | | |
|-----------------------|---|-----|-----|-----|--|
| Safety | ★ | ★★★ | ★★ | ★★★ | |
| Comfort | ★ | ★★ | ★★★ | ★★★ | |
| S 2000 Classic | ✓ | ● | ● | ● | |
| S 3000 Evolò | - | ✓ | ● | ● | |
| S 4000 Intro | - | ● | ✓ | ● | |
| S 5000 Resisto | - | ● | ✓ | ● | |
| S 6000 Cambio | - | ● | ✓ | ● | |
| S 7000 Prefino | - | ● | ✓ | ● | |

Electronic locking systems



Offline PIN code lock



Offline PIN or RFID lock

| | | | | | |
|-----------------------|--|--|-------|-------|--|
| Safety | | | ★★★ | ★★★★ | |
| Comfort | | | ★★★★★ | ★★★★★ | |
| S 2000 Classic | | | ○ | ○ | |
| S 3000 Evolò | | | ● | ● | |
| S 4000 Intro | | | ● | ● | |
| S 5000 Resisto | | | ● | ● | |
| S 6000 Cambio | | | ● | ● | |
| S 7000 Prefino | | | ● | ● | |

Locking systems for steel lockers

✓ standard - not available ● optimally suited ◐ suited to some extent ○ less suited



Cylinder lock up to 10,000 key numbers as dimple locks



Cylinder lock with master key system (with/without security certificate)



Coin-operated lock as a deposit or token-operated lock



Ticket-operated lock

| | | | | |
|-----------------------|------|-----------|-----|-------|
| Safety | ★★★★ | ★★★★ / ★★ | ★★★ | ★★★ |
| Comfort | ★★★ | ★★★ | ★★★ | ★★★★★ |
| S 2000 Classic | ○ | ● | ● | ● |
| S 3000 Evolò | ◐ | ● | ● | ● |
| S 4000 Intro | ● | ● | ● | ● |
| S 5000 Resisto | ● | ● | ● | ● |
| S 6000 Cambio | ● | ● | ● | ● |
| S 7000 Prefino | ● | ● | ● | ● |



Online locking system with central info terminal, with PIN or transponder/data carrier



Online locking system with central control unit, with PIN or transponder/data carrier



| | | | | |
|-----------------------|------|------|------|------|
| Safety | ★★★★ | ★★★★ | ★★★★ | ★★★★ |
| Comfort | ★★★★ | ★★★★ | ★★★★ | ★★★★ |
| S 2000 Classic | ○ | ○ | ○ | ○ |
| S 3000 Evolò | ◐ | ◐ | ◐ | ◐ |
| S 4000 Intro | ● | ● | ● | ● |
| S 5000 Resisto | ● | ● | ● | ● |
| S 6000 Cambio | ● | ● | ● | ● |
| S 7000 Prefino | ● | ● | ● | ● |

The classic locker: S 2000 CLASSIC



The Classic ventilation concept:

works perfectly even in this locker variant due to the recessed base – and provides much better ventilation than required by the DIN 4547 standard !



The ventilation openings in the back of the locker base ensure optimum air circulation and drying in the compartment (see diagram). In lockers with bases, ventilation is ensured via openings above the recessed base.



For additional furnishing examples from a market leader, please see the Classic product series brochures or our website at www.cp.de/classic



The timeless basic range.



Turning bolt latch:
for padlocks with a bolt size of 4.5 to 6.5 mm



Cylinder lock:
with two keys, also available as a master key system.



SAFE-O-MAT lock:
as a deposit or token-operated lock with twin coin function.



Sturdy steel construction:
Doors hinged on the right, mounted on fulcrum pins with center reinforcement for high stability, vent slots, and stamped-in label holder.

Lockers



Lockers 30



Multipurpose lockers 38



Double-tier lockers 40



Assembled box lockers 42



Attachable storage shelf and sturdy wardrobe rail made of oval profile: with 3 twist-proof sliding hooks for each compartment.



Bottom of compartment can be swept out smoothly: (models 8030 and 8040 with cleaning openings).



Locker feet made of plastic: increased protection against corrosion of the locker!



Height adjustment of the locker feet: optional, see page 49.

S 2000 CLASSIC

The S 2000 Classic series offers:

- Sturdy steel construction with high-quality enamel coating
- 2 compartment widths, 5 different box heights
- Sub-frame alternatively with feet, base, or bench
- Ventilation via CVL (Classic Ventilation Concept)
- Doors hinged on the right, mounted on fulcrum pins with center reinforcement for high stability, vent slots, and stamped-in label holder
- Standard doorstop silencer
- Interior is easy to clean because compartment bottom can be swept out smoothly (Models 8030 and 8040 with cleaning openings)
- Attachable storage shelf and sturdy wardrobe rail made of oval profile with 3 twist-proof sliding hooks for each compartment
- Turning bolt latch for padlock as practical basic fitting
- **Locker feet (e.g. in model 8010) made of plastic = improved protection of the locker against corrosion!**
- Feet in light gray with body color RAL 7035, black finish with all other body colors
- Benches with adjustable floor gliders for easy level adjustment (10 mm)



Sub-frame with feet



Sub-frame with base



Sub-frame with bench



Steel fronts



CVL self-ventilation

Lockers with feet

on feet 150 mm high, depth 500 mm.
Clear opening dimensions per door:
1600 x 230/330 x 465 (H x W x D)



1. Dimensions and design



| Width | 320 | 420 | 610 | 810 | |
|--------------|----------------|----------------|----------------|----------------|--|
| Height | 1850 | 1850 | 1850 | 1850 | |
| Compartments | 1 x 300 | 1 x 400 | 2 x 300 | 2 x 400 | |
| CSC | 2 | 3 | 4 | 5 | |
| Order no. | 8010-10 | 8010-12 | 8010-20 | 8010-22 | |
| Price | | | | | |

Lockers with base

on base 100 mm high, depth 500 mm.
Clear opening dimensions per door:
1600 x 230/330 x 465 (H x W x D)



1. Dimensions and design



| Width | 320 | 420 | 610 | 810 | |
|--------------|----------------|----------------|----------------|----------------|--|
| Height | 1800 | 1800 | 1800 | 1800 | |
| Compartments | 1 x 300 | 1 x 400 | 2 x 300 | 2 x 400 | |
| CSC | 2 | 3 | 4 | 5 | |
| Order no. | 8020-10 | 8020-12 | 8020-20 | 8020-22 | |
| Price | | | | | |

2. Body and door color



Please select (see end of catalog for color overview) 487

Lockers

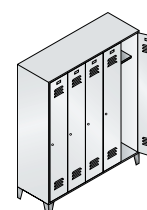


Order no.
8020-40 (with base)



C+P double coat hooks:
Oval special changing room rail with twist-proof double sliding hooks. Can support a large load and is very easy to use.

Order no. 8010-20 (with feet)



1.

| 900 | 1200 | 1190 | 1590 | 1480 |
|----------------|----------------|----------------|----------------|----------------|
| 1850 | 1850 | 1850 | 1850 | 1850 |
| 3 x 300 | 3 x 400 | 4 x 300 | 4 x 400 | 5 x 300 |
| 5 | 6 | 6 | 8 | 8 |
| 8010-30 | 8010-32 | 8010-40 | 8010-42 | 8010-50 |



1.

| 900 | 1200 | 1190 | 1590 | 1480 |
|----------------|----------------|----------------|----------------|----------------|
| 1800 | 1800 | 1800 | 1800 | 1800 |
| 3 x 300 | 3 x 400 | 4 x 300 | 4 x 400 | 5 x 300 |
| 5 | 6 | 6 | 8 | 8 |
| 8020-30 | 8020-32 | 8020-40 | 8020-42 | 8020-50 |



Accessories

Additional fittings, locks 48 - 51

Lockers with bench

Bench slats for models 8030, 8040 and 8050 made of hard beechwood as standard, approx. 60 x 35 mm in side-face, planed on all sides, rounded at the top, finished with clear varnish, with natural color differences.
Plastic Bench slats are available at no additional charge.
Standard color of the bench bases: Black gray RAL 7021.
Locker and bench are delivered separately for easy DIY assembly.

Bench height: 420 mm

Bench depth: 315 mm

Locker depth: 500/815 mm

Lockers with bench in front

on feet 150 mm high with doors reduced in size, depth 500 mm.
Clear opening dimensions per door:
1315 x 230/330 x 465 (H x W x D)



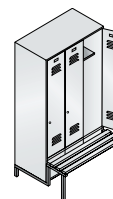
1. Dimensions and design



| Width | 320 | 420 | 610 | 810 | 900 | 1200 |
|--------------|----------------|----------------|----------------|----------------|----------------|----------------|
| Height | 1850 | 1850 | 1850 | 1850 | 1850 | 1850 |
| Compartments | 1 x 300 | 1 x 400 | 2 x 300 | 2 x 400 | 3 x 300 | 3 x 400 |
| CSC | 2 | 3 | 4 | 5 | 5 | 6 |
| Order no. | 8030-10 | 8030-12 | 8030-20 | 8030-22 | 8030-30 | 8030-32 |
| Price | | | | | | |

Lockers with lowered bench underframe

with doors reduced in size, depth 500 mm.
Clear opening dimensions per door:
1315 x 230/330 x 465 (H x W x D)



1. Dimensions and design



| Width | 320 | 420 | 610 | 810 | 900 | 1200 |
|--------------|----------------|----------------|----------------|----------------|----------------|----------------|
| Height | 1850 | 1850 | 1850 | 1850 | 1850 | 1850 |
| Compartments | 1 x 300 | 1 x 400 | 2 x 300 | 2 x 400 | 3 x 300 | 3 x 400 |
| CSC | 2 | 3 | 4 | 5 | 5 | 6 |
| Order no. | 8040-10 | 8040-12 | 8040-20 | 8040-22 | 8040-30 | 8040-32 |
| Price | | | | | | |

Lockers with bench underneath

depth 500 mm.
Clear opening dimensions per door:
1600 x 230/330 x 465 (H x W x D)



1. Dimensions and design



| Width | 320 | 420 | 610 | 810 | 900 | 1200 |
|--------------|----------------|----------------|----------------|----------------|----------------|----------------|
| Height | 2090 | 2090 | 2090 | 2090 | 2090 | 2090 |
| Compartments | 1 x 300 | 1 x 400 | 2 x 300 | 2 x 400 | 3 x 300 | 3 x 400 |
| CSC | 2 | 3 | 4 | 5 | 5 | 6 |
| Order no. | 8050-10 | 8050-12 | 8050-20 | 8050-22 | 8050-30 | 8050-32 |
| Price | | | | | | |

2. Body and door color

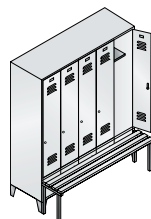


Please select (see end of catalog for color overview) 487

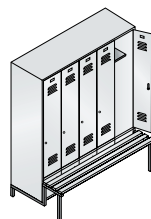
+ Shoe rack

for models 8030, 8050 49

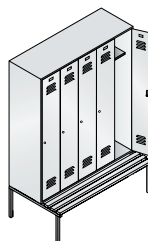
| + Bench slats made of plastic | Light gray | Blue gray | Black gray |
|--------------------------------------|-------------|-------------|-------------|
| + Order no. | + 8000-7035 | + 8000-7031 | + 8000-7021 |
| + Addtl. charge | | | |



| 1. | 1190 | 1590 | 1480 |
|-----------|----------------|----------------|----------------|
| | 1850 | 1850 | 1850 |
| | 4 x 300 | 4 x 400 | 5 x 300 |
| | 6 | 8 | 8 |
| | 8030-40 | 8030-42 | 8030-50 |



| 1. | 1190 | 1590 | 1480 |
|-----------|----------------|----------------|----------------|
| | 1850 | 1850 | 1850 |
| | 4 x 300 | 4 x 400 | 5 x 300 |
| | 6 | 8 | 8 |
| | 8040-40 | 8040-42 | 8040-50 |



| 1. | 1190 | 1590 | 1480 |
|-----------|----------------|----------------|----------------|
| | 2090 | 2090 | 2090 |
| | 4 x 300 | 4 x 400 | 5 x 300 |
| | 6 | 8 | 8 |
| | 8050-40 | 8050-42 | 8050-50 |

| + Accessories | |
|----------------------------------|-----------------------|
| Additional fittings, locks | 48 - 51 |



Order no. 8030-30



Order no. 8040-40



Order no. 8050-40
+ 8000-7035 (plastic bench slats light gray)
+ 4 x 8050-7010 (shoe rack, addtl. charge)

S 2000 CLASSIC

Lockers with pairs of doors closing in the middle

for joint lock of two compartments to be used by one person, for example for storing **street clothes and work clothing**. Bench slats for models 8032, 8042 and 8052 made of hard beechwood as standard, approx. 60 x 35 mm in side-face, planed on all sides, rounded at the top, finished with clear varnish, with natural color differences. Plastic bench slats are available at no additional charge. Standard color of the bench underframes: Black gray RAL 7021.

Locker and bench are delivered separately for easy DIY assembly.

For general description of the lockers see page 30.

Lockers with benches

Bench height: 420 mm

Bench depth: 315 mm

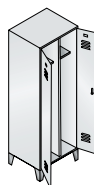
Locker depth: 500/815 mm



Order no. 8022-22
+ 8001-303 (doors smooth)

Lockers with feet

on feet 150 mm high, depth 500 mm.
Clear opening dimensions per door:
1600 x 230/330 x 465 mm (H x W x D)



1. Dimensions and design



| Width | 610 | 810 | 1190 | 1590 |
|--------------------|---------|---------|---------|---------|
| Height | 1850 | 1850 | 1850 | 1850 |
| Compartments | 2 x 300 | 2 x 400 | 4 x 300 | 4 x 400 |
| for no. of persons | 1 | 1 | 2 | 2 |
| CSC | 4 | 5 | 6 | 8 |
| Order no. | 8012-20 | 8012-22 | 8012-40 | 8012-42 |
| Price | | | | |

Lockers with base

on base 100 mm high, depth 500 mm.
Clear opening dimensions per door:
1600 x 230/330 x 465 mm (H x W x D)



1. Dimensions and design



| Width | 610 | 810 | 1190 | 1590 |
|--------------------|---------|---------|---------|---------|
| Height | 1800 | 1800 | 1800 | 1800 |
| Compartments | 2 x 300 | 2 x 400 | 4 x 300 | 4 x 400 |
| for no. of persons | 1 | 1 | 2 | 2 |
| CSC | 4 | 5 | 6 | 8 |
| Order no. | 8022-20 | 8022-22 | 8022-40 | 8022-42 |
| Price | | | | |

2. Body and door color



Please select (see end of catalog for color overview) 487



Order no. 8052-40 + 8000-7035
(plastic bench slats light gray)



Bench slats made of plastic

+ Order no.
+ Addtl. charge

Light gray

+ 8000-7035

Blue gray

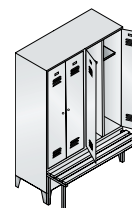
+ 8000-7031

Black gray

+ 8000-7021

Lockers with bench in front

on feet 150 mm high, with
doors reduced in size, depth 500 mm.
Clear opening dimensions per door:
1315 x 230/330 x 465 (H x W x D)



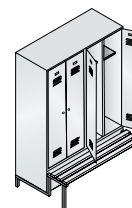
1. Dimensions and design



| Width | 610 | 810 | 1190 | 1590 |
|--------------------|---------|---------|---------|---------|
| Height | 1850 | 1850 | 1850 | 1850 |
| Compartments | 2 x 300 | 2 x 400 | 4 x 300 | 4 x 400 |
| for no. of persons | 1 | 1 | 2 | 2 |
| CSC | 4 | 5 | 6 | 8 |
| Order no. | 8032-20 | 8032-22 | 8032-40 | 8032-42 |
| Price | | | | |

Lockers with lowered bench underframe

with doors reduced in size, depth 500 mm.
Clear opening dimensions per door:
1315 x 230/330 x 465 (H x W x D)



1. Dimensions and design



| Width | 610 | 810 | 1190 | 1590 |
|--------------------|---------|---------|---------|---------|
| Height | 1850 | 1850 | 1850 | 1850 |
| Compartments | 2 x 300 | 2 x 400 | 4 x 300 | 4 x 400 |
| for no. of persons | 1 | 1 | 2 | 2 |
| CSC | 4 | 5 | 6 | 8 |
| Order no. | 8042-20 | 8042-22 | 8042-40 | 8042-42 |
| Price | | | | |

Lockers with bench underneath

depth 500 mm.
Clear opening dimensions per door:
1600 x 230/330 x 465 (H x W x D)



1. Dimensions and design



| Width | 610 | 810 | 1190 | 1590 |
|--------------------|---------|---------|---------|---------|
| Height | 2090 | 2090 | 2090 | 2090 |
| Compartments | 2 x 300 | 2 x 400 | 4 x 300 | 4 x 400 |
| for no. of persons | 1 | 1 | 2 | 2 |
| CSC | 4 | 5 | 6 | 8 |
| Order no. | 8052-20 | 8052-22 | 8052-40 | 8052-42 |
| Price | | | | |



Accessories

Additional fittings, locks 48 - 51



Shoe rack

for models 8032, 8052 49

Lockers
with one door over two compartments

to be used by one person, for example for storing **street clothes and work clothing**. Bench slats for models 8250 made of hard beechwood as standard, approx. 60 x 35 mm in side-face, planed on all sides, rounded at the top, finished with clear varnish, with natural color differences. Plastic bench slats are available at no additional charge. Standard color of the bench underframes: Black gray RAL 7021.

Locker and bench are delivered separately for easy DIY assembly.
For general description of the lockers see page 30.

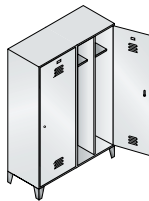
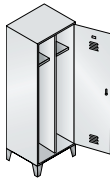
Lockers with benches
Bench height: 420 mm
Bench depth: 315 mm
Locker depth: 500/815 mm



Order no. 8210-40

Lockers with feet

on feet 150 mm high, depth 500 mm.
Clear opening dimensions per door:
1600 x 230 x 465 mm (H x W x D)



1. Dimensions and design



| Width | 610 | 1190 |
|--------------------|---------|---------|
| Height | 1850 | 1850 |
| Compartments | 2 x 300 | 4 x 300 |
| for no. of persons | 1 | 2 |
| CSC | 4 | 6 |
| Order no. | 8210-20 | 8210-40 |
| Price | | |

2. Body and door color

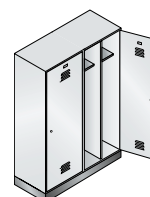
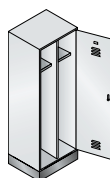


Please select (see end of catalog for color overview) 487



Lockers with base

on base 100 mm high, depth 500 mm.
Clear opening dimensions per door:
1600 x 230 x 465 mm (H x W x D)



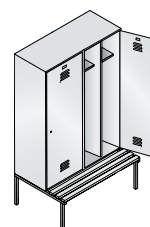
1. Dimensions and design



| Width | 610 | 1190 |
|--------------------|---------|---------|
| Height | 1800 | 1800 |
| Compartments | 2 x 300 | 4 x 300 |
| for no. of persons | 1 | 2 |
| CSC | 4 | 6 |
| Order no. | 8220-20 | 8220-40 |
| Price | | |

Lockers with bench underneath

depth 500 mm.
Clear opening dimensions per door:
1600 x 230 x 465 mm (H x W x D)



1. Dimensions and design



| Width | 610 | 1190 |
|--------------------|---------|---------|
| Height | 2090 | 2090 |
| Compartments | 2 x 300 | 4 x 300 |
| for no. of persons | 1 | 2 |
| CSC | 4 | 6 |
| Order no. | 8250-20 | 8250-40 |
| Price | | |

| Bench slats made of plastic | Light gray | Blue gray | Black gray |
|-----------------------------|-------------|-------------|-------------|
| + Order no. | + 8000-7035 | + 8000-7031 | + 8000-7021 |
| + Addtl. charge | | | |

| Accessories | |
|----------------------------------|---------|
| Additional fittings, locks | 48 - 51 |

| Shoe rack | |
|-----------------------|----|
| for models 8250 | 49 |



Order no. 8250-40



S 2000 CLASSIC

Laundry lockers and cleaning cabinets

Doors closing in the middle with a joint turning bolt latch for padlock, shelves not height adjustable.
For general description of the lockers see page 30.



+ Doors smooth

for all S 2000 Classic locker models without louvers, without label holder, very easy to clean



Design

smooth

+ Order no.

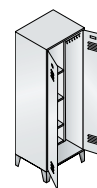
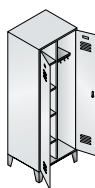
+ 8001-303

+ Addtl. charge

Order no. 8160-20, 8120-00, 8222-20B

Lockers with feet

on feet 150 mm high,
depth 500 mm



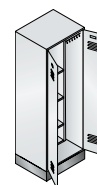
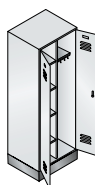
1. Dimensions and design

| Width | 610 | 810 | 610 | 810 |
|--------------|--|---------|---|---------|
| Height | 1850 | 1850 | 1850 | 1850 |
| Compartments | 2 x 300 | 2 x 400 | 2 x 300 | 2 x 400 |
| Description | Laundry lockers 4 shelves on the left, storage shelf on the right with sturdy wardrobe rail made of oval profile and 3 twist-proof sliding hooks | | Cleaning equipment cabinet 4 compartments to the left of the shortened partition, sturdy rod made of oval profile on the right with 6 twist-proof sliding hooks | |
| CSC | 4 | 5 | 4 | 5 |
| Order no. | 8060-20 | 8060-22 | 8110-00 | 8110-02 |
| Price | | | | |



Lockers with base

on base 100 mm high,
depth 1850 mm



1. Dimensions and design

| Width | 610 | 810 | 610 | 810 |
|--------------|-----------|---------|-----------|---------|
| Height | 1800 | 1800 | 1800 | 1800 |
| Compartments | 2 x 300 | 2 x 400 | 2 x 300 | 2 x 400 |
| Description | see above | | see above | |
| CSC | 4 | 5 | 4 | 5 |
| Order no. | 8160-20 | 8160-22 | 8120-00 | 8120-02 |
| Price | | | | |



2. Body and door color



Please select (see end of catalog for color overview) 487

Multi-purpose lockers

Laundry and storage lockers

Doors with turning bolt latch, shelves not height adjustable.
For general description of the lockers see page 30.



Order no. 8020-20B



Order no. 8022-20B

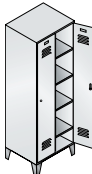




Lockers with feet

on feet 150 mm high,
depth 500 mm

1. Dimensions and design



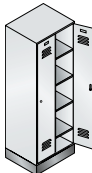

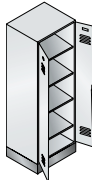
| |  | |  | |  |
|--------------|---|----------|---|----------|--|
| Width | 610 | 810 | 610 | 810 | 610 |
| Height | 1850 | 1850 | 1850 | 1850 | 1850 |
| Compartments | 2 x 300 | 2 x 400 | 2 x 300 | 2 x 400 | 1 x 600 |
| Description | with individually lockable doors (both hinged right) | | with doors closing in the middle (joint lock) | | with doors closing in the middle , without partition, 4 full-width shelves (2-bolt latch) |
| CSC | 4 | 5 | 4 | 5 | 4 |
| Order no. | 8010-20B | 8010-22B | 8012-20B | 8012-22B | 8212-20B |
| Price | | | | | |

Lockers with base

on base 100 mm high,
depth 1850 mm

1. Dimensions and design



| |  | |  | |  |
|--------------|---|----------|---|----------|---|
| Width | 610 | 810 | 610 | 810 | 610 |
| Height | 1800 | 1800 | 1800 | 1800 | 1800 |
| Compartments | 2 x 300 | 2 x 400 | 2 x 300 | 2 x 400 | 1 x 600 |
| Description | see above | | see above | | see above |
| CSC | 4 | 5 | 4 | 5 | 4 |
| Order no. | 8020-20B | 8020-22B | 8022-20B | 8022-22B | 8222-20B |
| Price | | | | | |

S 2000 CLASSIC

Double-tier lockers with turning bolt latch

Lockers, double-tier, 2 compartments on top of one another, 1 door per compartment, sturdy wardrobe rail made of oval profile and 3 twist-proof sliding hooks, doors at the top and bottom with easy-to-clean ventilation hole pattern, stamped-in label holder, and turning bolt latch for padlock.

For general description of the lockers see page 30.



Order no. 8310-20



Order no. 8320-30

Lockers with feet

on feet 150 mm high, depth 500 mm.
Clear opening dimensions per door:
786 x 230/330 x 465 mm (H x W x D)



1. Dimensions and design



| Width | 610 | 810 | 900 | 1200 | 1190 | 1590 |
|--------------|---------|---------|---------|---------|---------|---------|
| Height | 1850 | 1850 | 1850 | 1850 | 1850 | 1850 |
| Compartments | 2 x 300 | 2 x 400 | 3 x 300 | 3 x 400 | 4 x 300 | 4 x 400 |
| CSC | 4 | 5 | 5 | 6 | 6 | 8 |
| Order no. | 8310-20 | 8310-22 | 8310-30 | 8310-32 | 8310-40 | 8310-42 |
| Price | | | | | | |

Lockers with base

on base 100 mm high, depth 500 mm.
Clear opening dimensions per door:
786 x 230/330 x 465 mm (H x W x D)



1. Dimensions and design



| Width | 610 | 810 | 900 | 1200 | 1190 | 1590 |
|--------------|---------|---------|---------|---------|---------|---------|
| Height | 1800 | 1800 | 1800 | 1800 | 1800 | 1800 |
| Compartments | 2 x 300 | 2 x 400 | 3 x 300 | 3 x 400 | 4 x 300 | 4 x 400 |
| CSC | 4 | 5 | 5 | 6 | 6 | 8 |
| Order no. | 8320-20 | 8320-22 | 8320-30 | 8320-32 | 8320-40 | 8320-42 |
| Price | | | | | | |

2. Body and door color



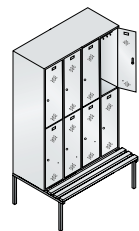
Please select (see end of catalog for color overview) 487

Double tier lockers



Lockers with bench underneath

bench height 420 mm, bench depth 315 mm,
locker depth 500/815 mm.
Clear opening dimensions per door:
786 x 230/330 x 465 mm (H x W x D)



| 1. Dimensions and design | Width | 610 | 810 | 900 | 1200 | 1190 | 1590 |
|--------------------------|--------------|---------|---------|---------|---------|---------|---------|
| | Height | 2090 | 2090 | 2090 | 2090 | 2090 | 2090 |
| | Compartments | 2 x 300 | 2 x 400 | 3 x 300 | 3 x 400 | 4 x 300 | 4 x 400 |
| | CSC | 4 | 5 | 5 | 6 | 6 | 8 |
| | Order no. | 8350-20 | 8350-22 | 8350-30 | 8350-32 | 8350-40 | 8350-42 |
| | Price | | | | | | |



| + Bench slats made of plastic | Light gray | Blue gray | Black gray |
|-------------------------------|-------------------------|-------------|-------------|
| | + Order no. + 8000-7035 | + 8000-7031 | + 8000-7021 |
| | + Addtl. charge | | |
| | | | |

| + Accessories | Additional fittings, locks | 48 | 51 |
|---------------|----------------------------|----|----|
| | | | |

| + Shoe rack | for models 8350 | 49 |
|-------------|-----------------|----|
| | | |



Order no. 8350-30
+ 0008-70
(cylinder lock)

CSC = color surcharge code number

Box lockers with steel doors

Doors single-walled smooth, without ventilation hole pattern and without label holders (if required please order additional plastic label holders, order no. 8500-15, page 49).

Compartment width of 400 mm also suitable for motorcycle helmets.

Every door with cylinder lock and 2 keys. The bottoms of the compartments are generally finished in the color of the body.

For general description of the lockers see page 30.

Attention: 3-bolt latch

(from page 50) not possible in all models.

For publicly accessible lockers, we recommend door opening limiters, see page 47.

Lockers with 3 tiers

on feet 150 mm high, depth 500 mm.
Clear opening dimensions per compartment:
510 x 230/330 x 465 mm (H x W x D)



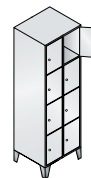
1. Dimensions and design



| Width | 320 | 420 | 610 | 810 | |
|--------------|-----------------|-----------------|-----------------|-----------------|--|
| Height | 1850 | 1850 | 1850 | 1850 | |
| Compartments | 1 x 300 | 1 x 400 | 2 x 300 | 2 x 400 | |
| CSC | 3 | 4 | 5 | 6 | |
| Order no. | 8010-103 | 8010-123 | 8010-203 | 8010-223 | |
| Price | | | | | |

Lockers with 4 tiers

on feet 150 mm high, depth 500 mm.
Clear opening dimensions per compartment:
375 x 230/330 x 465 mm (H x W x D)



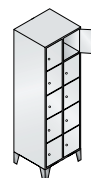
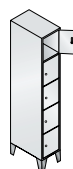
1. Dimensions and design



| Width | 320 | 420 | 610 | 810 | |
|--------------|-----------------|-----------------|-----------------|-----------------|--|
| Height | 1850 | 1850 | 1850 | 1850 | |
| Compartments | 1 x 300 | 1 x 400 | 2 x 300 | 2 x 400 | |
| CSC | 3 | 4 | 5 | 6 | |
| Order no. | 8010-104 | 8010-124 | 8010-204 | 8010-224 | |
| Price | | | | | |

Lockers with 5 tiers

on feet 150 mm high, depth 500 mm.
Clear opening dimensions per compartment:
295 x 230/330 x 465 mm (H x W x D)



1. Dimensions and design



| Width | 320 | 420 | 610 | 810 | |
|--------------|-----------------|-----------------|-----------------|-----------------|--|
| Height | 1850 | 1850 | 1850 | 1850 | |
| Compartments | 1 x 300 | 1 x 400 | 2 x 300 | 2 x 400 | |
| CSC | 4 | 5 | 6 | 7 | |
| Order no. | 8010-105 | 8010-125 | 8010-205 | 8010-225 | |
| Price | | | | | |

2. Body and door color



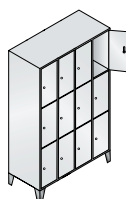
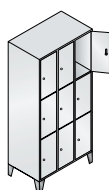
Please select (see end of catalog for color overview) 487

Box lockers

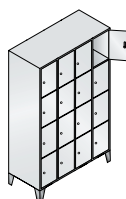
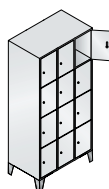
+ **Base**
instead of feet, design in body color,
100 mm base height, locker height 1800 mm



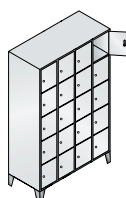
| Width | 320 | 420 | 610 | 810 | 900 | 1200 | 1190 |
|-----------------|----------|----------|----------|----------|----------|----------|----------|
| + Order no. | 8020-... | 8020-... | 8020-... | 8020-... | 8020-... | 8020-... | 8020-... |
| + Addtl. charge | | | | | | | |



| 1. | 900 | 1200 | 1190 |
|----|-----------------|-----------------|-----------------|
| | 1850 | 1850 | 1850 |
| | 3 x 300 | 3 x 400 | 4 x 300 |
| | 6 | 7 | 7 |
| | 8010-303 | 8010-323 | 8010-403 |



| 1. | 900 | 1200 | 1190 |
|----|-----------------|-----------------|-----------------|
| | 1850 | 1850 | 1850 |
| | 3 x 300 | 3 x 400 | 4 x 300 |
| | 6 | 7 | 7 |
| | 8010-304 | 8010-324 | 8010-404 |



| 1. | 900 | 1200 | 1190 |
|----|-----------------|-----------------|-----------------|
| | 1850 | 1850 | 1850 |
| | 3 x 300 | 3 x 400 | 4 x 300 |
| | 7 | 8 | 8 |
| | 8010-305 | 8010-325 | 8010-405 |



Order no. 8010-103



Order no. 8010-404



Order no. 8020-305

Box lockers with steel doors and viewing windows made of acrylic glass

Doors single-walled smooth, without ventilation hole pattern and without label holders (if required please order additional plastic label holders, order no. 8500-15, page 49). Acrylic glass 3 mm thick, permanently glued inside.

Compartment width of 400 mm also suitable for motorcycle helmets.

Every door with cylinder lock and 2 keys. The bottoms of the compartments are generally finished in the color of the body.

For general description of the lockers see page 30.

Attention: 3-bolt latch

(from page 50) not possible in all models.

For publicly accessible lockers, we recommend door opening limiters, see page 47.

Lockers with 3 tiers

on **feet** 150 mm high, depth 500 mm.
Clear opening dimensions per compartment:
510 x 230/330 x 465 mm (H x W x D)



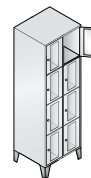
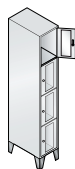
1. Dimensions and design



| Width | 320 | 420 | 610 | 810 | |
|--------------|-----------------|-----------------|-----------------|-----------------|--|
| Height | 1850 | 1850 | 1850 | 1850 | |
| Compartments | 1 x 300 | 1 x 400 | 2 x 300 | 2 x 400 | |
| CSC | 3 | 4 | 5 | 6 | |
| Order no. | 8010A103 | 8010A123 | 8010A203 | 8010A223 | |
| Price | | | | | |

Lockers with 4 tiers

on **feet** 150 mm high, depth 500 mm.
Clear opening dimensions per compartment:
375 x 230/330 x 465 mm (H x W x D)



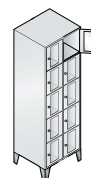
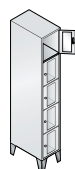
1. Dimensions and design



| Width | 320 | 420 | 610 | 810 | |
|--------------|-----------------|-----------------|-----------------|-----------------|--|
| Height | 1850 | 1850 | 1850 | 1850 | |
| Compartments | 1 x 300 | 1 x 400 | 2 x 300 | 2 x 400 | |
| CSC | 3 | 4 | 5 | 6 | |
| Order no. | 8010A104 | 8010A124 | 8010A204 | 8010A224 | |
| Price | | | | | |

Lockers with 5 tiers

on **feet** 150 mm high, depth 500 mm.
Clear opening dimensions per compartment:
295 x 230/330 x 465 mm (H x W x D)



1. Dimensions and design



| Width | 320 | 420 | 610 | 810 | |
|--------------|-----------------|-----------------|-----------------|-----------------|--|
| Height | 1850 | 1850 | 1850 | 1850 | |
| Compartments | 1 x 300 | 1 x 400 | 2 x 300 | 2 x 400 | |
| CSC | 4 | 5 | 6 | 7 | |
| Order no. | 8010A105 | 8010A125 | 8010A205 | 8010A225 | |
| Price | | | | | |

2. Body and door color



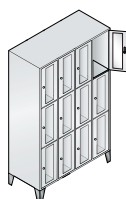
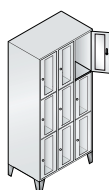
Please select (see end of catalog for color overview) 487

Box lockers with viewing windows

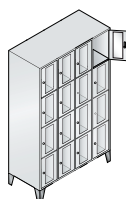
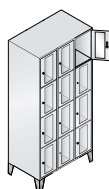
+ **Base**
instead of feet, design in body color,
100 mm base height, locker height 1800 mm



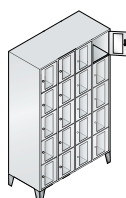
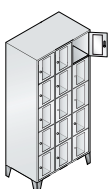
| Width | 320 | 420 | 610 | 810 | 900 | 1200 | 1190 |
|-----------------|----------|----------|----------|----------|----------|----------|----------|
| + Order no. | 8020A... | 8020A... | 8020A... | 8020A... | 8020A... | 8020A... | 8020A... |
| + Addtl. charge | | | | | | | |



| 1. | 900 | 1200 | 1190 |
|----|-----------------|-----------------|-----------------|
| | 1850 | 1850 | 1850 |
| | 3 x 300 | 3 x 400 | 4 x 300 |
| | 6 | 7 | 7 |
| | 8010A303 | 8010A323 | 8010A403 |



| 1. | 900 | 1200 | 1190 |
|----|-----------------|-----------------|-----------------|
| | 1850 | 1850 | 1850 |
| | 3 x 300 | 3 x 400 | 4 x 300 |
| | 6 | 7 | 7 |
| | 8010A304 | 8010A324 | 8010A404 |



| 1. | 900 | 1200 | 1190 |
|----|-----------------|-----------------|-----------------|
| | 1850 | 1850 | 1850 |
| | 3 x 300 | 3 x 400 | 4 x 300 |
| | 7 | 8 | 8 |
| | 8010A305 | 8010A325 | 8010A405 |



Order no. 8010A103



Order no. 8020A404



Order no. 8010A305

Top lockers

The practical and space-saving solution for increased space requirements. Doors single-walled smooth, without ventilation hole pattern and without label holder (if required please order additional plastic label holders, order no. 8500-15, page 49).

Compartment width of 400 mm also suitable for motorcycle helmets.

Doors with turning bolt latches.



Order no. 8090-40
(top locker)

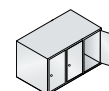


Order no. 8092-20
(top locker)

Top lockers

depth 500 mm.

Clear opening dimensions per door:
430 x 230/330 x 465 (H x W x D)

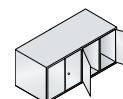
**1. Dimensions and design**

| Width | 320 | 420 | 610 | 810 | 900 | 1200 |
|--------------|---------|---------|---------|---------|---------|---------|
| Height | 500 | 500 | 500 | 500 | 500 | 500 |
| Compartments | 1 x 300 | 1 x 400 | 2 x 300 | 2 x 400 | 3 x 300 | 3 x 400 |
| CSC | 1 | 1 | 2 | 2 | 3 | 3 |
| Order no. | 8090-10 | 8090-12 | 8090-20 | 8090-22 | 8090-30 | 8090-32 |
| Price | | | | | | |

Top lockers with doors closing in the middle

for joint lock of 2 compartments, depth 500 mm.

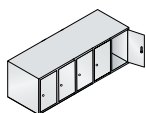
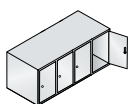
Clear opening dimensions per door:
430 x 230/330 x 465 mm (H x W x D)

**1. Dimensions and design**

| Width | 610 | 810 | 1190 | 1590 |
|--------------|---------|---------|---------|---------|
| Height | 500 | 500 | 500 | 500 |
| Compartments | 2 x 300 | 2 x 400 | 4 x 300 | 4 x 400 |
| CSC | 2 | 2 | 4 | 4 |
| Order no. | 8092-20 | 8092-22 | 8092-40 | 8092-42 |
| Price | | | | |

2. Body and door color

Please select (see end of catalog for color overview) 487



1.

| 1190 | 1590 | 1480 |
|----------------|----------------|----------------|
| 500 | 500 | 500 |
| 4 x 300 | 4 x 400 | 5 x 300 |
| 4 | 4 | 4 |
| 8090-40 | 8090-42 | 8090-50 |



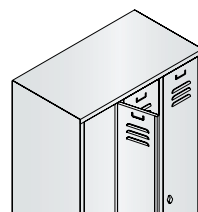
Door opening limiter 90°

Price per door



| | |
|-----------------|------------------|
| Design | 90° |
| + Order no. | + 8505-02 |
| + Addtl. charge | |

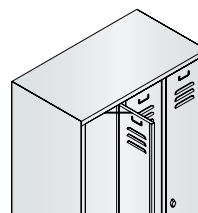
Without door opening limiter



110°

- + For specifically assigned compartments
- + More freedom of movement for users
- Forceful over-extension of the door by opening it too far is possible
- Damage to usable space of adjacent locker is possible

With door opening limiter 90°



90°

- + Recommended if lockers are frequently used by different persons
- + Prevents forceful over-extension of the door by opening it too far
- + No overlap with usable space of adjacent locker
- Less freedom of movement for users

S 2000 CLASSIC

The S 2000 Classic accessory range offers:

The difference lies in the details! C+P offers a multitude of practical additional fittings and upgrading components. For you this means:

- All requirements can be met for a customized result
- Lockers "made-to-measure" for the specific location
- All parts can be ordered separately (no additional charge packages, you only pay for what you need!)
- Many parts can also be retrofitted
- Excellent price-performance ratio thanks to C+P modular system

Order no. 8050-40 with additional fittings:

1 x 8000-7035 (plastic bench slats),
4 x 0008-70 (cylinder locks),
4 x 8001-323 (perforated panel doors),
1 x 8504-40 (slope top),
4 x 8502-06 (number plates) and
4 x 8000-21 (electrolytically zinc-plated design)



Bench slats made of plastic

| Color | Light gray | Blue gray | Black gray |
|-----------------|------------------|------------------|------------------|
| Order no. | 8000-7035 | 8000-7031 | 8000-7021 |
| + Addtl. charge | | | |

Additional fittings in the locker

Shoe tray
made of plastic, removable,
with bottom spacers



Wet room design*

see also page 24

electrolytically galvanized, enamel coated,
compartment widths 300 and 400 mm,
additional charge per compartment width

| for lockers with | feet or base | bench |
|------------------|-----------------|-----------------|
| Order no. | 8000-20. | 8000-21. |
| + Addtl. charge | | |

Order no.
Price


4500-707

Slanted roof designs

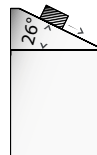

Depth 500 mm

Locker with integrated slope*
Locker approx. 200 mm higher in the back,
additional charge per compartment


Slope top
approx. 230 mm higher in the back
for retroactive fitting



Locker with integrated slope*
Nothing can be forgotten on top of the locker



Slope top
Can be retrofitted later,
prevents objects from being left on top



| Compartment width | 300/400 | 300/400 | 300/400 | 300/400 | 300/400 | 300 |
|----------------------------|----------------|-------------------|-------------------|-------------------|-------------------|----------------|
| for number of compartments | - | 1 | 2 | 3 | 4 | 5 |
| CSC | - | 1 | 1 | 1 | 2 | 2 |
| Order no. | 8000-38 | 8504-10/12 | 8504-20/22 | 8504-30/32 | 8504-40/42 | 8504-50 |
| + Addtl. charge | | | | | | |

Partitions


below the storage shelf,
additional charge per **compartment**

made of steel
in swivel design,
cannot be retrofitted

made of steel
in fixed design,
cannot be retrofitted

made of translucent plastic,
movable and swivel design,
low-maintenance

made of blue linen material
movable and swivel design,
with several pockets



| Partition H x W | 1000 x 460 | 1280 x 420 | 1210 x 300 | 1170 x 450 |
|-----------------|----------------|----------------|-----------------|-----------------|
| Order no. | 0080-00 | 0090-00 | 4500-705 | 4500-706 |
| + Addtl. charge | | | | |

Accessories for lockers

Ventilation hole pattern*

stamped in the rear wall, additional charge per compartment



Order no.
+ Addtl. charge

Ventilation hole pattern in the compartment rear panel at the top and bottom



8500-171

4 ventilation hole patterns in the compartment rear panel



8500-174

Shoe rack

Additional charge per compartment

Compartment width
Order no.
+ Addtl. charge

for models with bench **built underneath**



| | |
|------------------|------------------|
| 300 | 400 |
| 8050-7010 | 8052-7010 |

for models with bench **in front***



| | |
|-----------------|-----------------|
| 8030-701 | 8032-701 |
|-----------------|-----------------|

Lockers without feet Price reduction

per locker

Order no.
+ Addtl. charge

approx.
1700 mm high

8055-00

Doors without label holder

Additional charge per door

Order no.
+ Addtl. charge

for all lockers from the S 2000 Classic series

8001-306

* cannot be retrofitted

Order no.
+ Addtl. charge

Additional fittings

Additional shelf
not height adjustable
(installation height approx.
250 mm) cannot be retrofitted



Compartment width
Order no.
Price


| | |
|----------------|----------------|
| 300 | 400 |
| 8000-80 | 8002-80 |

Security compartment inside*
(instead of the storage compartment) with cylinder lock, not possible for order no. 8000-38



300/400
8053-00

Mirror
to be mounted by the customer, approx. 110 x 90 mm, price per door



-
0019-00

Standard coat hanger
Hardwood varnished in black (with special mounting)



-
8000-061

Additional fittings

Wall mount
with additional support bracket, price per compartment



Order no.
Price

8000-34

Label holder
made of plastic, self-adhesive



8500-15

Paper labels
for stamped label frames
(1 packing unit = 100 pieces)



8501-07

Height adjustment screws for locker feet (1 set = 4 pcs.) for easy retrofitting of a 10 mm level adjustment in all S 2000 Classic lockers with feet



8000-26

Door designs

Prices per door

Doors smooth
without louvers, without label holders (ensure alternative ventilation e.g. using the ventilation hole pattern!)



Order no.
Price


8001-303

Stamped-in ventilation hole pattern*
Ventilation hole pattern in the door at the top and bottom, incl. label holder



8500-173

Door with perforated panel for models 8010-8090, compartment width 300/400 mm (square perforations approx. 23 mm with bars approx. 5 mm), 3-bolt latch recommended



8001-323




Door opening limiter 90°
for user instructions see page 47







8505-02

Accessories for lockers

Turning bolt latch and cylinder locks not for assembled box lockers

| Prices per lock | Basic design | | Optional | | | | | |
|--------------------|---|---|----------------------------------|---|--|----------------------------------|---|--|
| | Turning bolt latch | Cylinder lock in black with 2 keys | | Lock in moisture-proof design cylinder lock in black | | | | |
| |  |  | |  | | | | |
| | for padlock | up to 1000 different key numbers | up to 6000 different key numbers | via master key system with security certificate* | via master key system without security certificate* | up to 1000 different key numbers | via master key system with security certificate* | via master key system without security certificate* |
| Order no. | 0002-00 | 0008-70 | 0008-700 | 0010-10 | 0010-010 | 0008-72 | 0010-12 | 0010-012 |
| Unit price | | | | | | | | |
| + Addtl. charge | Standard | | | | | | | |

Keys, locks, and wristband for cylinder locks

| | Spare keys for cylinder lock | | Master key for master key system | | 3-bolt latch** | Perlon wristband for cylinder locks |
|-----------|--|-----------------------------|--|-------------------------------|--|--|
| |  | |  | |  |  |
| | Spare key for lock 0008-70 | Spare key for lock 0008-700 | with security certificate* | without security certificate* | with locking rods | Please indicate numbering from-to and list desired color no. ¹⁾ |
| Order no. | 0006-21 | 0006-00 | 0011-00 | 0012-00 | 8000-23 | 8501-05.. |
| Price | | | | | | |

¹⁾ 51 black 56 gray
52 white 61 green
53 red 67 yellow
55 blue

Locking no. according to customer requirements

Additional charge per lock

for cylinder lock (longer delivery time)

Order no.99
+ Addtl. charge

Additional accessories for all lockers

Number plate for door lock

suitable as door protection and for holding the 4400-744 model number plate. Only possible with cylinder locks – models 0008-70, 0008-700, 0010-10, 0010-010

for easy DIY attachment above the key plate (please specify desired 3-digit numbering!), to be used only in conjunction with key plate, not suitable for coin-operated deposit locks



Design
Order no.
Price



plastic
4400-742



plastic
4400-744








SAFE-O-MAT locks 107 + 165







Coin-operated deposit lock 107

Accessories for assembled box lockers

Turning bolt latch and cylinder locks only for assembled box lockers

| Prices per lock | Basic design | | Optional | | | | |
|--------------------|---|---|---|---|---|---|--|
| | Cylinder lock | Cylinder lock in black with 2 keys | Lock in moisture-proof design cylinder lock in black | | Turning bolt latch | | |
| |  |  |  |  |  | | |
| | up to 1000 different key numbers | up to 6000 different key numbers | via master key system with security certificate* | via master key system without security certificate* | up to 1000 different key numbers | via master key system with security certificate* | via master key system without security certificate* |
| Order no. | 0008-70 | 0008-700 | 0010-10 | 0010-010 | 0008-72 | 0010-12 | 0010-012 |
| Unit price | | | | | | | |
| + Addtl. charge | Standard | | | | | | |

Keys and wristband for cylinder locks

| | Spare key for cylinder lock | | Spare key for master key system | | Master key for master key system | | Perlon wristband for cylinder locks |
|-----------|--|--|--|--|----------------------------------|-------------------------------|--|
| |  |  |  |  | | | |
| | Spare key for lock 0008-70 | Spare key for lock 0008-700 | with security certificate* | without security certificate* | with security certificate* | without security certificate* | Please indicate numbering from-to and list desired color no. ¹⁾ |
| Order no. | 0006-21 | 0006-00 | 0010-11 | 0006-00 | 0011-00 | 0012-00 | 8501-05.. |
| Price | | | | | | | |





¹⁾ 51 black
52 white
53 red
55 blue

56 gray
61 green
67 yellow

Additional accessories for all lockers






Number plates

Please specify numbering

| | Number plate in lock area, self-adhesive, 79 x 45 x 1,0 mm, only suitable for cylinder lock , separate, for easy DIY assembly | | Stainless steel number plate self-adhesive, 30 x 50 x 1.0 mm | | Plastic key ring with S-hook, Ø 30 mm | | |
|-----------|---|---|---|---|--|------------------|--|
| |  |  |  |  | | | |
| Design | plastic | stainless steel | stainless steel | black | white | aluminum coating | |
| Order no. | 8502-0611 | 8501-0611 | 8501-06 | 8502-0851 | 8502-0852 | 8502-0862 | |
| Price | | | | | | | |

Padlocks

for turning bolt latches, bolt size approx. 6 mm

| | Brass design, 2 keys, up to 300 different key numbers | Brand lock in brass design with precision cylinder, 2 keys, up to 168,000 different key numbers | High-gloss chrome-plated with number combination, without keys | | |
|-----------|---|---|---|---|---|
| |  |  |  |  |  |
| Order no. | 0002-10 | 0002-11 | 0002-12 | Order no. 0002-11 | Order no. 0002-12 |
| Price | | | | | |

The evolution of a classic: S 3000 EVOLO

The difference lies in the details! Evolo offers much more than you expect. Smart and sophisticated features – that's typical of C+P:

- **Good ventilation and drying**
thanks to Evolo self-ventilation concept
- **Increased burglar-proof design**
thanks to extremely warp resistant doors
with closed profiles on the sides
- **Special profile in the body**
for greater stability and safety
as well as easy cleaning and use
- **Slim appearance**
thanks to narrow side edges
– homogeneous also when set up in a row
- **Wide range of door designs**
made of steel or made of MDF and
phenolic HPL with attractive wood decors
- **Practical interior fitting**
in the locker and also inside the locker door



Lockers



No more boring changing rooms! Those days are finally over – for Evolo from C+P sets new standards. A consistent design as well as optional MDF or HPL decor fronts also make applications interesting whose requirements cannot be met by conventional lockers. Attractive appearance with an excellent price-performance ratio: that is what Evolo from C+P, the market leader in steel furniture, stands for.

Evolo offers many visual added values thanks to the tasteful exchangeable decor door fronts. The doors can even be replaced later. In addition to appearance, the range features intelligent technology such as the unique drying and ventilation concept.

For additional furnishing examples from a market leader, please see the Evolo product series brochures or our website at www.cp.de/evolo



The multi-talented one: S 3000 EVOLO

For additional furnishing examples from a market leader, please see the Evolo product series brochures or our website at www.cp.de/evolo




The Evolo ventilation concept:

It ensures effective ventilation and drying of clothing with steel doors. Thanks to its air flow behavior, it works without additional ventilation equipment. Ventilation of the entire interior is guaranteed, even in steel lockers with a base (see diagram)!

The ventilation openings in the back of the locker base ensure optimum air circulation and drying in the compartment (see diagram). In lockers with bases, ventilation is ensured via openings above the recessed base.



Increased anti-burglary protection thanks to extremely warp resistant doors! This is ensured by closed profiles on the sides. The doorstop silencers are a standard feature.



New door opening limiter 90°: Made from special heavy-duty, plastic-coated stainless steel cable.



Custom-made for specific applications.



Ergonomically designed safety turning bolt latch:

For lock bolt size 6-8 mm, with standard door protection against door damage caused by the padlock.



Feet made of plastic for optimum corrosion protection: They consistently underpin the linear design and have a protective sleeve that covers the adjusting screw when the optional height adjustment is used. An ingenious feature!

Lockers



Lockers 56



Multi-purpose lockers 66



Double-tier lockers 68



Assembled box lockers 72



Open wardrobes 78



Optional integration of numbering: With self-adhesive film in the embossed label holder (optional).



Exchangeable fronts: (can also be retrofitted!) Choice of steel or decor doors (MDF or phenolic HPL). Door opening limiters are a standard feature with decor doors.



C+P double coat hooks: Oval special changing room rail with twist-proof double sliding hooks. Can support a large load and is very easy to use.



Easy-to-clean ventilation hole pattern: Thanks to the smooth outer front (no protruding louvers).


S 3000 EVOLO

The S 3000 Evolo series offers:

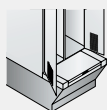
- Increased anti-burglary protection thanks to extremely warp-resistant doors and a special profile on the body interior – for high stability and an easy, convenient way to remove clothing
- Sturdy steel construction with high-quality enamel coating
- 2 compartment widths, 5 different box heights
- Sub-frame alternatively with feet, base, storage box, or bench
- Ventilation ensured by EVL (Evolvo Ventilation Concept)
- Doors hinged right, borne on hinge pins, with easy-to-clean hole pattern and embossed label holder for optional integration of numbering
- Convenient doorstop silencers for pleasant closing behavior



Sub-frame with feet



Sub-frame with base



Sub-frame with box



Sub-frame with bench



Steel fronts



Wood decor fronts (MDF)



EVL self-ventilation

Lockers with feet

on feet 150 mm high, depth 500 mm.
Clear opening dimensions per door:
1600 x 245/345 x 465 mm (H x W x D)



1. Dimensions and door material

Steel doors



| Width | 300 | 400 | 600 | 800 | |
|--------------|----------|----------|----------|----------|--|
| Height | 1850 | 1850 | 1850 | 1850 | |
| Compartments | 1 x 300 | 1 x 400 | 2 x 300 | 2 x 400 | |
| CSC | 2 | 3 | 4 | 5 | |
| Order no. | 49010-10 | 49010-12 | 49010-20 | 49010-22 | |
| Price | | | | | |

Lockers with base

on base 100 mm high, depth 500 mm.
Clear opening dimensions per door:
1600 x 245/345 x 465 mm (H x W x D)



1. Dimensions and door material

Steel doors



| Width | 300 | 400 | 600 | 800 | |
|--------------|----------|----------|----------|----------|--|
| Height | 1800 | 1800 | 1800 | 1800 | |
| Compartments | 1 x 300 | 1 x 400 | 2 x 300 | 2 x 400 | |
| CSC | 2 | 3 | 4 | 5 | |
| Order no. | 49020-10 | 49020-12 | 49020-20 | 49020-22 | |
| Price | | | | | |



MDF decor doors



| | | | | | |
|-----------------|-------------|-------------|-------------|-------------|--|
| Thickness 18 mm | | | | | |
| + Order no. | + 49110-750 | + 49112-750 | + 49120-750 | + 49122-750 | |
| + Addtl. charge | | | | | |



HPL decor doors



| | | | | | |
|-----------------|-------------|-------------|-------------|-------------|--|
| Thickness 13 mm | | | | | |
| + Order no. | + 49110-730 | + 49112-730 | + 49120-730 | + 49122-730 | |
| + Addtl. charge | | | | | |

2. Body color (see end of catalog for color overview)

Please choose 487

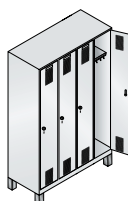
3. Door color (door decor for MDF or phenolic HPL design if applicable)

Please choose 487

Lockers



- Decor doors (MDF and phenolic HPL) as standard with door opening limiter 90° made from special heavy-duty, plastic-coated stainless steel cable
- **Elegant, slim sides create a uniform appearance when set up in a row (no wide strips at the locker joints)**
- Exchangeable front concept with steel, phenolic HPL, or MDF decor doors, can also be retrofitted
- Interior is easy to clean because compartment shelves can be swept out smoothly (models 49030/49040 with cleaning openings)
- Storage shelf with roll-away protection at the back and sturdy wardrobe rail made of oval profile, 3 twist-proof sliding hooks with system holder, e.g. for coat hangers or movable partitions
- Ergonomic safety turning bolt latch for padlock with door protection as practical basic fitting
- **Locker feet (e.g. in models 49010) made of plastic = improved corrosion protection!**
- Feet in light gray with body color RAL 7035, in black with all other body colors
- **Slot-in shoe shelf, can be easily retrofitted by users**
- **Optimum air circulation due to defined ventilation spaces in front of and behind the storage shelf**



1.

| 900 | 1200 | 1200 |
|-----------------|-----------------|-----------------|
| 1850 | 1850 | 1850 |
| 3 x 300 | 3 x 400 | 4 x 300 |
| 5 | 6 | 6 |
| 49010-30 | 49010-32 | 49010-40 |



1.

| 900 | 1200 | 1200 |
|-----------------|-----------------|-----------------|
| 1800 | 1800 | 1800 |
| 3 x 300 | 3 x 400 | 4 x 300 |
| 5 | 6 | 6 |
| 49020-30 | 49020-32 | 49020-40 |

+

+ 49130-750 + 49132-750 + 49140-750

+

+ 49130-730 + 49132-730 + 49140-730

+

Accessories

Additional fittings, locks **81** - **85**



Order no. 49010-22
(with feet)



Lockers for schools and child care facilities

see from page **148**

Optional:
Decor fronts (MDF)
You can choose from
the following decors:



Danube maple



Sen ash



Oak Sereno

Lockers with bench

Bench slats for models 49030, 49040 and 49050 made of hard beechwood as standard, approx. 60 x 35 mm in side-face, planed on all sides, rounded at the top, finished with clear varnish, with natural color differences. Plastic bench slats are available at no additional charge. Standard color of the bench underframes: black gray RAL 7021. Benches with adjustable floor gliders for easy level adjustment (10 mm). Locker and bench are delivered separately for easy DIY assembly.

For general description of the lockers see page 56/57.

Bench height: 420 mm
Bench depth: 315 mm
Locker depth: 500/815 mm

Lockers with bench in front

on feet 150 mm high, with doors reduced in size, depth 500 mm. Clear opening dimensions per door:

1315 x 245/345 x 465 mm (H x W x D)

1. Dimensions and door material

Steel doors

| Width | 300 | 400 | 600 | 800 |
|--------------|----------|----------|----------|----------|
| Height | 1850 | 1850 | 1850 | 1850 |
| Compartments | 1 x 300 | 1 x 400 | 2 x 300 | 2 x 400 |
| CSC | 2 | 3 | 4 | 5 |
| Order no. | 49030-10 | 49030-12 | 49030-20 | 49030-22 |
| Price | | | | |

Lockers with lowered bench underframe

with doors reduced in size, depth 500 mm.

Clear opening dimensions per door:

1315 x 245/345 x 465 mm (H x W x D)

1. Dimensions and door material

Steel doors

| Width | 300 | 400 | 600 | 800 |
|--------------|----------|----------|----------|----------|
| Height | 1850 | 1850 | 1850 | 1850 |
| Compartments | 1 x 300 | 1 x 400 | 2 x 300 | 2 x 400 |
| CSC | 2 | 3 | 4 | 5 |
| Order no. | 49040-10 | 49040-12 | 49040-20 | 49040-22 |
| Price | | | | |

Lockers with bench underneath

Clear opening dimensions per door:

1600 x 245/345 x 465 mm (H x W x D)

1. Dimensions and door material

Steel doors

| Width | 300 | 400 | 600 | 800 |
|--------------|----------|----------|----------|----------|
| Height | 2090 | 2090 | 2090 | 2090 |
| Compartments | 1 x 300 | 1 x 400 | 2 x 300 | 2 x 400 |
| CSC | 2 | 3 | 4 | 5 |
| Order no. | 49050-10 | 49050-12 | 49050-20 | 49050-22 |
| Price | | | | |



MDF decor doors



Thickness 18 mm

+ Order no.

+ Addtl. charge

+ 49110-750

+ 49112-750

+ 49120-750

+ 49122-750



HPL decor doors



Thickness 13 mm

+ Order no.

+ Addtl. charge

+ 49110-730

+ 49112-730

+ 49120-730

+ 49122-730

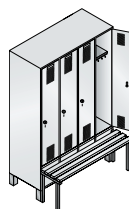
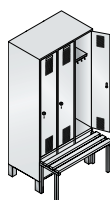
2. Body color (see end of catalog for color overview)

Please choose 487

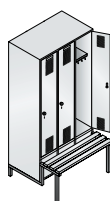
3. Door color (door decor for MDF or phenolic HPL design if applicable)

Please choose 487

| + Bench slats made of plastic | Light gray | Blue gray | Black gray |
|--------------------------------------|-------------|-------------|-------------|
| + Order no. | + 8000-7035 | + 8000-7031 | + 8000-7021 |
| + Addtl. charge | | | |



| 1. | 900 | 1200 | 1200 |
|-----------|-----------------|-----------------|-----------------|
| | 1850 | 1850 | 1850 |
| | 3 x 300 | 3 x 400 | 4 x 300 |
| | 5 | 6 | 6 |
| | 49030-30 | 49030-32 | 49030-40 |



| 1. | 900 | 1200 | 1200 |
|-----------|-----------------|-----------------|-----------------|
| | 1850 | 1850 | 1850 |
| | 3 x 300 | 3 x 400 | 4 x 300 |
| | 5 | 6 | 6 |
| | 49040-30 | 49040-32 | 49040-40 |



| 1. | 900 | 1200 | 1200 |
|-----------|-----------------|-----------------|-----------------|
| | 2090 | 2090 | 2090 |
| | 3 x 300 | 3 x 400 | 4 x 300 |
| | 5 | 6 | 6 |
| | 49050-30 | 49050-32 | 49050-40 |

| + | + 49130-750 | + 49132-750 | + 49140-750 |
|----------|-------------|-------------|-------------|
|----------|-------------|-------------|-------------|

| + | + 49130-730 | + 49132-730 | + 49140-730 |
|----------|-------------|-------------|-------------|
|----------|-------------|-------------|-------------|

| + Accessories | |
|----------------------------------|-----------------------|
| Additional fittings, locks | 81 - 85 |

| + Shoe rack | |
|-------------------------------|-----------|
| for models 49030, 49050 | 82 |



Order no. 49030-40



Order no. 49040-30
+ 49130-750 (MDF decor doors)



Order no. 49050-22
+ 8000-7035 (plastic bench slats)
+ 2 x 8052-7010 (shoe rack)

S 3000 EVOLO

Lockers with pairs of doors closing in the middle

For joint lock of two compartments to be used by one person, for example for storing **street clothes and work clothing**, storage shelf, continuous through 2 compartments. Bench slats for models 49032 and 49042 made of hard beechwood as standard, approx. 60 x 35 mm in side-face, planed on all sides, rounded at the top, finished with clear varnish, with natural color differences. Bench slats made of plastic in light gray, blue gray, or black gray available for no additional charge. Standard color for bench bases: Black gray RAL 7021. Benches with adjustable floor gliders for easy level adjustment (10 mm). All doors with turning bolt latch for padlock use. Locker and bench are delivered separately for easy DIY assembly.

For general description of the lockers see page 56/57.

Lockers with benches

Bench height: 420 mm

Bench depth: 315 mm

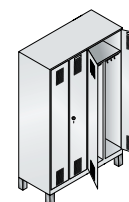
Locker depth: 500/815 mm



Order no. 49022-20

Lockers with feet

on feet 150 mm high, depth 500 mm.
Clear opening dimensions per door:
1600 x 245/345 x 465 mm (H x W x D)



1. Dimensions and door material

Steel doors



| Width | 600 | 800 | 1200 |
|--------------------|-----------------|-----------------|-----------------|
| Height | 1850 | 1850 | 1850 |
| Compartments | 2 x 300 | 2 x 400 | 4 x 300 |
| for no. of persons | 1 | 1 | 2 |
| CSC | 4 | 5 | 6 |
| Order no. | 49012-20 | 49012-22 | 49012-40 |
| Price | | | |

Lockers with base

on base 100 mm high, depth 500 mm.
Clear opening dimensions per door:
1600 x 245/345 x 465 mm (H x W x D)



1. Dimensions and door material

Steel doors



| Width | 600 | 800 | 1200 |
|--------------------|-----------------|-----------------|-----------------|
| Height | 1800 | 1800 | 1800 |
| Compartments | 2 x 300 | 2 x 400 | 4 x 300 |
| for no. of persons | 1 | 1 | 2 |
| CSC | 4 | 5 | 6 |
| Order no. | 49022-20 | 49022-22 | 49022-40 |
| Price | | | |



MDF decor doors



Thickness 18 mm
+ Order no.
+ Addtl. charge

+ 49120-750

+ 49122-750

+ 49140-750



HPL decor doors



Thickness 13 mm
+ Order no.
+ Addtl. charge

+ 49120-730

+ 49122-730

+ 49140-730

2. Body color (see end of catalog for color overview)

Please choose 487

3. Door color (door decor for MDF or phenolic HPL design if applicable)

Please choose 487



+ Bench slats made of plastic

+ Order no.
+ Addtl. charge

Light gray

+ 8000-7035

Blue gray

+ 8000-7031

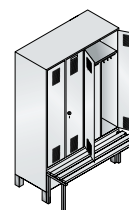
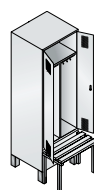
Black gray

+ 8000-7021

Order no. 49032-40

Lockers with bench in front

on feet 150 mm high, with doors reduced in size, depth 500 mm.
Clear opening dimensions per door:
1315 x 245/345 x 465 (H x W x D)



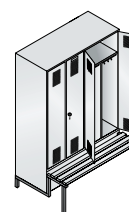
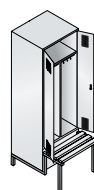
1. Dimensions and door material

Steel doors

| Width | 600 | 800 | 1200 |
|--------------------|----------|----------|----------|
| Height | 1850 | 1850 | 1850 |
| Compartments | 2 x 300 | 2 x 400 | 4 x 300 |
| for no. of persons | 1 | 1 | 2 |
| CSC | 4 | 5 | 6 |
| Order no. | 49032-20 | 49032-22 | 49032-40 |
| Price | | | |

Lockers with lowered bench underframe

with doors reduced in size, depth 500 mm.
Clear opening dimensions per door:
1315 x 245/345 x 465 (H x W x D)



1. Dimensions and door material

Steel doors

| Width | 600 | 800 | 1200 |
|--------------------|----------|----------|----------|
| Height | 1850 | 1850 | 1850 |
| Compartments | 2 x 300 | 2 x 400 | 4 x 300 |
| for no. of persons | 1 | 1 | 2 |
| CSC | 4 | 5 | 6 |
| Order no. | 49042-20 | 49042-22 | 49042-40 |
| Price | | | |

| | | | | |
|-------------------|---|-------------|-------------|-------------|
| + MDF decor doors | Thickness 18 mm + Order no. + Addtl. charge | + 49120-750 | + 49122-750 | + 49140-750 |
| + HPL decor doors | Thickness 13 mm + Order no. + Addtl. charge | + 49120-730 | + 49122-730 | + 49140-730 |

+ Accessories

Additional fittings, locks 81 - 85

+ Shoe rack

for models 49032 82

CSC = color surcharge code number

MDF = medium-density fiberboard
HPL = high-pressure laminate

www.cp-furniture.com



Lockers with pairs of doors closing in the middle

For joint lock of two compartments to be used by one person, for example for storing **street clothes and work clothing**. Storage shelf, continuous through 2 compartments. Bench slats for models 49052 made of hard beechwood as standard, approx. 60 x 35 mm in side-face, planed on all sides, rounded at the top, finished with clear varnish, with natural color differences. Bench slats made of plastic in light gray, blue gray, or black gray available for no additional charge (standard color light gray). Standard color of the bench bases: Black gray RAL 7021. Benches and box with adjustable floor gliders for easy level adjustment (10 mm). All doors with turning bolt latch for padlock use. Locker and bench are delivered separately for easy DIY assembly.

For general description of the lockers see page 56/57.

Models 49052

Bench height: 420 mm

Bench depth: 315 mm

Locker depth: 500/815 mm

Models 49056

Bench height: 452 mm

Bench depth: 315 mm

Locker depth: 500/815 mm



Order no. 49052-40

Lockers with bench underneath

Depth 500 mm.

Clear opening dimensions per door:


1600 x 245/345 x 465 mm (H x W x D)



1. Dimensions and door material

Steel doors

| Width | 600 | 800 | 1200 |
|--------------------|----------|----------|----------|
| Height | 2090 | 2090 | 2090 |
| Compartments | 2 x 300 | 2 x 400 | 4 x 300 |
| for no. of persons | 1 | 1 | 2 |
| CSC | 4 | 5 | 6 |
| Order no. | 49052-20 | 49052-22 | 49052-40 |
| Price | | | |





Order no. 49056-40



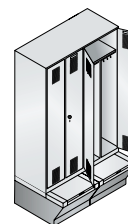
Practical storage box for shoes, helmets, bags, etc. This allows the storage space under the seat to be used optimally - not to mention easy cleaning!



The seat made of solid beech wood (optional available in phenolic HPL also) also serves as a flap and can be opened only by the owner of the locker.

Lockers with storage box underneath

Depth 500 mm. Seat made of solid beech wood.
Clear opening dimensions per door:
1600 x 245/345 x 465 mm (H x W x D)



1. Dimensions and door material or seat material

Steel doors

| Width | 600 | 800 | 1200 |
|---------------------------------|-----------------|-----------------|-----------------|
| Height | 2090 | 2090 | 2090 |
| Compartments for no. of persons | 2 x 300 1 | 2 x 400 1 | 4 x 300 2 |
| CSC | 4 | 5 | 6 |
| Order no. | 49056-20 | 49056-22 | 49056-40 |
| Price | | | |

+ MDF decor doors

Thickness 18 mm
+ Order no.
+ Addtl. charge

+ 49120-750

+ 49122-750

+ 49140-750

+ HPL decor doors

Thickness 13 mm
+ Order no.
+ Addtl. charge

+ 49120-730

+ 49122-730

+ 49140-730

+ Seat made of phenolic HPL in white

Thickness 13 mm
+ Order no.
+ Addtl. charge

+ 495620-730

+ 495622-730

+ 495640-730

2. Body color

(see end of catalog for color overview)

Please choose 487

3. Door color

(door decor for MDF or phenolic HPL design if applicable)

Please choose 487

+ Accessories

Additional fittings, locks 81 - 85

+ shoe rack


for models 49052 82

Lockers
with one door over two compartments

for storing **street clothes and work clothing**. Bench slats for models 49250 made of hard beechwood as standard, approx. 60 x 35 mm in side-face, planed on all sides, rounded at the top, finished with clear varnish, with natural color differences. Bench slats made of plastic in light gray, blue gray, or black gray available for no additional charge (standard color light gray). Standard color of the bench bases: Black gray RAL 7021. Benches with adjustable floor gliders for easy level adjustment (10 mm). One door with turning bolt latch locks two compartments at the same time. Storage shelf to the left and right of the inside partition, sturdy wardrobe rail made of oval profile and 3 twist-proof sliding hooks. Locker and bench are delivered separately for easy DIY assembly.


For general description of the lockers see page 56/57.

Lockers with benches
Bench height: 420 mm
Bench depth: 315 mm
Locker depth: 500/815 mm



Order no. 49220-40

Lockers with feet
on feet 150 mm high, depth 500 mm.
Clear opening dimensions per door:
1600 x 245 x 465 mm (H x W x D)



1. Dimensions and door material



| | | |
|--------------------|----------|----------|
| Width | 600 | 1200 |
| Height | 1850 | 1850 |
| Compartments | 2 x 300 | 4 x 300 |
| for no. of persons | 1 | 2 |
| CSC | 4 | 6 |
| Order no. | 49210-20 | 49210-40 |
| Price | | |

2. Body and door color

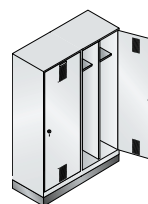
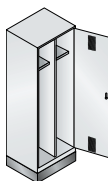


Please select (see end of catalog for color overview) 487



Lockers with base

on base 100 mm high, depth 500 mm.
Clear opening dimensions per door:
1600 x 245 x 465 mm (H x W x D)



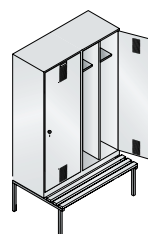
1. Dimensions and door material

| Width | 600 | 1200 |
|---------------------------------|--------------|--------------|
| Height | 1800 | 1800 |
| Compartments for no. of persons | 2 x 300 1 | 4 x 300 2 |
| CSC | 4 | 6 |
| Order no. | 49220-20 | 49220-40 |
| Price | | |

Steel doors

Lockers with bench underneath

Depth 500 mm.
Clear opening dimensions per door:
1600 x 245 x 465 (H x W x D)



1. Dimensions and door material

| Width | 600 | 1200 |
|---------------------------------|--------------|--------------|
| Height | 2090 | 2090 |
| Compartments for no. of persons | 2 x 300 1 | 4 x 300 2 |
| CSC | 4 | 6 |
| Order no. | 49250-20 | 49250-40 |
| Price | | |

Steel doors

| Bench slats made of plastic | Light gray | Blue gray | Black gray |
|-----------------------------|-------------|-------------|-------------|
| + Order no. | + 8000-7035 | + 8000-7031 | + 8000-7021 |
| + Addtl. charge | | | |

| Accessories | |
|----------------------------------|---------|
| Additional fittings, locks | 81 - 85 |

| Shoe rack | |
|------------------------|----|
| for models 49250 | 82 |



Order no. 49250-40
+ 8000-7035 (with
plastic bench slats)

CSC = color surcharge code number

Laundry lockers and cleaning cabinets

Doors closing in the middle with a joint turning bolt latch for padlock, shelves not height adjustable.
For general description of the lockers see page 56/57.

- + Doors smooth**
for all S 3000 Evolo locker models without louvers, without label holder, very easy to clean



| | |
|-----------------|------------|
| Design | smooth |
| + Order no. | + 8001-303 |
| + Addtl. charge | |



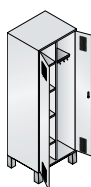
Order no. 49060-20



Order no. 49120-00

Lockers with feet

on feet 150 mm high, depth 500 mm



1. Dimensions and door material

| Width | 600 | 800 | 600 | 800 |
|--------------|--|----------|---|----------|
| Height | 1850 | 1850 | 1850 | 1850 |
| Compartments | 2 x 300 | 2 x 400 | 2 x 300 | 2 x 400 |
| Description | Laundry lockers 4 shelves on the left, storage shelf on the right with sturdy wardrobe rail made of oval profile and 3 twist-proof sliding hooks | | Cleaning equipment cabinet 4 compartments to the left of the shortened partition, sturdy rod made of oval profile on the right with 6 twist-proof sliding hooks | |
| Steel doors | CSC | CSC | CSC | CSC |
| Order no. | 49060-20 | 49060-22 | 49110-00 | 49110-02 |
| Price | | | | |

Lockers with base

on base 100 mm high, depth 500 mm



1. Dimensions and door material

| Width | 600 | 800 | 600 | 800 |
|--------------|-----------|----------|-----------|----------|
| Height | 1800 | 1800 | 1800 | 1800 |
| Compartments | 2 x 300 | 2 x 400 | 2 x 300 | 2 x 400 |
| Description | see above | | see above | |
| Steel doors | CSC | CSC | CSC | CSC |
| Order no. | 49160-20 | 49160-22 | 49120-00 | 49120-02 |
| Price | | | | |

2. Body color (see end of catalog for color overview)

Please choose 487

3. Door color (door decor for MDF or phenolic HPL design if applicable)

Please choose 487

+ Accessories

Additional fittings, locks 81 - 85

Multi-purpose lockers

Laundry and storage lockers

Doors with turning bolt latch,
shelves not height adjustable.

For general description of
the lockers see page 56/57.



Order no. 49020-20B



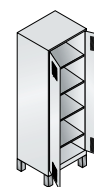
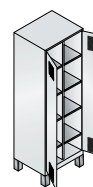
Order no. 49022-20B



Order no. 49222-20B

Lockers with feet

on feet 150 mm high,
depth 500 mm



1. Dimensions and door material

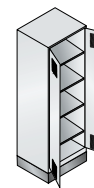
| Width | 600 | 800 | 600 | 800 | 600 |
|--------------|---|---------|--|---------|---|
| Height | 1850 | 1850 | 1850 | 1850 | 1850 |
| Compartments | 2 x 300 | 2 x 400 | 2 x 300 | 2 x 400 | 1 x 600 |
| Description | with individually lockable doors (both hinged right) | | with doors closing in the middle (joint lock) | | with doors closing in the middle without partition, 4 full-width shelves, (2-bolt latch) |

Steel doors

| CSC | 4 | 5 | 4 | 5 | 4 |
|-----------|------------------|------------------|------------------|------------------|------------------|
| Order no. | 49010-20B | 49010-22B | 49012-20B | 49012-22B | 49212-20B |
| Price | | | | | |

Lockers with base

on base 100 mm high,
depth 500 mm



1. Dimensions and door material

| Width | 600 | 800 | 600 | 800 | 600 |
|--------------|-----------|---------|-----------|---------|-----------|
| Height | 1800 | 1800 | 1800 | 1800 | 1800 |
| Compartments | 2 x 300 | 2 x 400 | 2 x 300 | 2 x 400 | 1 x 600 |
| Description | see above | | see above | | see above |

Steel doors

| CSC | 4 | 5 | 4 | 5 | 4 |
|-----------|------------------|------------------|------------------|------------------|------------------|
| Order no. | 49020-20B | 49020-22B | 49022-20B | 49022-22B | 49222-20B |
| Price | | | | | |



Thickness 18 mm
+ Order no.
+ Addtl. charge

+ 49120-750

+ 49122-750

+ 49120-750

+ 49122-750

-



Thickness 13 mm
+ Order no.
+ Addtl. charge

+ 49120-730

+ 49122-730

+ 49120-730

+ 49122-730

-

CSC = color surcharge code number

MDF = medium-density fiberboard
HPL = high-pressure laminate

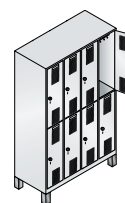
www.cp-furniture.com





Lockers with feet

on feet 150 mm high, depth 500 mm.
Clear opening dimensions per door:
813 x 245/345 x 465 mm (H x W x D)



1. Dimensions and door material

Steel doors

| Width | 600 | 800 | 900 | 1200 | 1200 |
|--------------|-----------------|-----------------|-----------------|-----------------|-----------------|
| Height | 1850 | 1850 | 1850 | 1850 | 1850 |
| Compartments | 2 x 300 | 2 x 400 | 3 x 300 | 3 x 400 | 4 x 300 |
| CSC | 4 | 5 | 5 | 6 | 6 |
| Order no. | 49310-20 | 49310-22 | 49310-30 | 49310-32 | 49310-40 |
| Price | | | | | |

+

MDF decor doors



Thickness 18 mm

+ Order no.

+ Addtl. charge

+ 49220-750

+ 49222-750

+ 49230-750

+ 49232-750

+ 49240-750

+

HPL decor doors



Thickness 13 mm

+ Order no.

+ Addtl. charge

+ 49220-730

+ 49222-730

+ 49230-730

+ 49232-730

+ 49240-730

2. Body color (see end of catalog for color overview)



Please choose 487

3. Door color (door decor for MDF or phenolic HPL design if applicable)



Please choose 487

Double-tier lockers

Double-tier lockers with turning bolt latch

Lockers, double-tier, 2 compartments on top of one another, 1 door per compartment, sturdy wardrobe rail made of oval profile and 3 twist-proof sliding hooks, doors with turning bolt latch for padlock, decor doors with door opening limiter as a standard fitting.

For general description of the lockers see page 56/57.



Lockers for schools and child care facilities

see from page **148**



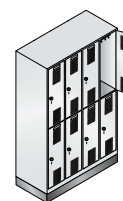
Order no. 49310-22
+ 49222-750 (MDF decor doors)



Order no. 49320-30

Lockers with base

on base 100 mm high, depth 500 mm.
Clear opening dimensions per door:
813 x 245/345 x 465 mm (H x W x D)



1. Dimensions and door material

Steel doors

| Width | 600 | 800 | 900 | 1200 | 1200 |
|--------------|-----------------|-----------------|-----------------|-----------------|-----------------|
| Height | 1800 | 1800 | 1800 | 1800 | 1800 |
| Compartments | 2 x 300 | 2 x 400 | 3 x 300 | 3 x 400 | 4 x 300 |
| CSC | 4 | 5 | 5 | 6 | 6 |
| Order no. | 49320-20 | 49320-22 | 49320-30 | 49320-32 | 49320-40 |
| Price | | | | | |

| + | MDF decor doors | Thickness 18 mm | | | | |
|---|-----------------|-----------------|-------------|-------------|-------------|-------------|
| | | + Order no. | + 49220-750 | + 49222-750 | + 49230-750 | + 49232-750 |
| | | + Addtl. charge | | | | + 49240-750 |
| + | HPL decor doors | Thickness 13 mm | | | | |
| | | + Order no. | + 49220-730 | + 49222-730 | + 49230-730 | + 49232-730 |
| | | + Addtl. charge | | | | + 49240-730 |

+ Accessories

Additional fittings, locks **81** - **85**

CSC = color surcharge code number

MDF = medium-density fiberboard
HPL = high-pressure laminate

www.cp-furniture.com



Double-tier lockers with turning bolt latches

Lockers, double-tier, 2 compartments on top of one another, 1 door per compartment, sturdy wardrobe rail made of oval profile and 3 twist-proof sliding hooks, doors with turning bolt latch for padlock. Bench slats for models 49350 made of hard beechwood as standard, approx. 60 x 35 mm in side-face, planed on all sides, rounded at the top, finished with clear varnish, with natural color differences. Bench slats made of plastic in light gray, blue gray, or black gray available for no additional charge (standard color light gray). Standard color of the bench bases: Black gray RAL 7021. Benches with adjustable floor gliders for easy level adjustment (10 mm).

Locker and bench are delivered separately for easy DIY assembly.

For general description of the lockers see page 56/57.



The C+P safety turning bolt cannot be overwound because it "spins" when it is closed, thus preventing tampering!

The cylinder lock engages only when the padlock is removed, and the door can be opened simply by turning the knob. For bolt lock size 6-8 mm.

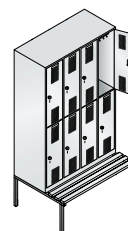
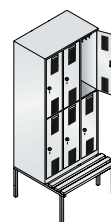
In all Evolo steel lockers as standard!



Order no. 49350-30

Lockers with bench underneath

Bench height 420 mm, bench depth 315 mm, locker depth 500/815 mm. Clear opening dimensions per door: 813 x 245/345 x 465 mm (H x W x D)



| 1. Dimensions and door material | | Width | 600 | 800 | 900 | 1200 | 1200 |
|---------------------------------|-----------|-----------------|-------------|-------------|-------------|-------------|-------------|
| | | Height | 2090 | 2090 | 2090 | 2090 | 2090 |
| | | Compartments | 2 x 300 | 2 x 400 | 3 x 300 | 3 x 400 | 4 x 300 |
| <div>Steel doors</div> | CSC | | 4 | 5 | 5 | 6 | 6 |
| | Order no. | | 49350-20 | 49350-22 | 49350-30 | 49350-32 | 49350-40 |
| | Price | | | | | | |
| | | | | | | | |
| + MDF decor doors | | Thickness 18 mm | | | | | |
| | | + Order no. | + 49220-750 | + 49222-750 | + 49230-750 | + 49232-750 | + 49240-750 |
| | | + Addtl. charge | | | | | |
| + HPL decor doors | | Thickness 13 mm | | | | | |
| | | + Order no. | + 49220-730 | + 49222-730 | + 49230-730 | + 49232-730 | + 49240-730 |
| | | + Addtl. charge | | | | | |

2. Body color (see end of catalog for color overview)

Please choose 487

3. Door color (door decor for MDF or phenolic HPL design if applicable)

Please choose 487

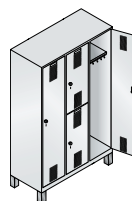
+ Shoe rack
 for models 48350 82

Combination lockers with turning bolt latches

Models 49600 with turning bolt latches, compartment width 400 mm. The ideal solution for offering single-tier and double-tier compartments in the same locker! **Combination cabinets, single- and double-tier.** Single-tier: 1 door per compartment, storage shelf with sturdy wardrobe rail made of oval profile and 3 twist-proof sliding hooks. Double-tier: 2 compartments on top of one another, 1 door per compartment, sturdy wardrobe rail made of oval profile and 3 twist-proof sliding hooks, doors with turning bolt latch for padlock. For bench slats for models 49650, see left. For general description of the lockers see page 56/57.

Lockers with feet

on feet 150 mm high, depth 500 mm.
Clear opening dimensions per door:
1600/813 x 345 x 465 mm (H x W x D)



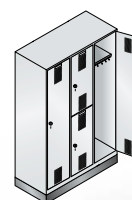
1. Dimensions and door material

Steel doors

| Width | 800 | 1200 |
|--------------|----------|----------|
| Height | 1850 | 1850 |
| Compartments | 2 x 400 | 3 x 400 |
| CSC | 5 | 6 |
| Order no. | 49610-22 | 49610-32 |
| Price | | |

Lockers with base

on base 100 mm high, depth 500 mm.
Clear opening dimensions per door:
1600/813 x 345 x 465 mm (H x W x D)



1. Dimensions and door material

Steel doors

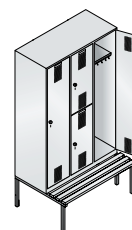
| Width | 800 | 1200 |
|--------------|----------|----------|
| Height | 1800 | 1800 |
| Compartments | 2 x 400 | 3 x 400 |
| CSC | 5 | 6 |
| Order no. | 49620-22 | 49620-32 |
| Price | | |



Order no. 49620-22
+ 49622-750 (MDF decor doors)

Lockers with bench underneath

Bench height 420 mm, bench depth 315 mm,
locker depth 500/815 mm.
Clear opening dimensions per door:
1600/813 x 345 x 465 mm (H x W x D)



1. Dimensions and door material

Steel doors

| Width | 800 | 1200 |
|--------------|----------|----------|
| Height | 2090 | 2090 |
| Compartments | 2 x 400 | 3 x 400 |
| CSC | 5 | 6 |
| Order no. | 49650-22 | 49650-32 |
| Price | | |



MDF decor doors

Thickness 18 mm
+ Order no.
+ Addtl. charge

+ 49622-750

+ 49632-750



HPL decor doors

Thickness 13 mm
+ Order no.
+ Addtl. charge

+ 49622-730

+ 49632-730



Accessories

Additional fittings, locks 81 - 85



Order no. 49610-32

Box lockers




Doors single-walled smooth, without ventilation hole pattern and without label holders (if required please order additional plastic label holders, order no. 8500-15, page 49). Every door with cylinder lock and 2 keys. The bottoms of the compartments are generally finished in the color of the body. Decor door in Danube maple, Sen ash or Oak Sereno decor with black edge band, with door opening limiter as standard feature.

Note: For publicly accessible lockers, we recommend door opening limiters, see page 77.

Lockers with 3 tiers

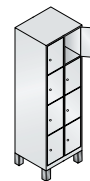
on feet 150 mm high, depth 500 mm.
Clear opening dimensions per compartment:
510 x 245/345 x 465 mm (H x W x D)






| 1. Dimensions and door material | Width | 300 | 400 | 600 | 800 | |
|---|-----------------|------------------|------------------|------------------|------------------|--|
| | Height | 1850 | 1850 | 1850 | 1850 | |
| | Compartments | 1 x 300 | 1 x 400 | 2 x 300 | 2 x 400 | |
| | Price | | | | | |
|  Steel doors | CSC | 3 | 4 | 5 | 6 | |
| | Order no. | 49010-103 | 49010-123 | 49010-203 | 49010-223 | |
|  + MDF decor doors | Thickness 18 mm | | | | | |
| | + Order no. | + 49310-750 | + 49312-750 | + 49320-750 | + 49322-750 | |
|  + HPL decor doors | Thickness 13 mm | | | | | |
| | + Order no. | + 49310-730 | + 49312-730 | + 49320-730 | + 49322-730 | |

Lockers with 4 tiers

on feet 150 mm high, depth 500 mm.
Clear opening dimensions per compartment:
375 x 245/345 x 465 mm (H x W x D)



| 1. Dimensions and door material | Width | 300 | 400 | 600 | 800 | |
|---|-----------------|------------------|------------------|------------------|------------------|--|
| | Height | 1850 | 1850 | 1850 | 1850 | |
| | Compartments | 1 x 300 | 1 x 400 | 2 x 300 | 2 x 400 | |
| | Price | | | | | |
|  Steel doors | CSC | 3 | 4 | 5 | 6 | |
| | Order no. | 49010-104 | 49010-124 | 49010-204 | 49010-224 | |
|  + MDF decor doors | Thickness 18 mm | | | | | |
| | + Order no. | + 49410-750 | + 49412-750 | + 49420-750 | + 49422-750 | |
|  + HPL decor doors | Thickness 13 mm | | | | | |
| | + Order no. | + 49410-730 | + 49412-730 | + 49420-730 | + 49422-730 | |

2. Body color (see end of catalog for color overview)



Please choose **487**

3. Door color (door decor for MDF or phenolic HPL design if applicable)



Please choose **487**

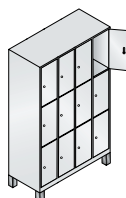
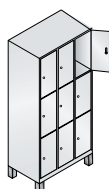
+ Accessories

Additional fittings, locks **81** - **85**

Box lockers

+ Base
instead of feet, design
in body color, 100 mm
base height, locker
height 1800 mm

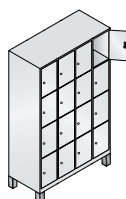
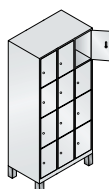
| Width | 300 | 400 | 600 | 800 | 900 | 1200 |
|-----------------|-----------|-----------|-----------|-----------|-----------|-----------|
| Order no. | 49020-... | 49020-... | 49020-... | 49020-... | 49020-... | 49020-... |
| + Addtl. charge | | | | | | |



| 1. | 900 | 1200 | 1200 |
|----|------------------|------------------|------------------|
| | 1850 | 1850 | 1850 |
| | 3 x 300 | 3 x 400 | 4 x 300 |
| | 6 | 7 | 7 |
| | 49010-303 | 49010-323 | 49010-403 |

| | | | |
|----------|-------------|-------------|-------------|
| + | + 49330-750 | + 49332-750 | + 49340-750 |
|----------|-------------|-------------|-------------|

| | | | |
|----------|-------------|-------------|-------------|
| + | + 49330-730 | + 49332-730 | + 49340-730 |
|----------|-------------|-------------|-------------|



| 1. | 900 | 1200 | 1200 |
|----|------------------|------------------|------------------|
| | 1850 | 1850 | 1850 |
| | 3 x 300 | 3 x 400 | 4 x 300 |
| | 6 | 7 | 7 |
| | 49010-304 | 49010-324 | 49010-404 |

| | | | |
|----------|-------------|-------------|-------------|
| + | + 49430-750 | + 49432-750 | + 49440-750 |
|----------|-------------|-------------|-------------|

| | | | |
|----------|-------------|-------------|-------------|
| + | + 49430-730 | + 49432-730 | + 49440-730 |
|----------|-------------|-------------|-------------|



Order no. 49010-223



Order no. 49020-304

Optional: **Decor fronts** (MDF)
You can choose from
the following decors:



Danube maple



Sen ash



Oak Sereno

CSC = color surcharge code number

MDF = medium-density fiberboard
HPL = high-pressure laminate

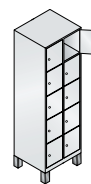
www.cp-furniture.com





Lockers with 5 tiers

on feet 150 mm high, depth 500 mm.
Clear opening dimensions per compartment:
295 x 245/345 x 465 mm (H x W x D)



1. Dimensions and door material

Steel doors



| Width | 300 | 400 | 600 | 800 | |
|--------------|------------------|------------------|------------------|------------------|--|
| Height | 1850 | 1850 | 1850 | 1850 | |
| Compartments | 1 x 300 | 1 x 400 | 2 x 300 | 2 x 400 | |
| CSC | 4 | 5 | 6 | 7 | |
| Order no. | 49010-105 | 49010-125 | 49010-205 | 49010-225 | |
| Price | | | | | |

+

MDF decor doors



Thickness 18 mm
+ Order no.
+ Addtl. charge

+ 49510-750

+ 49512-750

+ 49520-750

+ 49522-750

+

HPL decor doors



Thickness 13 mm
+ Order no.
+ Addtl. charge

+ 49510-730

+ 49512-730

+ 49520-730

+ 49522-730

2. Body color (see end of catalog for color overview)



Please choose

487

Box lockers

Doors single-walled smooth, without ventilation hole pattern and without label holders (if required please order additional plastic label holders, order no. 8500-15, page 49).

Every door with cylinder lock and 2 keys. The bottoms of the compartments are generally finished in the color of the body. Decor door in Danube maple, Sen ash or Oak Sereno decor with black edge band, with door opening limiter as standard feature.

For general description of the lockers see page 56/57.

Note:

For publicly accessible lockers, we recommend door opening limiters, see page 77.

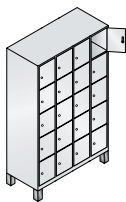
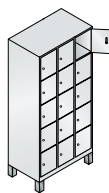


**S 3000 Evolo
laptop lockers**

197



Order no. 49020-325
+ 49532-750 (MDF decor doors)



| 1. | 900 | 1200 | 1200 |
|----|------------------|------------------|------------------|
| | 1850 | 1850 | 1850 |
| | 3 x 300 | 3 x 400 | 4 x 300 |
| | 7 | 8 | 8 |
| | 49010-305 | 49010-325 | 49010-405 |
| + | + 49530-750 | + 49532-750 | + 49540-750 |
| + | + 49530-730 | + 49532-730 | + 49540-730 |

+ **Base**
instead of feet,
steel design,
100 mm high



| | |
|------------------|-------------|
| Color (standard) | Body color |
| Locker height | 1800 |
| Order no. | 49020-... |
| + Addtl. charge | see page 73 |

3. Door color (door decor for MDF or phenolic HPL design if applicable)



Please choose 487

+ **Accessories**

Additional fittings, locks 81 - 85

CSC = color surcharge code number

MDF = medium-density fiberboard
HPL = high-pressure laminate

www.cp-furniture.com



75

Top lockers

Doors single-walled smooth, without ventilation hole pattern and without label holders (if required please order additional plastic label holders, order no. 8500-15, page 49).

Compartment width of 400 mm also suitable for motorcycle helmets.

Doors with turning bolt latches.



Turning bolt latch standard with door protection



Order no. 49090-30 (top locker)



Order no. 49092-20 (top locker)

Top lockers

Depth 500 mm. Clear opening dimensions per door:
430 x 245/345 x 465 mm (H x W x D)

**1. Dimensions and door material**

Steel doors



| Width | 300 | 400 | 600 | 800 | |
|--------------|-----------------|-----------------|-----------------|-----------------|--|
| Height | 500 | 500 | 500 | 500 | |
| Compartments | 1 x 300 | 1 x 400 | 2 x 300 | 2 x 400 | |
| CSC | 1 | 1 | 2 | 2 | |
| Order no. | 49090-10 | 49090-12 | 49090-20 | 49090-22 | |
| Price | | | | | |

+ MDF decor doors

Thickness 18 mm
+ Order no.
+ Addtl. charge

+ 490910-750 + 490912-750 + 490920-750 + 490922-750

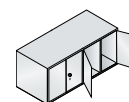
+ HPL decor doors

Thickness 13 mm
+ Order no.
+ Addtl. charge

+ 490910-730 + 490912-730 + 490920-730 + 490922-730

Top lockers

with doors closing in the middle,
depth 500 mm. Clear opening
dimensions per door:
430 x 245/345 x 465 mm (H x W x D)

**1. Dimensions and door material**

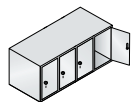
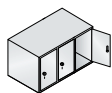
Steel doors



| Width | 600 | 800 | 1200 |
|--------------|-----------------|-----------------|-----------------|
| Height | 500 | 500 | 500 |
| Compartments | 2 x 300 | 2 x 400 | 4 x 300 |
| CSC | 2 | 2 | 4 |
| Order no. | 49092-20 | 49092-22 | 49092-40 |
| Price | | | |

2. Body color (see end of catalog for color overview)

Please choose 487



1.

| 900 | 1200 | 1200 |
|-----------------|-----------------|-----------------|
| 500 | 500 | 500 |
| 3 x 300 | 3 x 400 | 4 x 300 |
| 3 | 3 | 4 |
| 49090-30 | 49090-32 | 49090-40 |

+

+ 490930-750 + 490932-750 + 490940-750

+

+ 490930-730 + 490932-730 + 490940-730

+

New door opening limiter 90°

made from special heavy-duty, plastic-coated stainless steel cable



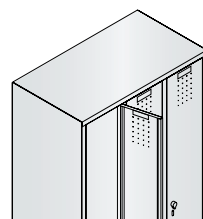
Design

+ Order no.
+ Addtl. charge

Price per door

+ 4900-700

Without door opening limiter

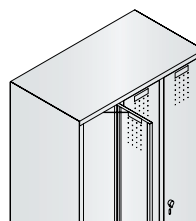


110°

- + For specifically assigned compartments
- + More freedom of movement for users
- Forceful over-extension of the door by opening it too far is possible
- Damage to usable space of adjacent locker is possible

With door opening limiter 90°

(standard with decor doors)



90°

- + Recommended if lockers are frequently used by different persons
- + Prevents forceful over-extension of the door by opening it too far
- + No overlap with usable space of adjacent locker
- Less freedom of movement for users

3.

Door color (door decor for MDF or phenolic HPL design if applicable)



Please choose

487

MDF = medium-density fiberboard
HPL = high-pressure laminate

www.cp-furniture.com

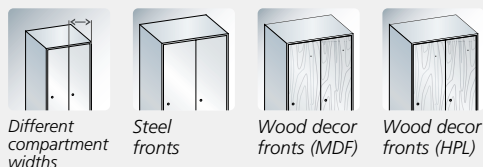


77

S 3000 EVOLO

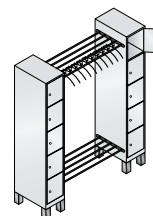
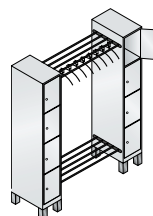
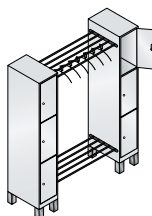
The open wardrobes offer:

- Sturdy steel construction with high-quality enamel coating
- Steel doors single-walled smooth
- Alternatively: MDF or HPL decor doors in Danube maple, Sen ash or Oak Sereno decor with black edge band
- Plastic label holders optionally available, order no. 8500-15, see page 49
- Each compartment with cylinder lock and 2 keys
- Hat rack and shoe rack in black gray RAL 7021
- The bottoms of the compartments are generally finished in the body color.
- Delivered disassembled with detailed mounting instructions for easy DIY assembly



Locker with feet, compartment width 300 mm

On feet 150 mm high, depth 500 mm.
Locker consisting of two box lockers, hat shelf and shoe rack made of square profile in between, with 6, 8, or 10 plastic coat hangers in black



1. Dimensions and door material

Steel doors

| Width | 1600 | 1600 | 1600 |
|--|---------------------------------|---------------------------------|---------------------------------|
| Height | 1850 | 1850 | 1850 |
| Compartments | 2 x 300 | 2 x 300 | 2 x 300 |
| Clear opening dimensions per door (H x W x D): | 510 x 245 x 465 mm | 375 x 245 x 465 mm | 295 x 245 x 465 mm |
| Assembled box lockers | 3 compartments models 49010-103 | 4 compartments models 49010-104 | 5 compartments models 49010-105 |
| for no. of persons | 6 | 8 | 10 |
| CSC | 6 | 6 | 8 |
| Order no. | 49406-00 | 49408-00 | 49410-00 |
| Price | | | |



MDF decor doors



Thickness 18 mm
+ Order no.
+ Addtl. charge

+ 494060-750

+ 494080-750

+ 494100-750



HPL decor doors



Thickness 13 mm
+ Order no.
+ Addtl. charge

+ 494060-730

+ 494080-730

+ 494100-730

2. Body color (see end of catalog for color overview)



Please choose

487

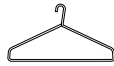
Open wardrobes

- +** **Base**
instead of feet,
steel design,
100 mm high,
in body color,
with or without
height adjustment



| Design | without height adjustment | with height adjustment |
|-----------------|---------------------------|------------------------|
| Locker height | 1800 | 1800 |
| + Order no. | + 4940-20 | + 4940-21 |
| + Addtl. charge | | |

- +** **Special coat hangers**
in black, bulk



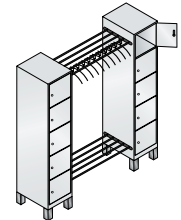
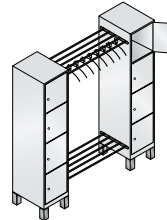
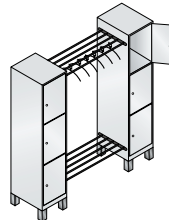
| Design | plastic |
|-----------------|------------|
| + Order no. | + 8078-703 |
| + Addtl. charge | |



Order no. 49408-02
+ 494082-750 (MDF decor doors)

Locker with feet, compartment width 400 mm

On feet 150 mm high, depth 500 mm.
Locker consisting of two box lockers,
hat shelf and shoe rack made of square profile
in between, with 6, 8, or 10 plastic
coat hangers in black



1. Dimensions and door material

| Width | 1800 | 1800 | 1800 |
|--|---------------------------------|---------------------------------|---------------------------------|
| Height | 1850 | 1850 | 1850 |
| Compartments | 2 x 400 | 2 x 400 | 2 x 400 |
| Clear opening dimensions per door (H x W x D): | 510 x 345 x 465 mm | 375 x 345 x 465 mm | 295 x 345 x 465 mm |
| Assembled box lockers | 3 compartments models 49010-123 | 4 compartments models 49010-124 | 5 compartments models 49010-125 |
| for no. of persons | 6 | 8 | 10 |
| CSC | 8 | 8 | 10 |
| Order no. | 49406-02 | 49408-02 | 49410-02 |
| Price | | | |



+



| | | | |
|-----------------|--------------|--------------|--------------|
| Thickness 18 mm | | | |
| + Order no. | + 494062-750 | + 494082-750 | + 494102-750 |
| + Addtl. charge | | | |

+



| | | | |
|-----------------|--------------|--------------|--------------|
| Thickness 13 mm | | | |
| + Order no. | + 494062-730 | + 494082-730 | + 494102-730 |
| + Addtl. charge | | | |

3. Door color (door decor for MDF or phenolic HPL design if applicable)



Please choose 487

CSC = color surcharge code number

MDF = medium-density fiberboard
HPL = high-pressure laminate

www.cp-furniture.com



Laundry collecting and dispensing lockers

- + Laundry bags**
made of 100% polyester,
with 4 hanging loops,
Packaging unit:
5 pieces



Design

+ Order no.

+ Addtl. charge

White

+ 48270-7015



Order no. 48060-205



Order no. 48170-210

Lockers with feet

on feet 150 mm high, depth 500 mm

Attention! Locker with integrated slope (order no. 8000-38) not possible

1. Dimensions and design

| | 420 | 420 | 810 | 810 | 420 |
|--------------------------|--|--------------------------|--------------------------|--------------------------|--|
| Width | 420 | 420 | 810 | 810 | 420 |
| Height | 1850 | 1850 | 1850 | 1850 | 1850 |
| Doors | 5 | 10 | 10 | 20 | 1 |
| Clear opening dimensions | per door 269 x 251 x 475 | per door 126 x 251 x 475 | per door 269 x 295 x 475 | per door 126 x 295 x 475 | per swing flap 282 x 270 x 475 |
| H x W x D | | | | | |
| Description | Laundry dispensing lockers with central door by which the entire column of compartments can be opened at once (e.g. for loading). Compartments and central doors with cylinder lock and 2 keys, longer delivery time | | | | Laundry collecting lockers one swing flap at the top in the hinged door, hinged door with cylinder lock and 2 keys. Laundry bag retaining hooks inside |

Steel doors

CSC

Order no.

Price

6 7 8 8
48060-105 48060-110 48060-205 48060-210

6
48070-210

Lockers with base

on base 100 mm high, depth 500 mm

Attention! Locker with integrated slope (order no. 8000-38) not possible

1. Dimensions and design

| | 420 | 420 | 810 | 810 | 420 |
|--------------------------|--------------------------|--------------------------|--------------------------|--------------------------|--------------------------------|
| Width | 420 | 420 | 810 | 810 | 420 |
| Height | 1800 | 1800 | 1800 | 1800 | 1800 |
| Doors | 5 | 10 | 10 | 20 | 1 |
| Clear opening dimensions | per door 269 x 251 x 475 | per door 126 x 251 x 475 | per door 269 x 295 x 475 | per door 126 x 295 x 475 | per swing flap 282 x 270 x 475 |
| H x W x D | | | | | |
| Description | see above | | | | see above |

Steel doors

CSC

Order no.

Price

6 7 8 8
48160-105 48160-110 48160-205 48160-210

6
48170-210

2. Body and door color (see end of catalog for color overview)



Please choose 487

+ Accessories

Additional fittings, locks 81 - 85

The S 3000 Evolo accessory range offers:

The difference lies in the details! C+P offers a multitude of practical additional fittings and upgrading components. For you this means:

- All requirements can be met for a customized result
- Lockers "made-to-order" for the specific location
- All parts can be ordered separately (no additional charge packages, you only pay for what you need!)
- Many parts can also be retrofitted
- Excellent price-performance ratio thanks to C+P modular system

Wet room design*

see also page 24

electrolytically galvanized, enamel coated, compartment widths 300 and 400 mm, additional charge per compartment width

| for lockers with | feet or base | bench |
|------------------|-----------------|-----------------|
| Order no. | 8000-20. | 8000-21. |
| + Addtl. charge | | |

Top locker bag unit

approx. 200 mm high for retrofitting, made of black gray MCPB material

Please consult us about your specific projects.

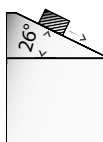


Order no. 49050-40
with additional fittings:
1 x 8000-7035 (plastic bench slats)
4 x 8050-7010 (shoe rack)
1 x 4934-70 (slope top)
4 x 8000-21 (electrolytically zinc-plated design)

Slanted roof designs

Depth 500 mm

Slope top
approx. 230 mm higher in the back for retroactive fitting



Slope top
Can be retrofitted later, prevents objects from being left on top



| Compartment width for number of compartments | 300/400 | 300/400 | 300/400 | 300 |
|--|-------------------|-------------------|-------------------|----------------|
| CSC | 1 | 2 | 3 | 4 |
| Order no. | 4931/41-70 | 4932/42-70 | 4933/43-70 | 4934-70 |
| + Addtl. charge | | | | |

Door designs

Additional charge per door

Doors smooth
without louvers, without label holders (ensure alternative ventilation e.g. using the ventilation hole pattern!)



8001-303

Door with perforated panel
for models 49010-49090, compartment width 300/400 mm (square perforations approx. 23 mm with bars approx. 5 mm), 3-bolt latch recommended



8001-323

Base

(not for open wardrobes on page 78/79)

Order no.
+ Addtl. charge

Base with height adjustment



4900-707

S 3000 EVOLO

Partitions

below the
storage shelf,
additional charge per
compartment

made of steel
in swivel design,
cannot be retrofitted



Partition H x W
Order no.
+ Addtl. charge

1000 x 460
0080-00

made of steel
in fixed design,
cannot be retrofitted




1280 x 420
0092-00

made of translucent plastic,
movable and swivel design,
low-maintenance



1210 x 300
4500-705


made of blue linen material
movable and swivel design,
with several pockets



1170 x 450
4500-706

Additional fittings

Shoe shelf
Steel,
coated in black gray
(installation height 250 mm)




Compartment width
Order no.
Price

300
4900-765

400
4900-766

Security compartment inside*
(instead of the hat shelf)
with cylinder lock,
not possible for
order no. 8000-38



300/400
8053-00

Mirror
to be mounted by the
customer, price per door



small, W x H
110 x 90 mm
4500-761

large, W x H
180 x 300 mm
4500-762

Standard coat hanger
Hardwood varnished
in black (with special
mounting)



-
8000-061

Additional fittings

Prices per door

Towel holder
for mounting on doors hinged
on the right



Design for
Compartment width
Order no.
Price

Steel doors
300
4900-770

Decor doors
300/400
4900-7703


Towel and shower gel holder
for mounting on doors hinged
on the right



Steel doors
400
4900-772

Decor doors
300/400
4900-7723

Flip-flop and shoe holder
(not suitable for lockers with storage
box or partitions)



Steel doors
300
4900-773

400
4900-7732

Decor doors
300/400
4900-7733

Additional fittings

Prices per door

Door opening limiter 90°
addtl. charge for **steel**
doors, for user instructions
see page 77



Compartment width
Order no.
Price

300
4900-700

400
4900-702

Double sliding hooks
as replacement,
per piece



-
8500-012

Shoe rack
for models with bench **built underneath**, retrofitting possible
since May 1st 2012, addtl. charge
per compartment



300
8050-7010

400
8052-7010

Shoe rack
for models with
bench **in front**, retrofitting
not possible, addtl. charge
per compartment



300
8030-701

400
8032-701

Additional accessories

Wall mount

with additional support bracket, price per compartment

Order no.

8000-34

Price



Additional fittings in the locker

Order no.

Price

Shoe tray
made of plastic, removable, with bottom spacers



4500-707

Padlocks

for turning bolts and safety turning bolts, bolt size approx. 6 mm

Brass design,
2 keys, up to 300
different key numbers



0002-10

Brand lock in
brass design with
precision cylinder, 2 keys,
up to 168,000 different
key numbers



0002-11

High-gloss chrome-plated
with number combination,
without keys



0002-12



Play it safe – with the new standard C+P safety turning bolt



The problem

Conventional turning bolt latches are highly susceptible to break-ins because the latch can be overwound.

The burglar uses the padlock as a lever (the longer the shackle, the greater the leverage). Overwinding destroys the locking mechanism and opens the way to the locker compartment.







The C+P solution

The C+P safety turning bolt cannot be overwound because it "spins" when it is closed, thus preventing tampering!




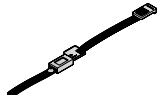
The cylinder lock engages only when the padlock is removed, and the door can be opened simply by turning the knob. For lock bolt size 6-8 mm.

Accessories for lockers

Turning bolt latch and cylinder locks not for assembled box lockers

| Prices per lock | Basic design | | Optional | | | | |
|--------------------|---|---|--|--|---|---|--|
| | Turning bolt latch | Cylinder lock in black with 2 keys | | | Lock in moisture-proof design cylinder lock in black | | |
| |  |  | | |  |  | |
| | for padlock incl. lock guard | up to 1000 different key numbers | up to 6000 different key numbers | via master key system with security certificate* | via master key system without security certificate* | up to 1000 different key numbers | via master key system with security certificate* via master key system without security certificate* |
| Order no. | 4900-718 | 4900-721 | 4900-723 | 4900-724 | 4900-725 | 4900-7212 | 4900-7242 4900-7252 |
| Unit price | | | | | | | |
| + Addtl. charge | Standard | | | | | | |

Keys, locks, and wristband for cylinder locks

| | Spare keys for cylinder lock | | Master key for master key system | | 3-bolt latch** | Perlon wristband for cylinder locks |
|-----------|--|--------------------------------------|--|--|--|--|
| |  | |  | |  |  |
| | Spare key for lock 4900-721 | Spare key for lock 4900-723 | with security certificate* | without security certificate* | with locking rods | Please indicate numbering from-to and list desired color no. ¹⁾ |
| Order no. | 0006-21 | 0006-00 | 0011-00 | 0012-00 | 8000-23 | 8501-05.. |
| Price | | | | | | |

¹⁾ 51 black 56 gray
52 white 61 green
53 red 67 yellow
55 blue

Locking no. according to customer requirements

Additional charge per lock

Order no.-..99
+ Addtl. charge

for cylinder lock
(longer delivery time)

Additional accessories for all lockers

Door protection and numbering



Design
Order no.
Price

Door protection
also suitable for holding number plate
model 4400-744. Only possible with
cylinder lock models 4900-721, 4900-723,
4900-724, 4900-725



plastic
4400-742

Number plate for easy DIY attachment
above the door protection (please specify
desired 3-digit numbering!), to be used
only in conjunction with door protection,
not suitable for coin-operated
deposit locks



plastic
4400-744







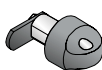
**SAFE-O-MAT
locks** 107 + 165







**Coin-operated deposit
lock** 107

Accessories for assembled box lockers

Turning bolt latch and cylinder locks only for assembled box lockers

| Prices per lock | Basic design | | Optional | | | | |
|--------------------|---|---|---|---|---|---|--|
| | Cylinder lock | Cylinder lock in black with 2 keys | | Lock in moisture-proof design cylinder lock in black | | Turning bolt latch | |
| |  |  | |  |  |  | |
| | up to 1000 different key numbers | up to 6000 different key numbers | via master key system with security certificate* | via master key system without security certificate* | up to 1000 different key numbers | via master key system with security certificate* | via master key system without security certificate* |
| Order no. | 4900-721 | 4900-723 | 4900-724 | 4900-725 | 4900-7212 | 4900-7242 | 4900-7252 |
| Unit price | | | | | | | |
| + Addtl. charge | Standard | | | | | | |






Keys and wristband for cylinder locks

| | Spare keys for cylinder lock | | Spare key for master key system | | Master key for master key system | | Perlon wristband for cylinder locks |
|-----------|--|-----------------------------|--|--------------------------------------|--|--------------------------------------|--|
| |  | |  | |  | |  |
| | Spare key for lock 4900-721 | Spare key for lock 4900-723 | with security certificate* | without security certificate* | with security certificate* | without security certificate* | Please indicate numbering from-to and list desired color no. ¹⁾ |
| Order no. | 0006-21 | 0006-00 | 0010-11 | 0006-00 | 0011-00 | 0012-00 | 8501-05.. |
| Price | | | | | | | |

¹⁾ 51 black
52 white
53 red
55 blue
56 gray
61 green
67 yellow




Additional accessories for all lockers

Key ring

| | Plastic key ring with S-hook, Ø 30 mm, please indicate numbering | | | Optional integrated numbering thanks to self-adhesive film in the embossed label holder (please specify from-to numbering and indicate color ²⁾) | Locker numbering for decor doors (MDF and phenolic HPL), please specify from-to numbering and color ³⁾ |
|-----------|---|---|---|--|--|
| |  |  |  |  |  |
| Design | black | white | aluminum color | self-adhesive | self-adhesive |
| Order no. | 8502-0851 | 8502-0852 | 8502-0862 | 4900-701.. | 4900-749.. |
| Price | | | | | |

Number plates

Please specify numbering

| | Number plates in lock area, self-adhesive, separate for easy DIY assembly | | | | Stainless steel number plate self-adhesive, 30 x 50 x 1.0 mm |
|-----------|--|---|--|-----------------|---|
| |  |  | | |  |
| | with integrated door protection, 123 x 39 x 1.0 mm, only suitable for cylinder locks | | without integrated door protection, 68 x 39 x 1.0 mm, only suitable for cylinder locks | | |
| Design | plastic | Stainless steel | plastic | Stainless steel | Stainless steel |
| Order no. | 4902-0601 | 4901-0601 | 4902-0611 | 4901-0611 | 8501-06 |
| Price | | | | | |

²⁾ 51 black
56 light gray
65 white aluminum

³⁾ 51 black
52 white
56 light gray
65 white aluminum

Can do more than others: S 6000 CAMBIO

C+P Cambio is more than just a locker!

The following facts are what makes this range so incomparable:

- **Innovative ventilation**
and drying by means of the SVL, FVL, or FVLD concepts
- **Optimum use of space and interior design**
thanks to corner, niche, and front end solutions
- **Underbench solutions designed to meet your needs**
for adaptation to any room situation
- **Choice of many materials and colors**
for every taste and every requirement
- **Body and steel doors electrolytically zinc-plated as a standard**
- **Vast interior space** thanks to a body height of 1850 mm plus sub-frame (feet or base)



Lockers




The C+P Cambio locker offers plenty of space for customized solutions, some of which will be shown on the following pages. The range of possibilities is endless: Locker fronts with irradiated/milled motifs, business class designs, electronic locking systems, and much more.

Let us know your ideas and send us your project-specific inquiry! In the world of changing rooms and locker systems, Cambio is the professional solution for nearly all furnishing needs.

For additional furnishing examples from a market leader, please see the Cambio product series brochures or our website at www.cp.de/cambio



The optimum: S 6000 CAMBIO



The Cambio ventilation concepts are explained in detail on pages 90-91



Decor fronts (phenolic HPL)

For our Cambio S 6000 series lockers and assembled box lockers with decor fronts, you can choose from the following decors (other decors on request):



White



Silver gray



Danube maple



Sen ash



Oak Sereno



Ingenious and pleasant for the highest standards.





Feet 130 mm high with protective sleeves, can be adjusted in height from inside and outside



Single- or double-walled doors with insulation:

Single-walled steel doors with closed side profiles for the highest level of stability.
Double-walled doors in sandwich construction with convenient body sound absorption.



Door opening limiter 90° standard design. New design with special heavy-duty, plastic-coated stainless steel cable.

Lockers



Lockers 92




Double-tier lockers 94



Box lockers 96





Z lockers and corner solutions 100



Stainless steel hinge:
For phenolic HPL decor doors



For integration with Cambio: all common mechanical and electronic locking systems, from turning bolt latches to coin-operated locks to electronic locking systems as part of complete building automation (see pages 106, 107, 160-165).



Cylinder lock:
with 2 keys as standard fitting.

S 6000 CAMBIO



Systemized ventilation and drying.

They all have holes and louvers. Somehow ventilation is supposed to be achieved through them. But is that enough?

In C+P Cambio, self-ventilation through the SVL concept® was tested and confirmed in scientific investigations.

Damp clothing dries much quicker in Cambio thanks to the effective flow behavior enforced by its design - guaranteed and without any additional energy input! In addition, the FVL and FVLD concepts are available for special drying tasks.

SVL concept®

Self-Ventilation concept (SVL)
= effective drying without additional ventilation equipment!

(standard)



Applications for the **SVL concept®**:

Can be used for 90% of all drying tasks! Depending on moisture content, clothing may dry in 6-14 hours. The room temperature should be approx. 20° C with a relative humidity of approx. 50% (normal climate in Central Europe).



FVL concept

Forced Ventilation concept (FVL)
means elimination of odors by means of high air flow rates and improved drying thanks to connection to an on-site ventilation system.

(additional equipment)



Applications for the **FVL concept**:

Can be used wherever odors need to be eliminated while performing normal drying tasks. Depending on moisture content, clothing may dry in 6-14 hours. The room temperature should be approx. 20° C with a relative humidity of approx. 50% (normal climate in Central Europe).

FVLD concept

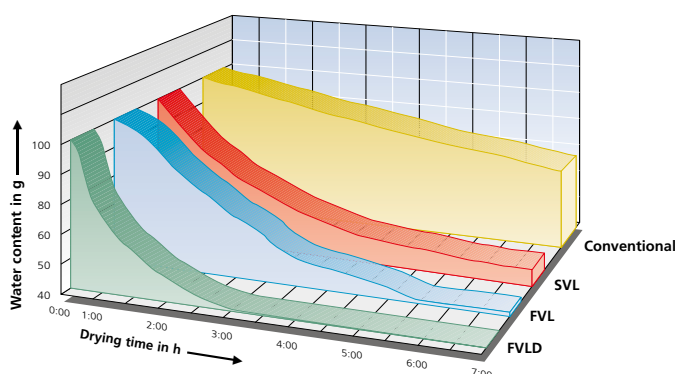
Forced Ventilation concept with Drying (FVLD) means **effective air renewal with an electric dryer** and additional ventilation equipment!

(additional equipment)



Applications for the **FVLD concept**:

Can be used wherever a very high amount of damp clothing must be dried in a short time. Depending on moisture content clothing may take only few hours to dry.



Comparison of the concepts

Comparison of drying of conventional lockers and lockers with the SVL, FVL, and FVLD concept by C+P:

SVL = locker with SVL concept®

FVL = locker with FVL concept

FVLD = locker with FVLD concept

S 6000 CAMBIO

The S 6000 Cambio series offers more:

- Sturdy steel construction with overlay doors and high-quality enamel coating
- **54° slope on the body interior - for high stability and an easy, convenient way to remove clothing**
- **New ventilation system with the SVL concept® as standard feature (see previous page)!**
- Fronts made of steel (single-walled, optionally double-walled or insulated) or phenolic HPL (optional) with wood decor for an even more attractive appearance
- Door hinges for sheet steel doors made of aluminum/plastic
- Door hinges for phenolic HPL decor fronts made of stainless steel
- Door opening limiter 90° for outstanding closing characteristics as standard fittings
- **Body and steel doors electrolytically zinc-plated as a standard**
- Cylinder lock with 2 keys
- **Optimum air circulation due to defined ventilation spaces in front of and behind the storage shelf**
- Sturdy wardrobe rail made of oval profile, 4 twist-proof hooks with system holder, e.g. for coat hangers or movable partitions
- Wide variety of interior fitting solutions for any requirement
- **Slot-in shoe shelf, can be easily retrofitted by users**

- Height adjustment through adjustable plastic feet 130 mm high, can be easily adjusted from inside and outside
- Base height-adjustable
- Wear-resistant plastic feet ensure protection from corrosion
- Sub-frame alternatively with feet or base as well as with spacious storage box or bench on request



- (A) Locker rows or individual lockers** 92
- (B) Corner lockers** 102



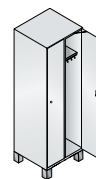
Lockers S 6000 Cambio

with **SVL concept®** and drying guarantee as standard features, see page 90 and 91



(A) Lockers with full-length doors

on **feet** 130 mm high, depth 525 mm.
Clear opening dimensions per door:
1757 x 262/362 x 480 mm (H x W x D),
each compartment with storage shelf,
wardrobe rail and 4 hooks



1. Dimensions and door material

Steel doors single-walled



| Width | 300 | 400 | 600 | 800 |
|--------------|-----------------|-----------------|-----------------|-----------------|
| Height | 1980 | 1980 | 1980 | 1980 |
| Compartments | 1 x 300 | 1 x 400 | 2 x 300 | 2 x 400 |
| CSC | 2 | 3 | 4 | 5 |
| Order no. | 45100-10 | 45100-12 | 45100-20 | 45100-22 |
| Price | | | | |



Steel doors double-walled



| | | | | |
|-----------------|-------------|-------------|-------------|-------------|
| Thickness 19 mm | | | | |
| + Order no. | + 45110-710 | + 45112-710 | + 45120-710 | + 45122-710 |
| + Addtl. charge | | | | |



HPL decor doors



| | | | | |
|-----------------|-------------|-------------|-------------|-------------|
| Thickness 13 mm | | | | |
| + Order no. | + 45110-730 | + 45112-730 | + 45120-730 | + 45122-730 |
| + Addtl. charge | | | | |

2. Body color (see end of catalog for color overview)

Please choose 487

3. Door color (door decor for phenolic HPL design if applicable)

Please choose 487

Standard design of the steel locker doors:

- Single-walled, reinforced steel doors for a high degree of stability, Standard
- Optional: Double-walled doors in sandwich construction with body sound absorption through integrated sturdy honeycomb cardboard providing a pleasant sound behavior

Decor fronts (phenolic HPL)

For our Cambio S 6000 series lockers and assembled box lockers with decor fronts, you can choose from the following decors (other surfaces on request):



White



Silver gray



Danube maple



Sen ash

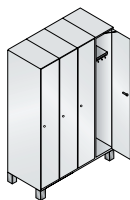
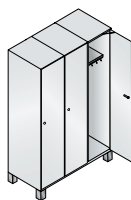
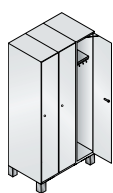


Oak Sereno



Order no. 45100-20

Order no. 45100-20
+ 45120-730 (phenolic HPL decor doors
in Sen ash) + 4500-700 (base)



| 1. | 900 | 1200 | 1200 |
|----|-----------------|-----------------|-----------------|
| | 1980 | 1980 | 1980 |
| | 3 x 300 | 3 x 400 | 4 x 300 |
| | 5 | 6 | 6 |
| | 45100-30 | 45100-32 | 45100-40 |


+ **Base**
instead of feet,
steel design,
100 mm high,
height adjustment



| | Color (standard) | Black gray RAL 7021 |
|----------|------------------|---------------------|
| | Locker height | 1950 |
| + | + Order no. | + 4500-700 |
| | + Addtl. charge | |
| + | + 45130-730 | + 45132-730 |
| | + 45140-730 | |

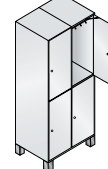
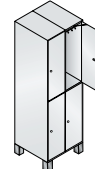
+ **Accessories**
Additional fittings, locks **103** - **107**

S 6000 CAMBIO



A Lockers with 2 tiers

on feet 130 mm high, depth 525 mm.
Clear opening dimensions per door:
862 x 262/362 x 480 mm (H x W x D), each
compartment with wardrobe rail and 4 hooks



1. Dimensions and door material


Steel doors single-walled



| Width | 300 | 400 | 600 | 800 | |
|--------------|-----------------|-----------------|-----------------|-----------------|--|
| Height | 1980 | 1980 | 1980 | 1980 | |
| Compartments | 1 x 300 | 1 x 400 | 2 x 300 | 2 x 400 | |
| CSC | 2 | 3 | 4 | 5 | |
| Order no. | 45101-10 | 45101-12 | 45101-20 | 45101-22 | |
| Price | | | | | |



Steel doors double-walled



| | | | | | |
|-----------------|-------------|-------------|-------------|-------------|--|
| Thickness 19 mm | | | | | |
| + Order no. | + 45210-710 | + 45212-710 | + 45220-710 | + 45222-710 | |
| + Addtl. charge | | | | | |



HPL decor doors



| | | | | | |
|-----------------|-------------|-------------|-------------|-------------|--|
| Thickness 13 mm | | | | | |
| + Order no. | + 45210-730 | + 45212-730 | + 45220-730 | + 45222-730 | |
| + Addtl. charge | | | | | |

2. Body color (see end of catalog for color overview)

Please choose 487

3. Door color (door decor for phenolic HPL design if applicable)

Please choose 487

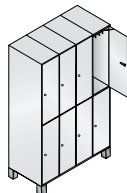
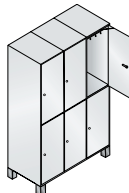
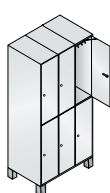
Double-tier lockers



Order no. 45101-20
+ 45220-710 (Steel doors double-walled)



Order no. 45101-20
+ 45220-730 (phenolic HPL decor doors)



| 1. | 900 | 1200 | 1200 |
|----|-----------------|-----------------|-----------------|
| | 1980 | 1980 | 1980 |
| | 3 x 300 | 3 x 400 | 4 x 300 |
| | 5 | 6 | 6 |
| | 45101-30 | 45101-32 | 45101-40 |
| + | + 45230-710 | + 45232-710 | + 45240-710 |
| + | + 45230-730 | + 45232-730 | + 45240-730 |

Accessories
 Additional fittings, locks **103** - **107**

+ **Base**
 instead of feet,
 steel design,
 100 mm high,
 height adjustment



| | |
|------------------|---------------------|
| Color (standard) | Black gray RAL 7021 |
| Locker height | 1950 |
| + Order no. | + 4500-700 |
| + Addtl. charge | |



A Lockers with 3 tiers

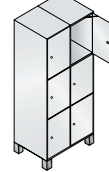
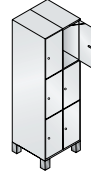
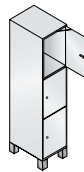
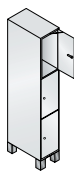
on feet 130 mm high, depth 525 mm.
Clear opening dimensions per door:
562 x 262/362 x 480 mm (H x W x D),
without interior fittings

1. Dimensions and door material

Steel doors single-walled



| Width | 300 | 400 | 600 | 800 |
|--------------|-----------------|-----------------|-----------------|-----------------|
| Height | 1980 | 1980 | 1980 | 1980 |
| Compartments | 1 x 300 | 1 x 400 | 2 x 300 | 2 x 400 |
| CSC | 3 | 4 | 5 | 6 |
| Order no. | 45102-10 | 45102-12 | 45102-20 | 45102-22 |
| Price | | | | |



A Lockers with 4 tiers

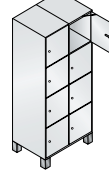
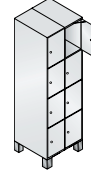
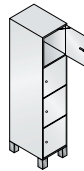
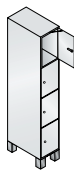
on feet 130 mm high, depth 525 mm.
Clear opening dimensions per door:
412 x 262/362 x 480 mm (H x W x D),
without interior fittings

1. Dimensions and door material

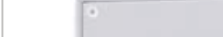
Steel doors single-walled



| Width | 300 | 400 | 600 | 800 |
|--------------|-----------------|-----------------|-----------------|-----------------|
| Height | 1980 | 1980 | 1980 | 1980 |
| Compartments | 1 x 300 | 1 x 400 | 2 x 300 | 2 x 400 |
| CSC | 3 | 4 | 5 | 6 |
| Order no. | 45103-10 | 45103-12 | 45103-20 | 45103-22 |
| Price | | | | |



Steel doors double-walled



| Thickness 19 mm | | | | |
|-----------------|-------------|-------------|-------------|-------------|
| + Order no. | + 45410-710 | + 45412-710 | + 45420-710 | + 45422-710 |
| + Addtl. charge | | | | |



HPL decor doors



| Thickness 13 mm | | | | |
|-----------------|-------------|-------------|-------------|-------------|
| + Order no. | + 45410-730 | + 45412-730 | + 45420-730 | + 45422-730 |
| + Addtl. charge | | | | |

2. Body color (see end of catalog for color overview)



Please choose 487

3. Door color (door decor for phenolic HPL design if applicable)



Please choose 487

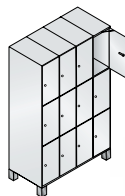
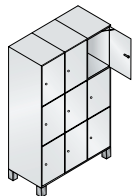
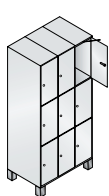
+ **Base**
instead of feet,
steel design,
100 mm high,
height adjustment



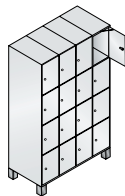
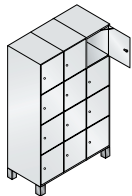
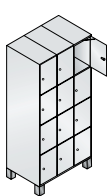
| | |
|------------------|---------------------|
| Color (standard) | Black gray RAL 7021 |
| Locker height | 1950 |
| + Order no. | + 4500-700 |
| + Addtl. charge | |



Order no. 45102-32
+ 4500-700 (base)



| | | | |
|-----------|-----------------|-----------------|-----------------|
| 1. | 900 | 1200 | 1200 |
| | 1980 | 1980 | 1980 |
| | 3 x 300 | 3 x 400 | 4 x 300 |
| | 6 | 7 | 8 |
| | 45102-30 | 45102-32 | 45102-40 |



| | | | |
|-----------|-----------------|-----------------|-----------------|
| 1. | 900 | 1200 | 1200 |
| | 1980 | 1980 | 1980 |
| | 3 x 300 | 3 x 400 | 4 x 300 |
| | 6 | 7 | 8 |
| | 45103-30 | 45103-32 | 45103-40 |

| | | | |
|----------|-------------|-------------|-------------|
| + | + 45430-710 | + 45432-710 | + 45440-710 |
|----------|-------------|-------------|-------------|

| | | | |
|----------|-------------|-------------|-------------|
| + | + 45430-730 | + 45432-730 | + 45440-730 |
|----------|-------------|-------------|-------------|

+ **Accessories**
Additional fittings, locks **103** - **107**



Order no. 45102-20
+ 45420-730 (phenolic HPL decor
doors in Danube maple)
+ 4500-700 (base)

S 6000 CAMBIO



- +** **Base**
instead of feet,
steel design,
100 mm high,
height adjustment

| | |
|------------------|---------------------|
| Color (standard) | Black gray RAL 7021 |
| Locker height | 1950 |
| + Order no. | + 4500-700 |
| + Addtl. charge | |



Order no. 45105-30

A Lockers with 5 tiers

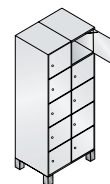
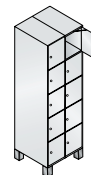
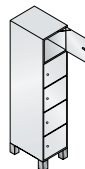
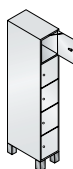
on **feet** 130 mm high, depth 525 mm.
Clear opening dimensions per door:
322 x 262/362 x 480 mm (H x W x D),
without interior fittings

1. Dimensions and door material

Steel doors single-walled



| | | | | | |
|--------------|-----------------|-----------------|-----------------|-----------------|--|
| Width | 300 | 400 | 600 | 800 | |
| Height | 1980 | 1980 | 1980 | 1980 | |
| Compartments | 1 x 300 | 1 x 400 | 2 x 300 | 2 x 400 | |
| CSC | 4 | 5 | 6 | 7 | |
| Order no. | 45104-10 | 45104-12 | 45104-20 | 45104-22 | |
| Price | | | | | |



A Lockers with 6 tiers

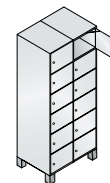
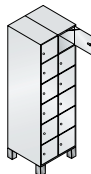
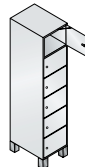
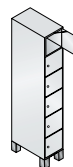
on **feet** 130 mm high, depth 525 mm.
Clear opening dimensions per door:
262 x 262/362 x 480 mm (H x W x D),
without interior fittings

1. Dimensions and door material

Steel doors single-walled




| | | | | | |
|--------------|-----------------|-----------------|-----------------|-----------------|--|
| Width | 300 | 400 | 600 | 800 | |
| Height | 1980 | 1980 | 1980 | 1980 | |
| Compartments | 1 x 300 | 1 x 400 | 2 x 300 | 2 x 400 | |
| CSC | 4 | 5 | 6 | 7 | |
| Order no. | 45105-10 | 45105-12 | 45105-20 | 45105-22 | |
| Price | | | | | |



+

Steel doors double-walled



| | | | | | |
|-----------------|-------------|-------------|-------------|-------------|--|
| Thickness 19 mm | | | | | |
| + Order no. | + 45610-710 | + 45612-710 | + 45620-710 | + 45622-710 | |
| + Addtl. charge | | | | | |

+

HPL decor doors



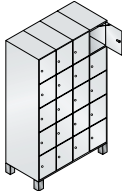
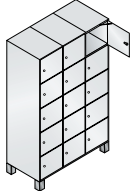
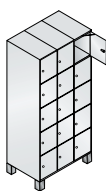

| | | | | | |
|-----------------|-------------|-------------|-------------|-------------|--|
| Thickness 13 mm | | | | | |
| + Order no. | + 45610-730 | + 45612-730 | + 45620-730 | + 45622-730 | |
| + Addtl. charge | | | | | |

2. Body color (see end of catalog for color overview)

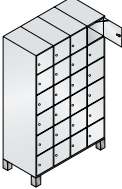
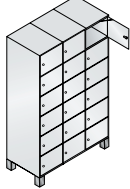
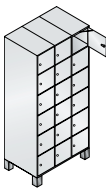
Please choose 487

3. Door color (door decor for phenolic HPL design if applicable)

Please choose 487



| | | | |
|----|-----------------|-----------------|-----------------|
| 1. | 900 | 1200 | 1200 |
| | 1980 | 1980 | 1980 |
| | 3 x 300 | 3 x 400 | 4 x 300 |
| | 8 | 9 | 10 |
| | 45104-30 | 45104-32 | 45104-40 |



| | | | |
|----|-----------------|-----------------|-----------------|
| 1. | 900 | 1200 | 1200 |
| | 1980 | 1980 | 1980 |
| | 3 x 300 | 3 x 400 | 4 x 300 |
| | 8 | 9 | 10 |
| | 45105-30 | 45105-32 | 45105-40 |

| | | | |
|---|-------------|-------------|-------------|
| + | + 45630-710 | + 45632-710 | + 45640-710 |
|---|-------------|-------------|-------------|

| | | | |
|---|-------------|-------------|-------------|
| + | + 45630-730 | + 45632-730 | + 45640-730 |
|---|-------------|-------------|-------------|

| | | |
|---|----------------------------------|-------------------------|
| + | Accessories | |
| | Additional fittings, locks | 103 - 107 |



Z lockers offer more:

- Optimum use of the interior space for 2 users, with low floor-space requirements
- For use in areas that only offer enough space for a double-tier locker but still require long garments to be hung
- **Lots of storage space!** Large, bulky bags or helmets, long garments, shoes, and small objects all have their place
- Excellent view of locker content thanks to the **functional interior arrangement**
- Each compartment has a rail with 3 hooks on the side
- **All users have compartments of exactly the same size**



Vectogram on an phenolic HPL door (optional)



Order no. 45180-224

A Z lockers

on feet 130 mm high,
Each compartment has a rail with
3 hooks on the side

1. Dimensions and door material

HPL decor doors

| | 300 | 400 | 600 | 800 | |
|-------------|------------------|------------------|------------------|------------------|--|
| Width | 300 | 400 | 600 | 800 | |
| Depth | 525 | 525 | 525 | 525 | |
| Height | 1980 | 1980 | 1980 | 1980 | |
| Description | for 2 persons | for 2 persons | for 4 persons | for 4 persons | |
| CSC | 2 | 3 | 4 | 5 | |
| Order no. | 45180-132 | 45180-122 | 45180-234 | 45180-224 | |
| Price | | | | | |

A Z-Combination lockers

on feet 130 mm high, with two Z compartments
each on the left and right, double-tier
compartment in the middle

1. Dimensions and door material

HPL decor doors

| | 900 | 1200 |
|-------------|------------------|------------------|
| Width | 900 | 1200 |
| Depth | 525 | 525 |
| Height | 1980 | 1980 |
| Description | for 6 persons | for 6 persons |
| CSC | 5 | 6 |
| Order no. | 45181-336 | 45181-326 |
| Price | | |



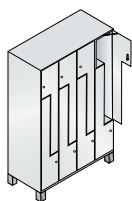
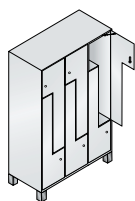
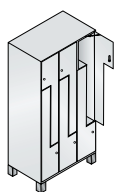
The practical, sturdy wardrobe rail made of oval profile with 3 twist-proof sliding hooks is very user-friendly and allows several garments to be hung at intervals.

2. Body color (see end of catalog for color overview)

Please choose 487

3. Door decor

Please choose 487



1.

900

525

1980

for
6 persons

5

45180-336

1200

525

1980

for
6 persons

6

45180-326

1200

525

1980

for
8 persons

6

45180-438



+ **Base**
instead of feet,
steel design,
100 mm high,
height adjustment

Color (standard)
Locker height

+ Order no.
+ Addtl. charge

Black gray RAL 7021
1950

+ 4500-700



Order no. 45181-326

+ **Accessories**

Additional fittings, locks **103** - **107**


CSC = color surcharge code number

HPL = high-pressure laminate

www.cp-furniture.com



101



B Corner lockers

on feet 130 mm high



1. Dimensions and door material

| Depth | 500/213 | 500/213 |
|---|--|--|
| Height | 1980 | 1980 |
| Clear opening dimensions per door (H x W x D) | 1610 x 262 x 260 | 780 x 262 x 260 |
| Description | with one full-length door, storage shelf and 2 turnable triple hooks | with 2 doors and 2 compartments on top of one another, 2 triple swivel hooks per compartment |
| Steel doors single-walled | CSC | CSC |
| | Order no. | Order no. |
| | Price | Price |

Steel doors single-walled



CSC

Order no.

Price

3


45100-90

3

45101-90



Steel doors double-walled



Thickness 19 mm

+ Order no.

+ Addtl. charge

+ 45110-710

+ 45210-710



HPL decor doors



Thickness 13 mm

+ Order no.

+ Addtl. charge

+ 45110-730

+ 45210-730



2. Body color (see end of catalog for color overview)



Please choose 487

3. Door color (door decor for phenolic HPL design if applicable)



Please choose 487



Accessories

Additional fittings, locks 103 - 107



Base
instead of feet,
steel design,
100 mm high,
height adjustment

| Color (standard) | Black gray RAL 7021 |
|------------------|---------------------|
| Locker height | 1950 |
| + Order no. | + 4500-700 |
| + Addtl. charge | |

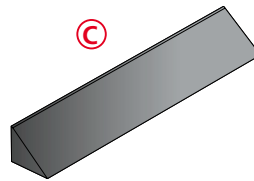


Design variants and accessories



C Slope tops

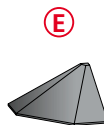
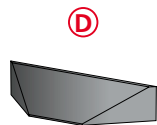
without locker: rear
approx. 230 mm high
(= nothing can be left
on top of the locker)




| for locker width | 300 | 400 | 600 | 800 | 900 | 1200 | 1200 |
|------------------|-----------|-----------|-----------|-----------|-----------|-----------|-----------|
| for compartments | 1 x 300 | 1 x 400 | 2 x 300 | 2 x 400 | 3 x 300 | 3 x 400 | 4 x 300 |
| + Order no. | + 4531-70 | + 4541-70 | + 4532-70 | + 4542-70 | + 4533-70 | + 4543-70 | + 4534-70 |
| + Addtl. charge | | | | | | | |

Slope tops

for corner
on existing
corner locker



| Design | Interior corner | Exterior corner |
|------------------|-----------------|-----------------|
| for compartments | 1 x 300 | 1 x 300 |
| + Order no. | + 4591-70 | + 4590-70 |
| + Addtl. charge | | |



Pairs of doors closing in the middle*

Doors with joint lock,
price **per pair**

| for series | 45100-20 | 45100-22 |
|-----------------|------------|------------|
| Locker width | 600 | 800 |
| + Order no. | + 45107-20 | + 45107-22 |
| + Addtl. charge | | |

Base planking panel

Black gray plastic, 100 mm high,
with bottom sealing lip,
self-adhesive

| per running meter | |
|-------------------|--------------------|
| + Order no. | + 4400-7002 |
| + Addtl charge | |



Experience this space-saving miracle.

Make optimal use of your C+P changing room and locker furniture.

That's no problem with C+P's well thought out locker accessories. The versatile interior fitting solutions ensure that all the space is used. You'll be amazed at all the extras that fit into your C+P steel locker.

Additional fittings in the locker

Shoe tray
made of plastic, removable,
with bottom spacers



4500-707

Order no.
Price

Coat hanger with laundry net
the classic option
for pools, spas, and
similar facilities



8501-04251

Coat hanger with multi-function hooks
As an alternative to the net,
for example for areas
with special hygiene
requirements



8501-04

Towel hanger
movable, for easier
drying of large towels




4500-760

Additional fittings in the housing

Slot-in shoe shelf

installation height
approx. 250 mm,
can be easily retro-
fitted by users



| Design for compartment width | Steel, black gray coating | | Stainless steel | |
|---------------------------------|---------------------------|-----------------|------------------|------------------|
| | 300 | 400 | 300 | 400 |
| Order no. | 4500-765 | 4500-766 | 4500-765E | 4500-766E |
| Price | | | | |

Partitions

below the
storage shelf

made of translucent plastic,
movable and swivel design,
low-maintenance




Partition H x W
1210 x 300
Order no.
4500-705
Price

made of blue linen material,
movable and swivel design,
with several pockets



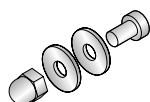
1170 x 450
Order no.
4500-706
Price

Labeling systems 132



Locker connectors for side

(1 set for 2 lockers),
for linking 2 lockers



4500-715

Order no.
Price

Shield panel

exterior,
addtl. charge per compartment, for compartment
rear panel with back-to-back configuration

| Compartment width | 300 | 400 |
|-------------------|----------------|----------------|
| Order no. | 4500-10 | 4500-11 |
| Addtl. charge | | |



Equipment solutions for the locker door

The easy way to keep things neat!

Use the door insides of your C+P changing room and locker furniture as an extra storage area.


Your benefits

- More space inside
- Accessories easy to reach
- Neat storage of even small items
- User-friendly handling
- Suitable for a variety of door materials, please inquire



Additional fittings

Towel holder for steel and decor doors hinged on the right



for compartment width

300

Design for
steel doors

singled-
walled

Order no.
4500-775

Price

double-
walled

Order no.
4500-770R


Design for
decor doors

phenolic HPL doors

Order no.
4500-7703R

Price

Towel and shower gel holder for steel and decor doors hinged on the right



400

singled-
walled

Order no.
4500-776


double-
walled

Order no.
4500-771R

phenolic HPL doors

Order no.
4500-7713R

Flip-flop and shoe holder for steel and decor doors hinged on the right



300

singled-
walled

Order no.
4500-777

400

singled-
walled

Order no.
4500-778

300/400

double-
walled

Order no.
4500-773R

phenolic HPL doors

Order no.
4500-7733

Mirror

for steel and
decor doors, to
be mounted by
the customer



Width x Height

110 x 90 mm

180 x 300 mm

for compartment width

300/400

300/400

Design for
steel/decor
doors

Mirror
small

Order no.
4500-761

Price

Mirror
large

Order no.
4500-762

Locking systems
see next page



Mechanical locking systems

At C+P you can choose from the entire range of mechanical locking systems available on the market. The basic set includes the cylinder lock and two keys. The turning bolt latch for padlocks as well as deposit locks, token-operated locks, or ticket-operated locks can be integrated as well.

Locking no. according to customer requirements

Additional charge per lock

+ Order no.

+ Addtl. charge


for cylinder lock (longer delivery time)

+99



Safety turning bolts as standard design:

It is impossible to destroy the locking mechanism by overwinding because the locking cylinder only engages once the padlock has been removed.



Cylinder lock:

The basic fitting for all Cambio S 6000 lockers. Every lock is supplied with 2 keys. Master key systems are available with or without a security certificate for more safety and convenience.



SAFE-O-MAT deposit lock:

The best-selling classic among coin-operated locks. Available with a traditional master key system or with the innovative PROMAX exchangeable cylinder system.



Coin-operated deposit lock:

The alternative for the basic function of the deposit lock.

For electronic locking systems

and information about the functionalities of SAFE-O-MAT locks, please see pages 160-165



SAFE-O-MAT number plate:

Instead of the sign, silver, please specify numbering (order no. 8501-430).



Coin-operated lock:

As classic deposit or token-operated lock where the coin is kept as a fee for the use of the locker or compartment.



Ticket-operated lock:

The practical solution often used in public swimming facilities: The admission ticket purchased at the machine serves as a deposit at the same time. Staff IDs and club membership cards can be used for this purpose as well. Please inquire with respect to your specific needs.




Accessories

Perlon wristband for cylinder keys

Please indicate numbering from-to and list the desired color no.¹⁾

- ¹⁾ 51 black
52 white
53 red
55 blue
56 gray
61 green
67 yellow

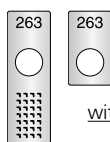


Order no.
Price

8501-05..

Number plates

Please specify numbering



Design
Order no.
Price

with integrated door protection
120 x 38 x 1.0 mm

plastic
4502-0601

Stainless steel
4501-0601

without integrated door protection
65 x 38 x 1.0 mm

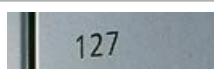
plastic
4502-0611

Stainless steel
4501-0611

Number plates

self-adhesive film

Please specify numbering from-to and color
black (51), white (52), black gray (72),
or white aluminum (65)



Order no.
Price

4400-749..

Number plates





in lock area, self-adhesive, separate for easy DIY assembly,
only suitable for cylinder locks






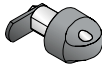
Additional door protection/
number plate.....

84

Cylinder locks

| Prices per lock | Optional | | | | | |
|---|---|---|--|---|---|--|
| Basic design | Cylinder lock in black with 2 keys | | | Lock in moisture-proof design cylinder lock in black | | |
|  |  | | |  |  | |
| up to 1000 different key numbers | up to 6000 different key numbers | via master key system with security certificate* | via master key system without security certificate* | up to 1000 different key numbers | via master key system with security certificate* | via master key system without security certificate* |
| Order no. | 4500-721 | 4500-723 | 4500-724 | 4500-725 | 4500-7212 | 4500-7242 |
| Unit price | | | | | | |
| + Addtl. charge | Standard | | | | | |

Keys and safety turning bolts

| Spare keys for cylinder lock | Spare key for master key system | Master key for master key system | Safety turning bolt for padlock |
|---|---|--|---|
|  |  |  |  |
| Spare key for lock 4500-721 | Spare key for lock 4500-723 | with security certificate* | see left side |
| | | without security certificate* | |
| Order no. | 0006-21 | 0006-00 | 4500-718R |
| Price | | | |

Safe-O-Mat locks

prepared for clipping on number plates. For a detailed description, see page 165

each lock with 1 key

| Twin-coin deposit lock | Token-operated lock twin-coin, multi-use | Ticket/coin-operated lock |
|--|--|---------------------------|
| alternatively use of 1 or 2 Euro coins | set to 2 Euro deposit and 1 Euro cash function | - |
| Order no. | 8500-731R | 8501-40 |
| Addtl. charge | | on request |

Accessories for SAFE-O-MAT locks

| Promax replacement cylinder | Promax emergency key | Sign | Number plate | Wristband set, nylon |
|-----------------------------|-------------------------|------------------------------------|---|--|
| - | (cylinder exchange key) | for exterior, with sign SAFE-O-MAT | instead of the sign (specify numbering) | with metal latch, security screw and key pouch (please specify desired color no. ¹ and numbering) |
| Order no. | 8501-4101 | 8511-00 | 8501-430 | 8501-46.. |
| Unit price | | | | |

- ¹⁾ 51 black
52 white
53 red
55 blue
56 gray
61 green
67 yellow

Token-operated lock twin-coin, multi-use, for a detailed description, see page 165

Coin-operated deposit lock

Brass cylinder with 1 security key, with "standard" master key function, works with 1 Euro coins

| Design | Coin-operated deposit lock | Replacement exchangeable cylinder, unit price |
|-----------------|----------------------------|---|
| Order no. | 8500-745 | 4500-741 |
| + Addtl. charge | | |
| Design | Master key | Removal key |
| Order no. | 8511-20 | 4500-740 |
| Unit price | | |

* much longer delivery time, key made of brass

** Please specify currency or send sample coin

For maximum requirements: S 7000 PREFINO

There are tasks that only specialists can handle. Furnishing changing rooms, for example. Where the crucial bit of extra space, functionality, and design is needed - that's where Prefino comes into play:

- **Extra-large locker capacity**
for more storage space
- **Special interior fittings**
for practical and orderly lockers
- **Absolutely sanitary**
thanks to smooth interior walls and bases
- **Optimum use of space and interior design**
thanks to versatility and reconfiguration options
- **Double-walled design**
for interior lighting, safe and clean online locking systems, and much more
- **Body and steel doors electrolytically zinc-plated as a standard**



Steel



Stainless steel



Phenolic HPL decor

The durable system body made of steel (alternatively stainless steel or aluminum) is the ideal basis for creative door variants in different materials.

For additional furnishing examples from a market leader, please see the Prefino product series brochures or our website at www.cp.de/prefino





Real-wood veneer



Glass with printed motifs



Phenolic HPL with vectogram



Prefino offers countless customization options.

We look forward to your project-specific inquiry and will gladly provide you with an offer tailored to your specific needs.





Have a seat!

Depending on a building's design, a variety of different sub-frames can be utilized with locker systems. Prefino is flexible - and therefore well equipped for any challenge.

In addition to the classic foot and base designs, integrated bench solutions are becoming more and more commonplace. Be it overhanging benches on an existing base, benches built in front with shorter doors, or benches with storage boxes underneath: Prefino is the best choice for an ideal outcome.



All of the sub-frames shown here are very easy to clean, in part thanks to the clear-cut corner solutions. For you, this means extraordinarily sanitary conditions and simple, fast, and therefore cost-effective cleaning. Furthermore, the option with storage boxes underneath offers additional space that has generally gone unused - a true added benefit for visitors.

We look forward to your project-specific inquiry.



Bench with storage box underneath:

The bench surface serves as a lid that can be opened only by the user of the locker. It ensures that bags, helmets, and other items can be stored comfortably and removed easily.



A clean solution.

In areas with high hygiene requirements (such as the food industry), locker systems have to meet special demands. The connection to existing ventilation and extraction systems also requires a professional solution.



Benches in front with phenolic HPL seat:
 This version as well as the variant with storage box underneath can also be retrofitted on request.





Swing-over bench
 This bench serves as the transition from the contaminated area to the clean space. Street shoes remain on the contaminated side.



In addition, this also requires suitable supplementary products, such as swing-over benches, over which employees move from the "contaminated area" to the "clean area". C+P offers the perfect range for these furnishing tasks.



The highlight: S 7000 PREFINO



Sanitary and easy to clean

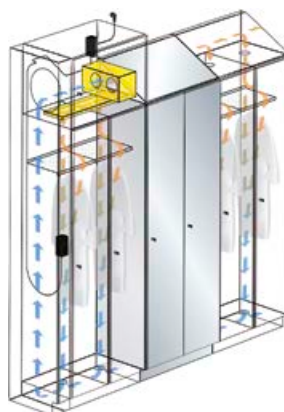
Thanks to the smooth interior walls and bases, "dirty corners" are a concept unknown to Prefino. The double walls offer a safe installation space for interior lighting, online locking systems, ventilation and extraction systems, and much more - a novelty on the market!

Smooth interior walls - and endless possibilities behind them



The Prefino ventilation concept


Drying and ventilation play a major role in locker design. In Prefino lockers, the optimized air flow design allows clothing to dry much faster than in conventional lockers. It offers options ranging from the effective self-drying concept (SVL) all the way to forced ventilation with an integrated dryer. (See illustration)



The allrounder for special furnishing needs.



Steel doors: Double-walled and insulated, 19 mm thick, offers unlimited color coating options.



Phenolic HPL doors: Made of high-pressure laminate, 13 mm thick and available in a variety of appealing decors.



Glass doors: Made of colored, enameled safety glass, 8 mm thick, for a particularly classy design.



Labeling and orientation: Customized numbering and pictograms (monitors integrated in the glass or mirror panel on request).

Lockers



Lockers 114



Double-tier lockers 116



Box lockers 118



Z lockers Business Class 126



Glass shelves: Made of safety glass, 8 mm thick, as an elegant and stylish solution for the interior.



Monitor and LED lighting: Can be integrated behind the attractive mirror panels.



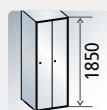
All common mechanical and electronic locking systems can be integrated in Prefino: From turning bolt latches to coin-operated locks to electronic online locking systems with central display, which also provides information about the free and occupied lockers.



S 7000 PREFINO

The S 7000 Prefino series offers more:

- Sturdy steel construction with multi-functional modular system, overlay doors and high-quality enamel coating
- **Spacious body height of 1850 mm (1950 mm incl. feet or base)**
- **Body and steel doors electrolytically zinc-plated as a standard**
- Fronts made of steel, optionally phenolic HPL with wood decor or enameled glass for an even more attractive appearance
- Double-walled design for high stability
- **Smooth interior walls - sanitary and easy to clean**
- Compartment sizes can also be retrofitted later
- Door opening limiter 90° and doorstop silencers for outstanding closing characteristics as standard fittings
- Cylinder lock with 2 keys
- **Novel slanted roof (optional)**
- Perforated storage shelf for improved ventilation
- Sturdy wardrobe rail made of oval profile with 4 twist-proof double coat hooks and different positioning options for optimum adjustment to user behavior
- Wide variety of interior fitting solutions for any requirement
- Sub-frame alternatively with feet or base as well as with spacious storage box or bench on request
- Optimum ventilation, alternatively through SVL (self-ventilation), FVL (forced ventilation), or FVLD concept (forced ventilation with dryer)
- Glass doors always supplied in disassembled state for safe transportation



Spacious body height



Slanted roof



Smooth interior walls



Different sub-frames



Can be reconfigured



Wood decor fronts (phenolic HPL)



Glass fronts (enameled)



Steel fronts with sound absorption

A Lockers with full-length doors

on **feet** 100 mm high, depth 525 mm.
Clear opening dimensions per door:
1810 x 262/362 x 478 mm (H x W x D),
each compartment with storage shelf,
wardrobe rail and 4 hooks



1. Dimensions and door material

Steel doors



| Width | 300 | 400 | 600 | 800 | |
|--------------|-----------------|-----------------|-----------------|-----------------|--|
| Height | 1950 | 1950 | 1950 | 1950 | |
| Compartments | 1 x 300 | 1 x 400 | 2 x 300 | 2 x 400 | |
| CSC | 2 | 3 | 4 | 5 | |
| Order no. | 46110-10 | 46110-12 | 46110-20 | 46110-22 | |
| Price | | | | | |



HPL decor doors



Thickness 13 mm

+ Order no.

+ Addtl. charge

+ 46110-730


+ 46112-730

+ 46120-730

+ 46122-730



Glass doors



Thickness 8 mm

+ Order no.

+ Addtl. charge

+ 46110-750

+ 46112-750

+ 46120-750

+ 46122-750

2. Body color (see end of catalog for color overview)

Please choose 487

3. Door color (door decor for phenolic HPL design + glass colors if applicable)

Please choose 487

+ Accessories

Additional fittings, locks 128 - 135




Steel side panel

Can be used for right or left side.



One panel required for each visible outer surface per row of lockers.

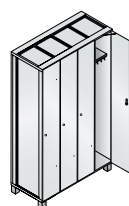
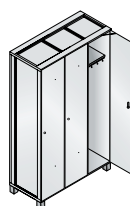
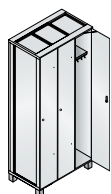
| | |
|-----------------|------------|
| Height | 1850 |
| Depth | 500 |
| CSC | 1 |
| + Order no. | + 4600-716 |
| + Addtl. charge | |



- A** Locker rows or individual lockers..... 114
- B** Side panel.....from 114
- C** Mirror panel 130
- D** Smooth top plate..... 128
- E** Various slanted roof designs 128



Order no. 46120-30
 + 46130-730 (phenolic HPL decor
 doors in Oak Sereno)
 + 4600-716 (steel side panel)



| 1. | 900 | 1200 | 1200 |
|----|-----------------|-----------------|-----------------|
| | 1950 | 1950 | 1950 |
| | 3 x 300 | 3 x 400 | 4 x 300 |
| | 5 | 6 | 6 |
| | 46110-30 | 46110-32 | 46110-40 |
| + | + 46130-730 | + 46132-730 | + 46140-730 |
| + | + 46130-750 | + 46132-750 | + 46140-750 |



+ **Base**
 instead of feet,
 steel design,
 100 mm high,
 approx. 60 mm
 height adjustment

| | |
|------------------|---------------------|
| Color (standard) | Black gray RAL 7021 |
| Locker height | 1950 |
| Order no. | ...2-... |
| + Addtl. charge | |



Order no. 46110-20
 + 4600-716 (steel side panel)



Order no. 46210-20
+ 4600-716 (steel side panel)

A Lockers with 2 tiers

on feet 100 mm high, depth 525 mm.
Clear opening dimensions per door:
895 x 262/362 x 478 mm (H x W x D),
each compartment with wardrobe rail
and 4 hooks



1. Dimensions and door material

Steel doors



| Width | 300 | 400 | 600 | |
|--------------|-----------------|-----------------|-----------------|--|
| Height | 1950 | 1950 | 1950 | |
| Compartments | 1 x 300 | 1 x 400 | 2 x 300 | |
| CSC | 2 | 3 | 4 | |
| Order no. | 46210-10 | 46210-12 | 46210-20 | |
| Price | | | | |



HPL decor doors



Thickness 13 mm
+ Order no.
+ Addtl. charge

+ 46110-730

+ 46112-730

+ 46120-730



Glass doors



Thickness 8 mm
+ Order no.
+ Addtl. charge

+ 46210-750

+ 46212-750

+ 46220-750

2. Body color (see end of catalog for color overview)



Please choose 487

3. Door color (door decor for phenolic HPL design + glass colors if applicable)



Please choose 487



Steel side panel

Can be used for
right or left side.



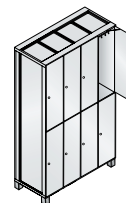
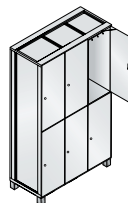
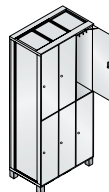
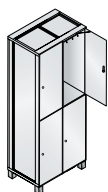
**One panel required
for each visible
outer surface per
row of lockers.**

| | |
|-----------------|------------|
| Height | 1850 |
| Depth | 500 |
| CSC | 1 |
| + Order no. | + 4600-716 |
| + Addtl. charge | |



Accessories

Additional fittings, locks 128 - 135



1.

800

1950

2 x 400

5

46210-22

900

1950

3 x 300

5

46210-30

1200

1950

3 x 400

6

46210-32

1200

1950

4 x 300

6

46210-40

+

+ 46122-730

+ 46130-730

+ 46132-730

+ 46140-730

+

+ 46222-750

+ 46230-750

+ 46232-750

+ 46240-750

+

Base

instead of feet,
steel design,
100 mm high,
approx. 60 mm
height adjustment

Color (standard)

Black gray RAL 7021

Locker height

1950

Order no.

...2.-..

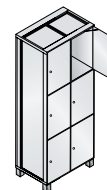
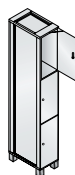
+ Addtl. charge



S 7000 PREFINO

A Lockers with 3 tiers

on feet 100 mm high, depth 525 mm.
Clear opening dimensions per door:
590 x 262/362 x 478 mm (H x W x D),
without interior fittings



1. Dimensions and door material

Steel doors



| Width | 300 | 400 | 600 | 800 | |
|--------------|-----------------|-----------------|-----------------|-----------------|--|
| Height | 1950 | 1950 | 1950 | 1950 | |
| Compartments | 1 x 300 | 1 x 400 | 2 x 300 | 2 x 400 | |
| CSC | 3 | 4 | 5 | 6 | |
| Order no. | 46310-10 | 46310-12 | 46310-20 | 46310-22 | |
| Price | | | | | |

+

HPL decor doors



Thickness 13 mm

+ Order no.

+ Addtl. charge

+ 46110-730

+ 46112-730

+ 46120-730

+ 46122-730

+

Glass doors



Thickness 8 mm

+ Order no.

+ Addtl. charge

+ 46310-750

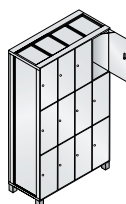
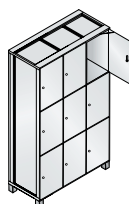
+ 46312-750

+ 46320-750

+ 46322-750




Order no. 46310-22
+ 4600-716 (steel side panel)




| 1. | 900 | 1200 | 1200 |
|----|-----------------|-----------------|-----------------|
| | 1950 | 1950 | 1950 |
| | 3 x 300 | 3 x 400 | 4 x 300 |
| | 6 | 7 | 8 |
| | 46310-30 | 46310-32 | 46310-40 |

| | | | |
|---|-------------|-------------|-------------|
| + | + 46130-730 | + 46132-730 | + 46140-730 |
|---|-------------|-------------|-------------|

| | | | |
|---|-------------|-------------|-------------|
| + | + 46330-750 | + 46332-750 | + 46340-750 |
|---|-------------|-------------|-------------|

2. **Body color** (see end of catalog for color overview)
 Please choose **487**

3. **Door color** (door decor for phenolic HPL design + glass colors if applicable)
 Please choose **487**

+

Steel side panel
 Can be used for right or left side.
One panel required for each visible outer surface per row of lockers.

| | |
|-----------------|------------|
| Height | 1850 |
| Depth | 500 |
| CSC | 1 |
| + Order no. | + 4600-716 |
| + Addtl. charge | |

+

Base
 instead of feet, steel design, 100 mm high, approx. 60 mm height adjustment

| | |
|------------------|---------------------|
| Color (standard) | Black gray RAL 7021 |
| Locker height | 1950 |
| Order no. | ...2.-.. |
| + Addtl. charge | |



+

Accessories
 Additional fittings, locks **128** - **135**

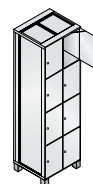


Order no. 46320-30
 + 46130-730 (phenolic HPL
 decor doors in Oak Serena)
 + 4600-716 (steel side panel)



A Lockers with 4 tiers

on feet 100 mm high, depth 525 mm.
Clear opening dimensions per door:
437 x 262/362 x 478 mm (H x W x D),
without interior fittings



1. Dimensions and door material

Steel doors



| Width | 300 | 400 | 600 | 800 | |
|--------------|-----------------|-----------------|-----------------|-----------------|--|
| Height | 1950 | 1950 | 1950 | 1950 | |
| Compartments | 1 x 300 | 1 x 400 | 2 x 300 | 2 x 400 | |
| CSC | 3 | 4 | 5 | 6 | |
| Order no. | 46410-10 | 46410-12 | 46410-20 | 46410-22 | |
| Price | | | | | |

+

HPL decor doors



Thickness 13 mm
+ Order no.
+ Addtl. charge

+ 46110-730

+ 46112-730

+ 46120-730

+ 46122-730

+

Glass doors



Thickness 8 mm
+ Order no.
+ Addtl. charge

+ 46410-750

+ 46412-750

+ 46420-750

+ 46422-750

2. Body color (see end of catalog for color overview)

Please choose 487

3. Door color (door decor for phenolic HPL design + glass colors if applicable)

Please choose 487

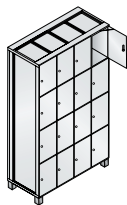
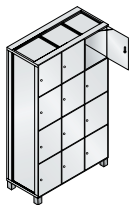


+ **Steel side panel**
Can be used for right or left side.
B **One panel required for each visible outer surface per row of lockers.**

| | |
|-----------------|------------|
| Height | 1850 |
| Depth | 500 |
| CSC | 1 |
| + Order no. | + 4600-716 |
| + Addtl. charge | |



Order no. 46420-40
+ 4600-716 (steel side panel)



| | | | |
|-----------|-----------------|-----------------|-----------------|
| 1. | 900 | 1200 | 1200 |
| | 1950 | 1950 | 1950 |
| | 3 x 300 | 3 x 400 | 4 x 300 |
| | 6 | 7 | 8 |
| | 46410-30 | 46410-32 | 46410-40 |

| | | | |
|----------|-------------|-------------|-------------|
| + | + 46130-730 | + 46132-730 | + 46140-730 |
| + | + 46430-750 | + 46432-750 | + 46440-750 |

+ **Accessories**
Additional fittings, locks **128** - **135**

+ **Base**
instead of feet,
steel design,
100 mm high,
approx. 60 mm height
adjustment



| | |
|------------------|---------------------|
| Color (standard) | Black gray RAL 7021 |
| Locker height | 1950 |
| Order no. | ...2.-... |
| + Addtl. charge | |

S 7000 PREFINO



A Lockers with 5 tiers

on **feet** 100 mm high, depth 525 mm.
Clear opening dimensions per door:
346 x 262/362 x 478 mm (H x W x D),
without interior fittings

1. Dimensions and door material

Steel doors

Width

300

400

Height

1950

1950

Compartments

1 x 300

1 x 400

CSC

4

5

Order no.

46510-10

46510-12

Price



HPL decor doors

Thickness 13 mm

+ Order no.

+ 46110-730

+ 46112-730

+ Addtl. charge



Glass doors

Thickness 8 mm

+ Order no.

+ 46510-750

+ 46512-750

+ Addtl. charge



2. Body color (see end of catalog for color overview)



Please choose **487**



3. Door color (door decor for phenolic HPL design + glass colors if applicable)



Please choose **487**



Steel side panel

Can be used for
right or left side.



**One panel required
for each visible
outer surface per
row of lockers.**

Height

1850

Depth

500

CSC

1

+ Order no.

+ 4600-716

+ Addtl. charge



Base

instead of feet,
steel design, 100 mm
high, approx. 60 mm
height adjustment

Color (standard)

Black gray RAL 7021

Locker height

1950

Order no.

...2.-..

+ Addtl. charge

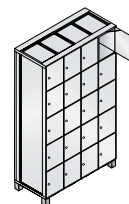
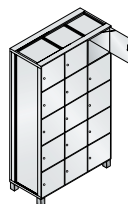
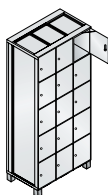
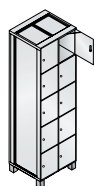


Accessories

Additional fittings, locks **128** - **135**



Box lockers



| 1. | 600 | 800 | 900 | 1200 | 1200 |
|----|-----------------|-----------------|-----------------|-----------------|-----------------|
| | 1950 | 1950 | 1950 | 1950 | 1950 |
| | 2 x 300 | 2 x 400 | 3 x 300 | 3 x 400 | 4 x 300 |
| | 6 | 7 | 8 | 9 | 10 |
| | 46510-20 | 46510-22 | 46510-30 | 46510-32 | 46510-40 |

| | | | | | |
|---|-------------|-------------|-------------|-------------|-------------|
| + | + 46120-730 | + 46122-730 | + 46130-730 | + 46132-730 | + 46140-730 |
|---|-------------|-------------|-------------|-------------|-------------|

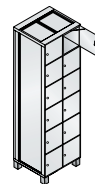
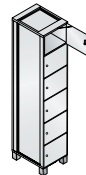
| | | | | | |
|---|-------------|-------------|-------------|-------------|-------------|
| + | + 46520-750 | + 46522-750 | + 46530-750 | + 46532-750 | + 46540-750 |
|---|-------------|-------------|-------------|-------------|-------------|



S 7000 PREFINO

A Lockers with 6 tiers

on feet 100 mm high, depth 525 mm.
Clear opening dimensions per door:
285 x 262/362 x 478 mm (H x W x D),
without interior fittings



1. Dimensions and door material

Steel doors



| Width | 300 | 400 | 600 | |
|--------------|-----------------|-----------------|-----------------|--|
| Height | 1950 | 1950 | 1950 | |
| Compartments | 1 x 300 | 1 x 400 | 2 x 300 | |
| CSC | 4 | 5 | 6 | |
| Order no. | 46610-10 | 46610-12 | 46610-20 | |
| Price | | | | |



HPL decor doors

Thickness 13 mm

+ Order no.

+ 46110-730

+ Addtl. charge

+ 46112-730

+ 46120-730



Glass doors

Thickness 8 mm

+ Order no.


+ 46610-750

+ Addtl. charge


+ 46612-750

+ 46620-750

2. Body color (see end of catalog for color overview)

 Please choose **487**

3. Door color (door decor for phenolic HPL design + glass colors if applicable)

 Please choose **487**



Steel side panel

Can be used for right or left side.



One panel required for each visible outer surface per row of lockers.

| | |
|-----------------|------------|
| Height | 1850 |
| Depth | 500 |
| CSC | 1 |
| + Order no. | + 4600-716 |
| + Addtl. charge | |



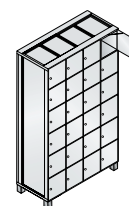
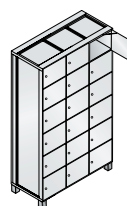
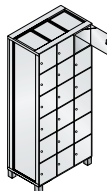
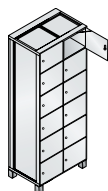
Accessories

Additional fittings, locks **128** - **135**



Order no. 46620-32
+ 46132-730 (phenolic HPL
decor doors in Danube maple)
+ 4600-716 (steel side panel)

Box lockers



| | | | | |
|-----------|-----------------|-----------------|-----------------|-----------------|
| 1. | 800 | 900 | 1200 | 1200 |
| | 1950 | 1950 | 1950 | 1950 |
| | 2 x 400 | 3 x 300 | 3 x 400 | 4 x 300 |
| | 7 | 8 | 9 | 10 |
| | 46610-22 | 46610-30 | 46610-32 | 46610-40 |
| + | + 46122-730 | + 46130-730 | + 46132-730 | + 46140-730 |
| + | + 46622-750 | + 46630-750 | + 46632-750 | + 46640-750 |

+ **Base**
instead of feet,
steel design,
100 mm high, approx.
60 mm height adjustment

| | |
|------------------|---------------------|
| Color (standard) | Black gray RAL 7021 |
| Locker height | 1950 |
| Order no. | ..2.-.. |
| + Addtl. charge | |



Vitas benches

see page..... **173**

CSC = color surcharge code number
HPL = high-pressure laminate

S 7000 PREFINO

Business Class Z lockers offer you more:

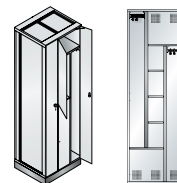
- Optimum use of the interior space for 2 users, with low floor-space requirements
- **Lots of storage space!** Large, bulky bags or helmets, long garments, shoes, and small objects all have their place
- Excellent view of locker content thanks to the **functional interior arrangement**
- **No troublesome door projections** like in conventional Z lockers, meaning there is no risk of injury
- **All users have compartments of exactly the same size**
- **Uniform appearance** with a harmonious mix of small and large doors that fits well into any room

4 x order no. 46226-20
as a block with a vectogram



A Z lockers Business Class

on **base** 100 mm high, depth 525 mm, for use in areas that only offer enough space for a double-tier locker but still require long garments to be hung. Every compartment with wardrobe rail and 3 double coat hooks



1. Dimensions and door material

HPL decor doors



| | |
|--------------|----------|
| Width | 600 |
| Height | 1950 |
| Compartments | 1 x 600 |
| CSC | 4 |
| Order no. | 46226-20 |
| Price | |

2. Body color (see end of catalog for color overview)

☐ ☐ ☐ ☐ ☐ ☐ ☐ Please choose 487

3. Door decor

☐ ☐ ☐ ☐ ☐ ☐ ☐ Please choose 487



4 x order no. 46226-20
as a block with equipment panels
and slanted roof

+ Accessories

Additional fittings, locks [128](#) - [135](#)



Security compartment
instead of the hat shelf
(available as an option)



Vectogram on an phenolic HPL
door (available as an option)



Electronic online locking
systems (available as an
option)



C+P double coat hooks:
Oval special changing room rail
with twist-proof double sliding
hooks. Can support a large
load and is very easy to use.





F Side cover panel for slanted roof

to be mounted individually
or back to back

| | | |
|------------------|------------------|------------------|
| for locker depth | 525 | |
| Order no. | 4604-710L | 4604-710R |
| + Addtl. charge | | |

Pairs of doors closing in the middle*

Doors with joint lock,
addtl. charge **per pair**

| | | |
|------------------|-----------------|-----------------|
| for locker width | 600 | 800 |
| Order no. |2-.. |2-.. |
| + Addtl. charge | | |



D Smooth top plate

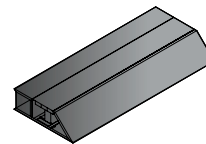
made of steel,
for locker depth 525 mm

| | | | | | | | |
|------------------|-----------------|-----------------|-----------------|-----------------|-----------------|-----------------|-----------------|
| for locker width | 300 | 400 | 600 | 800 | 900 | 1200 | 1200 |
| for compartments | 1 x 300 | 1 x 400 | 2 x 300 | 2 x 400 | 3 x 300 | 3 x 400 | 4 x 300 |
| Order no. | 4600-760 | 4600-761 | 4600-762 | 4600-763 | 4600-764 | 4600-765 | 4600-765 |
| + Addtl. charge | | | | | | | |




E Slanted roof

empty, for coverage of
equipment intalled
on-site,
**for locker depth
525 mm**

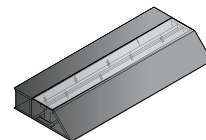


| | | | | | | | |
|------------------|----------------|----------------|----------------|----------------|----------------|----------------|----------------|
| for locker width | 300 | 400 | 600 | 800 | 900 | 1200 | 1200 |
| for compartments | 1 x 300 | 1 x 400 | 2 x 300 | 2 x 400 | 3 x 300 | 3 x 400 | 4 x 300 |
| Order no. | 4604-10 | 4604-12 | 4604-20 | 4604-22 | 4604-30 | 4604-32 | 4604-32 |
| + Addtl. charge | | | | | | | |



E Slanted roof with lighting

with integrated furniture
light incl.
illuminant, color white,
**for locker depth
525 mm**

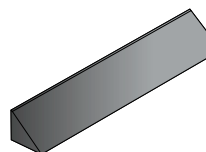


| | | | | | | | |
|------------------|------------|------------|-----------------|-----------------|-----------------|-----------------|-----------------|
| for locker width | 300 | 400 | 600 | 800 | 900 | 1200 | 1200 |
| for compartments | 1 x 300 | 1 x 400 | 2 x 300 | 2 x 400 | 3 x 300 | 3 x 400 | 4 x 300 |
| Order no. | - | - | 4604-200 | 4604-220 | 4604-300 | 4604-320 | 4604-320 |
| + Addtl. charge | | | | | | | |

We also offer project-specific additional variants, for example
with colored light for spa areas or prepared for existing
ventilation systems.

Slope tops

without locker: rear
approx. 230 mm high
(= nothing can remain
on the locker!)



| | | | | | | | |
|------------------|----------------|----------------|----------------|----------------|----------------|----------------|----------------|
| for locker width | 300 | 400 | 600 | 800 | 900 | 1200 | 1200 |
| for compartments | 1 x 300 | 1 x 400 | 2 x 300 | 2 x 400 | 3 x 300 | 3 x 400 | 4 x 300 |
| Order no. | 4631-70 | 4641-70 | 4632-70 | 4642-70 | 4633-70 | 4643-70 | 4643-70 |
| + Addtl. charge | | | | | | | |

**The novel Prefino slanted
roof solution:**
Offers lots of space for
functional ideas - from housing
ventilation and supply lines to
completely integrated indirect
lighting.

Design variants and accessories

Additional fittings in the locker

Shoe tray
made of plastic, removable, with bottom spacers



4500-707

Coat hanger with laundry net
the classic option for pools, spas, and similar facilities



8501-04251

Coat hanger with multi-function hooks
as an alternative to the net, for example for areas with special hygiene requirements



8501-04

Towel hanger
movable, for easier drying of large towels



4500-760

Order no.
Price


Additional fittings on the locker door

Mirror
to be mounted by the customer, 300 x 180 mm (H x W)




phenolic HPL and steel
300/400
4500-762

Towel holder
for doors hinged on right




phenolic HPL steel
300 300
4600-7703R 4600-770R

Towel and shower gel holder
for doors hinged on right



phenolic HPL steel
400 400
4600-7713R 4600-771R

Flip-flop and shoe holder




phenolic HPL steel
300/400 300/400
4600-7733 4600-773

for doors made of
for compartment width
Order no.
Price

Glass shelf

made of safety glass,
8 mm thick,
addtl. charge per shelf




for compartment width
Order no.
Price

300 400
4600-580 4600-582

Steel shelf

perforated, in body color,
additional charge per shelf



for compartment width
Order no.
Price

300 400
4600-89 4602-89

Vitas benches

see page..... **173**



Mirror panels

Prefino offers a range of different end face plates to enhance both the function and the appearance of the ends of locker rows, which often go unused.

The panels with integrated mirrors with or without deposit areas, with sockets or lighting, allow for customized options for this space.

They can either be attached to lockers or simply to the walls of a room.



C End face plate
to be attached to the side of the locker row, **for locker depths of 525 mm**
For additional mirror panel options, please submit a project-specific inquiry.

Locker configuration
single-row



Locker configuration
back to back



Width
Height

500
1850

1000
1850



Mirror full surface

Order no.
Price

4010-185050

4010-185100



Mirror full surface and 2 LED lights behind the mirror

Order no.
Price

-

4011-185100



Mirror full surface, deposit area with 2 sockets, 2 LED lights behind the mirror

Order no.
Price

-

4012-185100

Accessories for lockers



**Lots of other design
and veneering options await you.**

We look forward to your project-specific inquiry.



Labeling and orientation

What good is the best changing room facility if you keep getting lost in it? C+P labeling systems put an end to this problem. From simple numbering of steel lockers, to graphically supported signs – you're in the perfect place here! Orientation is more than just a small detail.

For you this means:

You save time and money, avoid unnecessary hassles, and you have a functional and attractive solution from the very start.

Everything from a single source – everything from C+P!




Locker numbering front inscription

- Digit combination with **3** characters each
- Choice of 2 colors (white aluminum or black gray – **please specify**)
- Numbering according to customer requirements (**please specify**)

approx. 40 mm
019
approx. 20 mm

| Color | White aluminum | Black gray |
|-----------|-------------------|-------------------|
| Order no. | 4500-74965 | 4500-74972 |
| Price | | |



Locker row signs

- Digit combination with **7** characters each
- Choice of 2 colors (white aluminum or black gray – **please specify**)
- Numbering from ... to ... according to customer requirements (**please specify**)

approx. 200 mm
500-529
approx. 37 mm

| Color | White aluminum | Black gray |
|-----------|-------------------|-------------------|
| Order no. | 4500-75065 | 4500-75072 |
| Price | | |

Note: The designs on this page are only examples of our extensive overall range. We look forward to your project-specific inquiry!



Room orientation with pictograms

- Pictograms for any location
- Choice of 2 colors (white aluminum or black gray – **please specify**)
- More pictograms on request
- Always includes text

| Color | White aluminum | Black gray |
|-----------|------------------|------------------|
| Order no. | 4493-..65 | 4493-..72 |
| Price | | |

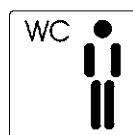
Here a few examples:

Locker room



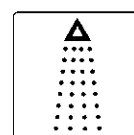
Order no. 4493-06

Men's restroom



Order no. 4493-21

Shower



Order no. 4493-23

Snack bar



Order no. 4493-26

Further pictograms:

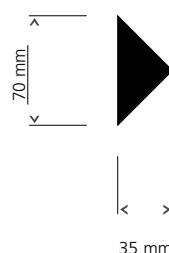
| Designation | Order no.* | Designation | Order no.* | Designation | Order no.* |
|-----------------------|------------|-----------------------------------|------------|--------------------------------|------------|
| Security compartment | 4493-00.. | First aid | 4493-09.. | Restroom - handicapped persons | 4493-17.. |
| Changing room - men | 4493-01.. | Sauna | 4493-10.. | Indoor swimming pool | 4493-18.. |
| Changing room - women | 4493-02.. | Locker room - families | 4493-11.. | Parking lot | 4493-19.. |
| Reception | 4493-03.. | Locker room - handicapped persons | 4493-12.. | Bare feet | 4493-20.. |
| Restaurant | 4493-04.. | Tanning booth | 4493-13.. | Restroom - women | 4493-22.. |
| Gym | 4493-05.. | Outdoor swimming pool | 4493-15.. | Escape route | 4493-24.. |
| Telephone | 4493-08.. | Restroom | 4493-16.. | Mothers' and babies' room | 4493-25.. |

* Please specify no. 65 for white aluminum or 72 for black gray.

Arrows to show direction

- Complementing locker numbering and pictograms
- Available in 2 colors

| Color | White aluminum | Black gray |
|-----------|------------------|------------------|
| Order no. | 4493-2765 | 4493-2772 |
| Price | | |



Examples: Pictograms with arrow



Note: The usual designs are shown on this page. Other variants are possible.
We look forward to your project-specific inquiry!

Mechanical locking systems

At C+P you can choose from the entire range of mechanical locking systems available on the market. The basic fitting is the cylinder lock and 2 keys. The turning bolt latch for padlocks as well as deposit locks, token-operated locks, or ticket-operated locks can be integrated as well.

| Locking no. according to customer requirements | for cylinder lock (longer delivery time) |
|--|--|
| Additional charge per lock | |
| + Order no. | +99 |
| + Addtl. charge | |



Safety turning bolts as standard design:
It is impossible to destroy the locking mechanism by overwinding because the locking cylinder only engages once the padlock has been removed.



Cylinder lock:
The basic fitting for all S 7000 Prefino lockers. Every lock is supplied with 2 keys. Master key systems are available with or without a security certificate for more safety and convenience.



SAFE-O-MAT deposit lock:
The best-selling classic among coin-operated locks. Available with traditional master key system or with the innovative PROMAX exchangeable cylinder system.



Coin-operated deposit lock:
The alternative for the basic function of the deposit lock.

For electronic locking systems and information about the functionalities of SAFE-O-MAT locks, please see pages 160-165



SAFE-O-MAT number plate:
Instead of the sign, silver, please specify numbering (order no. 8501-430).



Coin-operated lock:
As classic deposit or token-operated lock where the coin is kept as a fee for the use of the locker or compartment.



Ticket-operated lock:
The practical solution often used in public swimming facilities: The admission ticket purchased at the machine serves as a deposit at the same time. Staff IDs and club membership cards can be used for this purpose as well. Please submit a project-specific inquiry.




Accessories

Perlon wristband for cylinder keys

Please indicate numbering from - to and list the desired color no.
1)

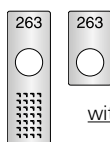
- 1) 51 black
52 white
53 red
55 blue
56 gray
61 green
67 yellow



Order no. **8501-05..**
Price

Number plates

Please specify numbering



| Design | plastic | Stainless steel | plastic | Stainless steel |
|-----------|------------------|------------------|------------------|------------------|
| Order no. | 4502-0601 | 4501-0601 | 4502-0611 | 4501-0611 |
| Price | | | | |

Number plates

self-adhesive film

Please specify numbering from-to and color black (51), white (52), black gray (72), or white aluminum (65)



Order no. **4500-749..**
Price

Number plates

in lock area, self-adhesive, separate for easy DIY assembly, only suitable for cylinder locks





with integrated door protection
120 x 38 x 1.0 mm

without integrated door protection
65 x 38 x 1.0 mm




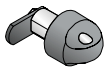


Additional door protection/
number plate..... 84

Cylinder locks

| Prices per lock | Basic design | Optional | | | | | |
|-----------------|---|---|---|---|---|---|--|
| | Cylinder lock | Cylinder lock in black with 2 keys | | Lock in moisture-proof design cylinder lock in black | | | |
| |  |  | |  |  | | |
| | up to 1000 different key numbers | up to 6000 different key numbers | via master key system with security certificate* | via master key system without security certificate* | up to 1000 different key numbers | via master key system with security certificate* | via master key system without security certificate* |
| Order no. | 4600-721 | 4600-744 | 4600-734 | 4600-724 | 4600-7212 | 4600-7342 | 4600-7242 |
| Unit price | | | | | | | |
| + Addtl. charge | Standard | | | | | | |

Keys and safety turning bolts

| | Spare keys for cylinder lock | | Spare key for master key system | | Master key for master key system | | Safety turning bolt for padlock |
|-----------|---|-----------------------------|---|--------------------------------------|--|--------------------------------------|---|
| |  | |  | |  | |  |
| | Spare key for lock 4600-721 | Spare key for lock 4600-744 | with security certificate* | without security certificate* | with security certificate* | without security certificate* | see left side |
| Order no. | 0006-21 | 0006-00 | 0010-11 | 0006-00 | 4400-726 | 4400-727 | 4600-718 |
| Price | | | | | | | |

Safe-O-Mat locks

prepared for clipping on number plates. For a detailed description, see page 165

each lock with 1 key

| | Twin-coin deposit lock | | Token-operated lock twin-coin, multi-use | Ticket/coin-operated lock |
|-----------------|--|---------------------------|--|---------------------------|
| | alternatively use of 1 or 2 Euro coins | set to foreign currency** | set to 2 Euro deposit and 1 Euro cash function | - |
| Order no. | 4600-731R | 4600-732R | 4600-733 | on request |
| + Addtl. charge | | | | |



Accessories for SAFE-O-MAT locks

| | Promax replacement cylinder | Promax emergency key | Sign | Number plate | Wristband set, nylon |
|------------|-----------------------------|-------------------------|------------------------------------|---|---|
| | - | (cylinder exchange key) | for exterior, with sign SAFE-O-MAT | instead of the sign (specify numbering) | with metal buckle, security screw and key pouch (please specify desired color no. ¹ and numbering) |
| Order no. | 8501-4101 | 8511-00 | included | 8501-430 | 8501-46.. |
| Unit price | | | | | |



¹⁾ 51 black
52 white
53 red
55 blue
56 gray
61 green
67 yellow

Token-operated lock twin-coin, multi-use, for a detailed description, see page 165

Coin-operated deposit lock

Brass cylinder with 1 security key, with "standard" master key function, works with 1 Euro coins

| Design | Coin-operated deposit lock | Replacement exchangeable cylinder, unit price | |
|-----------------|----------------------------|---|----------------|
| Order no. | 4600-730 | 4500-741 | |
| + Addtl. charge | | | |
| Design | Master key | Removal key | Spare key |
| Order no. | 8511-20 | 4500-740 | 8511-22 |
| Unit price | | | |



* much longer delivery time, key made of brass

** Please specify currency or send sample coin

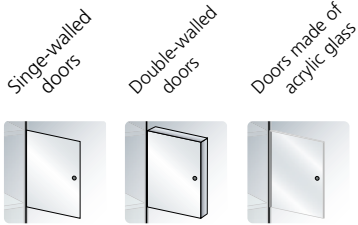
Take a lot of wear and tear!

Box lockers
S 4000 INTRO



The sturdy classic lockers with many different compartment sizes 140

- Sturdy steel construction with high-quality enamel coating
- 6 compartment heights, 2 compartment widths, 2 compartment depths for any requirement
- Can also be used as an extra high locker
- Doors either single-walled or double-walled depending on compartment size, mounted on sturdy strap hinges, with door opening angle of 170°
- Attractive locker base in black gray
- Every box with cylinder lock and 2 keys
- Alternatively other locks: turning bolt, safety turning bolt, master key system, Safe-O-Mat locks
- Also with doors made of acrylic glass, available with door opening limiter 90° as standard feature



| | | | | |
|---|-------------------------------------|-------------------------------------|-------------------------------------|--|
| Box lockers S 4000 Intro | <input checked="" type="checkbox"/> | <input checked="" type="checkbox"/> | <input checked="" type="checkbox"/> | |
| School lockers S 4000 Intro | <input type="checkbox"/> | <input checked="" type="checkbox"/> | <input type="checkbox"/> | |
| School lockers S 3000 Evo | <input checked="" type="checkbox"/> | <input type="checkbox"/> | <input type="checkbox"/> | |
| School lockers S 5000 Resisto | <input type="checkbox"/> | <input type="checkbox"/> | <input type="checkbox"/> | |
| Box lockers S 5000 Resisto | <input type="checkbox"/> | <input type="checkbox"/> | <input type="checkbox"/> | |

School lockers and box lockers

Box lockers for schools and child care facilities INTRO, EVOLO and RESISTO



The "short ones" for the little ones 146


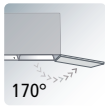



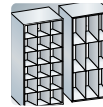





- Series description: see Intro and Resisto
- Intro series: 1 compartment size
Evolvo series: 2 designs
Resisto series: 3 compartment sizes
- Decor top MCPB (melamine coated particle board) 25 mm thick

Box lockers S 5000 RESISTO



The "vandal-resistant" lockers with special doors 152

- Sturdy steel construction with high-quality enamel coating
- 3 compartment heights and 3 compartment widths for any requirement
- "vandal-resistant" special doors made of steel 1.5 mm thick, curved to the front, mounted on sturdy swivel-rod hinges (kick-resistant!)
- Integrated door opening limiter 80° as standard feature
- Locker base in color of the body
- Every compartment with cylinder lock and 2 keys
- Alternatively other locks: turning bolt, safety turning bolt, master key system, Safe-O-Mat locks
- 30 mm height adjustment

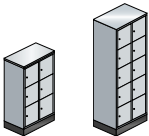
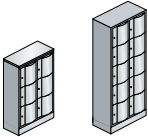
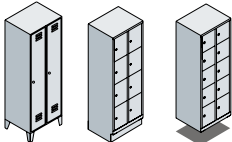
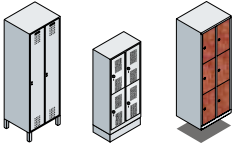
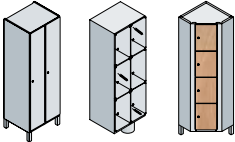
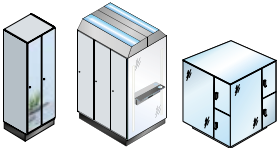
| "Vandal-resistant" doors | Door opening angle 170° | Integrated door opening limiter | Door mounted on strap hinges | Door mounted on swivel rod hinges | Different compartment sizes | Compartments for motorcycle helmets | Top (MCPB) | Base 100 mm | Height adjustment | Locking variants |
|---|---|---|---|---|---|---|--|---|---|---|
|  |  |  |  |  |  |  |  |  |  |  |
| - | ● | 90° * | ● | - | ● | B 400 | - | ● | - | ● |
| - | ● | - | ● | - | - | B 400 | ● | ● | - | ● |
| - | - | - | - | - | ● | - | - | ● | ● | ● |
| ● | - | 80° | - | ● | ● | B 350 | ● | ● | ● | ● |
| ● | - | 80° | - | ● | ● | B 350 | - | ● | ● | ● |

* Only for doors with acrylic glass

Which series is suitable for what?

Based on a number of factors, you can easily establish which locker series best suits your desired field of application. For orientation purposes, this double page includes short descriptions of the series as well as suitability overviews.

As you can see, C+P - market leader for steel furnishings - has even more box locker solutions to offer:

| | | | Child care facilities | Schools |
|---|--------------------------|---|-----------------------|---------|
|  | S 4000 INTRO | The sturdy lockers with many different compartment sizes Special features: <ul style="list-style-type: none"> ■ Biggest range of compartment dimensions ■ Single-walled and double-walled doors ■ Extra depth of 590 mm | ● | ● |
|  | S 5000 RESISTO | The "vandal-resistant" lockers Special features: <ul style="list-style-type: none"> ■ Special doors made of steel 1.5 mm thick ■ "vandal-resistant" school lockers ■ Extra depths of 640 and 740 mm | ● | ● |
| Additional locker series with security compartments: | | | | |
|  | S 2000 CLASSIC | The timeless basic range Special features: <ul style="list-style-type: none"> ■ Cost-effective complete range ■ Classic design | ○ | ○ |
|  | S 3000 EVOLO | The evolution of a classic Special features: <ul style="list-style-type: none"> ■ Attractive complete range ■ An advancement of the basic design ■ Exchangeable door-front concept | ● | ● |
|  | S 6000 CAMBIO | Excellence in technology and design Special features: <ul style="list-style-type: none"> ■ Body and steel doors electrolytically zinc-plated as a standard ■ Practically unlimited options for design and interior fittings! | ● | ● |
|  | S 7000 PREFINO | The highlight for maximum requirements Special features: <ul style="list-style-type: none"> ■ Top range with extra spacious lockers ■ Range with system body that can be reconfigured later ■ Double-walled design ■ Optimal use of space and interior design | ● | ● |



S 4000 Intro series



S 5000 Resisto series



Overview of locker series



For additional box locker solutions, please see the relevant product series brochures

Request one today or download one as a PDF file at www.cp-furniture.com



- optimally suited
- ◐ suited to some extent
- less suited

| Universities/ Educational facilities | Sports, fitness, and wellness facilities | Office and Administration | Industrial/Trade | Shopping centers/ Specialist retailers | Event venues/ trade fairs | Hotels | Hospitals |
|---|---|---------------------------|------------------|---|------------------------------|--------|-----------|
| ◐ | ● | ◐ | ◐ | ● | ● | ● | ● |
| ● | ● | ● | ● | ● | ● | ● | ● |
| ○ | ◐ | ○ | ● | ◐ | ○ | ○ | ◐ |
| ◐ | ● | ● | ● | ◐ | ◐ | ● | ● |
| ◐ | ● | ● | ● | ◐ | ◐ | ● | ● |
| ◐ | ● | ● | ◐ | ● | ● | ● | ● |

S 4000 INTRO

The S 4000 Intro series offers:

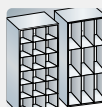
- Sturdy steel construction with high-quality enamel coating
- 6 compartment heights, 2 compartment widths, 2 compartment depths for any requirement
- All lockers with attractive black gray base, 100 mm high
- Doors single-walled or double-walled (see individual descriptions)
- Each door with cylinder lock and 2 keys
- Other lock types, such as coin-operated locks, available as well
- Every door mounted and hinged right with sturdy strap hinges, door opening angle of 170°
- All lockers with louvers in the rear panel and 20 mm wall spacer (absolute body depth approx. 480 mm)



Single-walled doors



Double-walled doors



Different compartment sizes



170° door opening angle



Door mounted on strap hinges

Order no.
8570-401



Box lockers

with full-length doors and 2 or 3 tiers

on base 100 mm high,
doors single-walled reinforced,
height 1950 mm

1. Dimensions and design

| Width | 620 | 920 | 1220 |
|---|--|------------------|------------------|
| Depth | 500 | 500 | 500 |
| Compartments | 2 | 3 | 4 |
| Clear opening dimensions per door H x W x D | 1825 x 260 x 460 | 1825 x 260 x 460 | 1825 x 260 x 460 |
| Description | with full-height doors , 1 storage shelf and 1 sturdy wardrobe rail made of oval profile inside with 3 twist-proof sliding hooks | | |



| CSC | 4 | 5 | 6 |
|-----------|-----------------|-----------------|-----------------|
| Order no. | 8170-201 | 8170-301 | 8170-401 |
| Price | | | |

Box lockers

with 4, 5, or 6 tiers

on base 100 mm high,
doors double-walled,
height 1950 mm

1. Dimensions and design

| Width | 620 | 920 | 1220 |
|---|---------------------|-----------------|-----------------|
| Depth | 500 | 500 | 500 |
| Compartments | 8 | 12 | 16 |
| Clear opening dimensions per door H x W x D | 435 x 260 x 460 | 435 x 260 x 460 | 435 x 260 x 460 |
| Description | with 4 tiers | | |



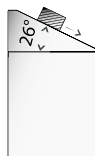
| CSC | 5 | 6 | 8 |
|-----------|-----------------|-----------------|-----------------|
| Order no. | 8470-201 | 8470-301 | 8470-401 |
| Price | | | |

2. Body and door color



Please select (see end of catalog for color overview) 487

Box lockers



Slope top
Can be retrofitted later,
prevents objects from
being left on top



Sloping top

approx. 230 mm high
in the rear, for
retrofitting, for body
depth of 480 mm



for locker width

CSC

+ Order no.

+ Addtl. charge

620

1

+ 8504-201

920

1

+ 8504-301

1220

2

+ 8504-401

Order no. 8270-201



1.

620

500

4

895 x 260 x 460

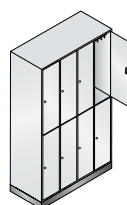


920

500

6

895 x 260 x 460

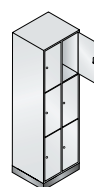


1220

500

8

895 x 260 x 460



620

500

6

580 x 260 x 460

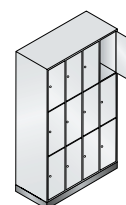


920

500

9

580 x 260 x 460



1220

500

12

580 x 260 x 460

with **2 tiers**,
1 sturdy wardrobe rail made of oval profile inside
with 3 twist-proof sliding hooks

with **3 tiers**

4

8270-201

5

8270-301

6

8270-401

5

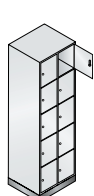
8370-201

6

8370-301

8

8370-401



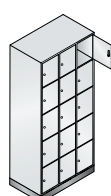
1.

620

500

10

345 x 260 x 460

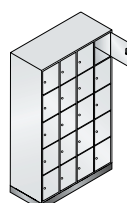


920

500

15

345 x 260 x 460

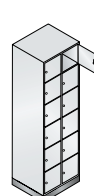


1220

500

20

345 x 260 x 460

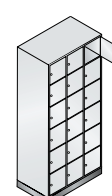


620

500

12

285 x 260 x 460

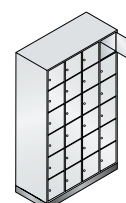


920

500

18

285 x 260 x 460



1220

500

24

285 x 260 x 460

with **5 tiers**

with **6 tiers**

6

8570-201

8

8570-301

10

8570-401

6

8670-201

8

8670-301

10

8670-401



Accessories

Additional fittings, locks

147



Extra-large box lockers

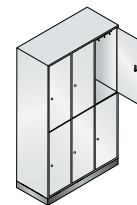
with 2 or 3 tiers

on base 100 mm high, doors single-walled reinforced, height 1950 mm

1. Dimensions and design



| Width | 820 | 820 | 1220 | 1220 |
|---|---|-----------------|-----------------|-----------------|
| Depth | 500 | 600 | 500 | 600 |
| Compartments | 4 | 4 | 6 | 6 |
| Clear opening dimensions per door H x W x D | 895 x 360 x 460 | 895 x 360 x 560 | 895 x 360 x 460 | 895 x 360 x 560 |
| Description | with 2 tiers , 1 sturdy wardrobe rail made of oval profile inside with 3 twist-proof sliding hooks | | | |
| CSC | 5 | 5 | 6 | 6 |
| Order no. | 8270-202 | 8270-203 | 8270-302 | 8270-303 |
| Price | | | | |



Extra-large box lockers

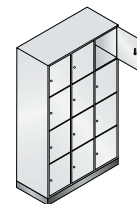
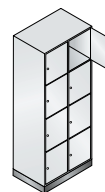
with 4 or 5 tiers

on base 100 mm high, doors single-walled reinforced, height 1950 mm

1. Dimensions and design



| Width | 820 | 820 | 1220 | 1220 |
|---|---------------------|-----------------|-----------------|-----------------|
| Depth | 500 | 600 | 500 | 600 |
| Compartments | 8 | 8 | 12 | 12 |
| Clear opening dimensions per door H x W x D | 435 x 360 x 460 | 435 x 360 x 560 | 435 x 360 x 460 | 435 x 360 x 560 |
| Description | with 4 tiers | | | |
| CSC | 6 | 6 | 7 | 7 |
| Order no. | 8470-202 | 8470-203 | 8470-302 | 8470-303 |
| Price | | | | |



2. Body and door color



Please select (see end of catalog for color overview) 487

**Slope top**

Can be retrofitted later,
prevents objects from
being left on top

+ Sloping top

approx. 230 mm high
in the rear, for
retrofitting, for body
depth of 480/580 mm



| | | | | |
|------------------|-------------------|-------------------|-------------------|-------------------|
| for locker width | 820 | 820 | 1220 | 1220 |
| for locker depth | 500 | 600 | 500 | 600 |
| CSC | 1 | 1 | 1 | 2 |
| + Order no. | + 8504-202 | + 8504-203 | + 8504-302 | + 8504-303 |
| + Addtl. charge | | | | |

+ Doors double-walled

with 90° door
opening limiter as
standard feature
for all doors on
this double page

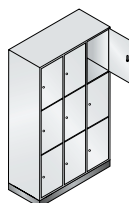
Additional charge per
door (longer delivery
time possible)

for lockers
with 2/3 tiers

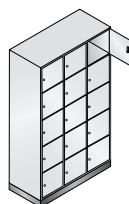
for lockers
with 4/5 tiers



| | | |
|------------------|-------------------|-------------------|
| for locker width | 820 + 1220 | 820 + 1220 |
| + Order no. | + 8270-700 | + 8270-702 |
| + Addtl. charge | | |



| | | | | |
|-----------|---------------------|--------------------|--------------------|--------------------|
| 1. | 820 | 820 | 1220 | 1220 |
| | 500 | 600 | 500 | 600 |
| | 6 | 6 | 9 | 9 |
| | 580 x 360 x 460 | 580 x 360 x 560 | 580 x 360 x 460 | 580 x 360 x 560 |
| | with 3 tiers | | | |
| | 6 | 6 | 7 | 7 |
| | 8370-202 | 8370-203 | 8370-302 | 8370-303 |



| | | | | |
|-----------|---------------------|--------------------|--------------------|--------------------|
| 1. | 820 | 820 | 1220 | 1220 |
| | 500 | 600 | 500 | 600 |
| | 10 | 10 | 15 | 15 |
| | 345 x 360 x 460 | 345 x 360 x 560 | 345 x 360 x 460 | 345 x 360 x 560 |
| | with 5 tiers | | | |
| | 7 | 7 | 9 | 9 |
| | 8570-202 | 8570-203 | 8570-302 | 8570-303 |

+ Accessories

Additional fittings, locks **147**



Order no. 8370-302



Order no. 8570-203

S 4000 INTRO

The S 4000 Intro series with doors made of acrylic glass offers:

- Sturdy steel construction with high-quality enamel coating
- 2 compartment heights for any requirement
- All lockers with attractive black gray base, 100 mm high
- Doors made of 8 mm thick acrylic glass, equipped with door opening limiter 90° as standard feature
- Each door with cylinder lock and 2 keys
- Other lock types, such as coin-operated locks, available as well
- Every door mounted and hinged right with sturdy strap hinges
- All lockers with louvers in the rear panel and 20 mm wall spacer (absolute body depth approx. 480 mm)
- Tops standard with 20 mm projection in the rear



Order no. 8470A302



Acrylic glass doors



Different compartment sizes



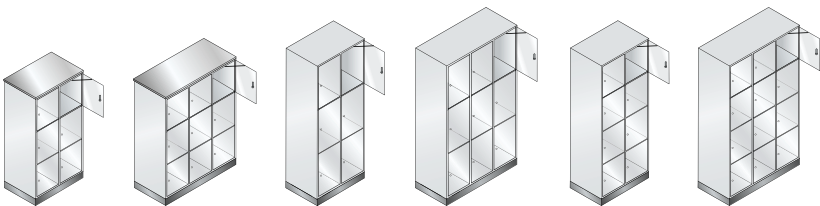
90° door opening angle



Door mounted on strap hinges

Extra-large box lockers with doors made of acrylic glass and 3 or 4 tiers

on base 100 mm high, lockers 1370 mm high with decor top 25 mm thick made of MCPB



1. Dimensions and design

| Width | 820 | 1220 | 820 | 1220 | 820 | 1220 |
|---|-----------------|-----------------|-----------------|-----------------|-----------------|-----------------|
| Top depth | 500 | 500 | - | - | - | - |
| Depth | 500 | 500 | 500 | 500 | 500 | 500 |
| Height | 1370 | 1370 | 1750 | 1750 | 1750 | 1750 |
| Compartments | 2 x 3 | 3 x 3 | 2 x 3 | 3 x 3 | 2 x 4 | 3 x 4 |
| Clear opening dimensions per door H x W x D | 380 x 360 x 460 | 380 x 360 x 460 | 510 x 360 x 460 | 510 x 360 x 460 | 380 x 360 x 460 | 380 x 360 x 460 |
| Description | with 3 tiers | | | with 4 tiers | | |
| CSC | 3 | 4 | 5 | 6 | 6 | 7 |
| Order no. | 8573A202 | 8573A302 | 8370A202 | 8370A302 | 8470A202 | 8470A302 |
| Price | | | | | | |



2. Body color, top decor



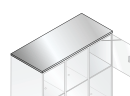
Please select (see end of catalog for color overview) 487

Extra-large box lockers



+ Tops without projection in the rear

flush with body on all sides,
please specify top decor,
see page 487



for locker width
Top depth

820
480

1220
480

MCPB top



Thickness 25 mm
+ Order no.
+ Addtl. charge

+ 8573A720

+ 8573A730

+ Accessories

Additional fittings,
locks

147



The S 4000 Intro series offers:

- Sturdy steel construction with high-quality enamel coating
- Compartments easy to reach for children
- Assembled box lockers with decor top made of MCPB (melamine coated particle board)
- All lockers with attractive base, 100 mm high, in black gray
- Double-walled doors, standard with door opening limiter 90°
- Each door with cylinder lock and 2 keys
- Every door mounted and hinged right with sturdy strap hinges
- All lockers with louvers in the rear panel and 20 mm wall spacer (absolute body depth approx. 480 mm)
- Tops standard with 20 mm projection in the rear

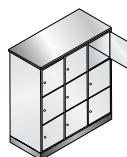
Box lockers

with 3 tiers

with decor top 25 mm thick made of MCPB, double-walled doors, height 1250.

1. Dimensions and design

| | 620 | 920 |
|---|-----------------|-----------------|
| Width | 620 | 920 |
| Depth | 500 | 500 |
| Top depth | 500 | 500 |
| Compartments | 6 | 9 |
| Clear opening dimensions per door H x W x D | 345 x 260 x 460 | 345 x 260 x 460 |
| Description | with 3 tiers | |
| CSC | 4 | 5 |
| Order no. | 8573-201 | 8573-301 |
| Price | | |



Order no. 8573-201

2. Body and door color, top decor



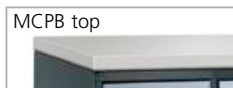
Please select (see end of catalog for color overview) 487

+ Tops without projection in the rear

flush with body on all sides, please specify top decor, see page 487



| | 620 | 920 |
|------------------|-------------|-------------|
| for locker width | 620 | 920 |
| Top depth | 480 | 480 |
| MCPB top | | |
| Thickness 25 mm | | |
| + Order no. | + 8573-7201 | + 8573-7301 |
| + Addtl. charge | | |




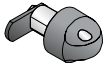


Order no. 8573-301
+ 8573-7301 (top without rear projection)




+ Accessories

Additional fittings, locks see right side

Cylinder locks and turning bolt latches

| Prices per lock | Optional | | | |
|--------------------|---|---|---|---|
| | Basic design | Cylinder lock in black with 2 keys | | Safety turning bolts |
| |  |  |  |  |
| | up to 1000 different key numbers | via master key system with security certificate* | via master key system without security certificate | for padlock (see also page 83) |
| Order no. | 8077-30 | 8000-01 | 8000-001 | 8000-718 |
| Unit price | | | | |
| + Addtl. charge | Standard | | | |

Keys and wristband for cylinder locks

| Spare key for cylinder lock | Master key for master key system | | Perlon wristband for cylinder locks |
|--|--|---|---|
|  |  | |  |
| Spare key for lock 8077-30 | with security certi- cate* | without security certificate | Please indicate numbering from-to and list desired color no. ¹⁾ |
| Order no. | 0006-21 | 0011-00 | 8501-05.. |
| Price | | | |




¹⁾ 51 black 56 gray
52 white 61 green
53 red 67 yellow
55 blue



SAFE-O-MAT
locks 107 + 165

Padlocks

for turning bolts
and safety turn-
ing bolts, bolt size
approx. 6 mm

| | | | |
|--------------|---|---|--|
| approx. 6 mm | | | |
| |  |  |  |
| Order no. | 0002-10 | 0002-11 | 0002-12 |
| Price | | | |

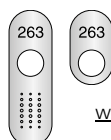
Locking no. for
according cylinder
to customer lock (longer
require- delivery
ments time)

Additional
charge per lock

Order no.-..99
+ Addtl. charge

Number plates

Please specify
numbering



Number plates
in lock area, self-adhesive, separate for easy DIY assembly,
only suitable for cylinder locks

with integrated door protection,
123 x 39 x 1.0 mm

without integrated door protection,
68 x 39 x 1.0 mm

| | | | | |
|-----------|------------------|------------------|------------------|------------------|
| Design | plastic | Stainless steel | plastic | Stainless steel |
| Order no. | 4902-0601 | 4901-0601 | 4902-0611 | 4901-0611 |
| Price | | | | |

Stainless steel number plate
self-adhesive,
30 x 50 x 1.0 mm

263

Stainless steel
8501-06



**Additional door protection/
number plate** 84

* much longer delivery time, key made of brass

S 3000 EVOLO

for childcare facilities

The S 3000 Evolo series offers:

- Increased anti-burglary protection thanks to extremely warp resistant doors
- Sturdy steel construction with high-quality enamel coating
- All compartments are easy to reach for children, making them ideal for use in schools and childcare facilities
- Available in 2 designs with full-length doors and 2 doors on top of one another (double tier)
- Either feet or base as sub-frame
- Doors hinged right, borne on hinge pins, with easy-to-clean hole pattern and embossed label holder for optional integration of numbering
- Convenient doorstop silencers for pleasant closing behavior



Sub-frame with feet



Sub-frame with base



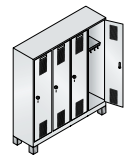
Steel fronts



Order no. 480103-20 (with feet)

Lockers with full-length doors

on **feet** 150 mm high, depth 300 mm.
Clear opening dimensions per door:
1105 x 230 x 265 mm (H x W x D)



1. Dimensions and door material

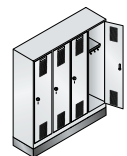
Steel doors



| Width | 610 | 900 | 1190 |
|--------------|-----------|-----------|-----------|
| Height | 1350 | 1350 | 1350 |
| Compartments | 2 x 300 | 3 x 300 | 4 x 300 |
| CSC | 4 | 5 | 6 |
| Order no. | 480103-20 | 480103-30 | 480103-40 |
| Price | | | |

Lockers with full-length doors

on **base** 100 mm high, depth 300 mm.
Clear opening dimensions per door:
1105 x 230 x 265 mm (H x W x D)



1. Dimensions and door material

Steel doors



| Width | 610 | 900 | 1190 |
|--------------|-----------|-----------|-----------|
| Height | 1300 | 1300 | 1300 |
| Compartments | 2 x 300 | 3 x 300 | 4 x 300 |
| CSC | 4 | 5 | 6 |
| Order no. | 480203-20 | 480203-30 | 480203-40 |
| Price | | | |

2. Body and door color



Please select (see end of catalog for color overview) 487



Order no. 483203-30 (with base)

- Interior is easy to clean because compartment shelves can be swept out smoothly
- Compartments with sturdy wardrobe rail made of oval profile and 3 twist-proof sliding hooks with system holder, e.g. for coat hangers or movable partitions
- Also 1 storage shelf per compartment in models with full-length doors
- Ergonomic safety turning bolt latch for padlock with door protection as practical basic fittings
- **Locker feet (e.g. in model 480103) made of plastic = improved corrosion protection!**
- Feet in light gray with body color RAL 7035, in black with all other body colors

+ **Door opening limiter 90°**
Price per door



Design

90°

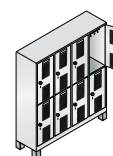
+ Order no.

+ 8505-02

+ Addtl. charge

Lockers with 2 tiers

on **feet** 150 mm high, depth 300 mm.
Clear opening dimensions per door:
536 x 230 x 265 mm (H x W x D)



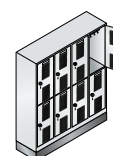
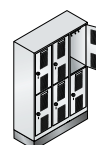
1. Dimensions and door material

Steel doors

| Width | 610 | 900 | 1190 |
|--------------|------------------|------------------|------------------|
| Height | 1350 | 1350 | 1350 |
| Compartments | 2 x 300 | 3 x 300 | 4 x 300 |
| CSC | 4 | 5 | 6 |
| Order no. | 483103-20 | 483103-30 | 483103-40 |
| Price | | | |

Lockers with 2 tiers

on **base** 100 mm high, depth 300 mm.
Clear opening dimensions per door:
536 x 230 x 265 mm (H x W x D)



1. Dimensions and door material

Steel doors

| Width | 610 | 900 | 1190 |
|--------------|------------------|------------------|------------------|
| Height | 1300 | 1300 | 1300 |
| Compartments | 2 x 300 | 3 x 300 | 4 x 300 |
| CSC | 4 | 5 | 6 |
| Order no. | 483203-20 | 483203-30 | 483203-40 |
| Price | | | |

+ Accessories

Additional fittings, locks 81 - 85

S 3000 EVOLO

for elementary schools

The S 3000 Evolo series offers:

- Increased anti-burglary protection thanks to extremely warp resistant doors
- Sturdy steel construction with high-quality enamel coating
- All compartments are easy to reach for children, making them ideal for use in schools and childcare facilities
- Available in 2 designs with full-length doors and 2 doors on top of one another (double tier)
- Either feet or base as sub-frame
- Doors hinged right, borne on hinge pins, with easy-to-clean hole pattern and embossed label holder for optional integration of numbering
- Convenient doorstop silencers for pleasant closing behavior



Sub-frame
with feet



Sub-frame
with base

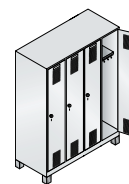


Steel
fronts



Lockers with full-length doors

on **feet** 150 mm high, depth 500 mm.
Clear opening dimensions per door:
1405 x 230 x 465 mm (H x W x D)



1. Dimensions and door material

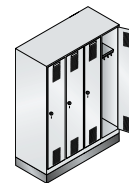
Steel doors



| Width | 610 | 900 | 1190 |
|--------------|-----------|-----------|-----------|
| Height | 1650 | 1650 | 1650 |
| Compartments | 2 x 300 | 3 x 300 | 4 x 300 |
| CSC | 4 | 5 | 6 |
| Order no. | 480106-20 | 480106-30 | 480106-40 |
| Price | | | |

Lockers with full-length doors

on **base** 100 mm high, depth 500 mm.
Clear opening dimensions per door:
1405 x 230 x 465 mm (H x W x D)



1. Dimensions and door material

Steel doors



| Width | 610 | 900 | 1190 |
|--------------|-----------|-----------|-----------|
| Height | 1600 | 1600 | 1600 |
| Compartments | 2 x 300 | 3 x 300 | 4 x 300 |
| CSC | 4 | 5 | 6 |
| Order no. | 480206-20 | 480206-30 | 480206-40 |
| Price | | | |

2. Body and door color



Please select (see end of catalog for color overview) 487

Lockers



- Interior is easy to clean because compartment shelves can be swept out smoothly
- Compartments with sturdy wardrobe rail made of oval profile and 3 twist-proof sliding hooks with system holder, e.g. for coat hangers or movable partitions
- Also 1 storage shelf per compartment in models with full-length doors
- Ergonomic safety turning bolt latch for padlock with door protection as practical basic fittings
- **Locker feet (e.g. in model 480106) made of plastic = improved corrosion protection!**
- Feet in light gray with body color RAL 7035, in black with all other body colors

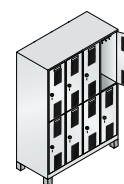
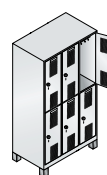
+ **Door opening limiter 90°**
Price per door



| | |
|-----------------|-----------|
| Design | 90° |
| + Order no. | + 8505-02 |
| + Addtl. charge | |

Lockers with 2 tiers

on **feet** 150 mm high, depth 500 mm.
Clear opening dimensions per door:
686 x 230 x 465 mm (H x W x D)



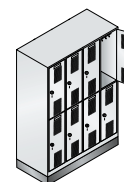
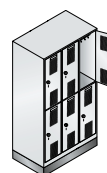
1. Dimensions and door material

Steel doors

| | | | |
|--------------|-----------|-----------|-----------|
| Width | 610 | 900 | 1190 |
| Height | 1650 | 1650 | 1650 |
| Compartments | 2 x 300 | 3 x 300 | 4 x 300 |
| CSC | 4 | 5 | 6 |
| Order no. | 483106-20 | 483106-30 | 483106-40 |
| Price | | | |

Lockers with 2 tiers

on **base** 100 mm high, depth 500 mm.
Clear opening dimensions per door:
686 x 230 x 465 mm (H x W x D)



1. Dimensions and door material

Steel doors

| | | | |
|--------------|-----------|-----------|-----------|
| Width | 610 | 900 | 1190 |
| Height | 1600 | 1600 | 1600 |
| Compartments | 2 x 300 | 3 x 300 | 4 x 300 |
| CSC | 4 | 5 | 6 |
| Order no. | 483206-20 | 483206-30 | 483206-40 |
| Price | | | |

+ Accessories

Additional fittings, locks 81 - 85

S 5000 RESISTO

The box lockers from the S 5000 Resisto series offer:

- Sturdy steel construction with high-quality enamel coating
- **All compartments are easy to reach for children, making them ideal for use in schools and childcare facilities**
- 3 different depths: 540, 640, and 740 mm (absolute body depths 480, 580, and 680 mm)
- **Depths of 640 and 740 mm ideally suited for storing large gym bags**



"Vandal-resistant" doors



Integrated door opening limiter



Height adjustment



Door mounted on swivel rod hinges

- Box lockers with decor top made of MCPB (melamine coated particle board) 25 mm thick
- All lockers with attractive base, 100 mm high, in color of body and 30 mm height adjustment
- **Special doors made of steel 1.5 mm thick, curved to the front, absolutely sturdy and "vandal-resistant"**
- Door hinged on right with sturdy strap hinges
- Each door with cylinder lock and 2 keys
- Door opening limiter 80° and wall mounting as standard features
- Other lock types, such as coin-operated locks, or other electronic locking systems available as well
- All lockers with louvers in the rear panel and 20 mm wall spacer
- Tops standard with 20 mm projection in the rear

Box lockers

with full-length doors

on base 100 mm high, on the inside of each compartment 1 wardrobe rail with 3 sliding hooks, with MCPB decor top, height 1070 mm

1. Dimensions and design

| Width | 770 | 770 | 770 | 1150 | 1150 | 1150 |
|---|------------------------------|-----------------|-----------------|------------------------------|-----------------|-----------------|
| Depth | 540 | 640 | 740 | 540 | 640 | 740 |
| Compartments | 2 | 2 | 2 | 3 | 3 | 3 |
| Clear opening dimensions per door H x W x D | 870 x 320 x 460 | 870 x 320 x 560 | 870 x 320 x 660 | 870 x 320 x 460 | 870 x 320 x 560 | 870 x 320 x 660 |
| Description | with 2 adjacent compartments | | | with 3 adjacent compartments | | |
| CSC | 5 | 5 | 5 | 6 | 6 | 6 |
| Order no. | 8271-272 | 8271-273 | 8271-274 | 8271-372 | 8271-373 | 8271-374 |
| Price | | | | | | |



Order no. 8472-372
+ 8573-7372 (top without rear projection)



Order no. 8573-372
+ 8573-7372 (top without rear projection)

Box lockers

This series offers additional compartment volume for higher storage needs



"Vandal-resistant":
The 1.5 mm thick curved steel doors make Resisto extra-sturdy



Top:
Durable MCPB tops protect the upper surface of the half-height lockers



Box lockers

with 2 tiers

on base 100 mm high,
with MCPB decor top,
height 1070 mm

1. Dimensions and design



| | 770 | 770 | 770 | 1150 | 1150 | 1150 |
|---|------------------------------|-----------------|-----------------|------------------------------|-----------------|-----------------|
| Width | 770 | 770 | 770 | 1150 | 1150 | 1150 |
| Depth | 540 | 640 | 740 | 540 | 640 | 740 |
| Compartments | 4 | 4 | 4 | 6 | 6 | 6 |
| Clear opening dimensions per door H x W x D | 420 x 320 x 460 | 420 x 320 x 560 | 420 x 320 x 660 | 420 x 320 x 460 | 420 x 320 x 560 | 420 x 320 x 660 |
| Description | with 2 adjacent compartments | | | with 3 adjacent compartments | | |
| CSC | 5 | 5 | 5 | 6 | 6 | 6 |
| Order no. | 8472-272 | 8472-273 | 8472-274 | 8472-372 | 8472-373 | 8472-374 |
| Price | | | | | | |

Box lockers

with 3 tiers

on base 100 mm high,
with MCPB decor top,
height 1250 mm

1. Dimensions and design



| | 770 | 770 | 770 | 1150 | 1150 | 1150 |
|---|------------------------------|-----------------|-----------------|------------------------------|-----------------|-----------------|
| Width | 770 | 770 | 770 | 1150 | 1150 | 1150 |
| Depth | 540 | 640 | 740 | 540 | 640 | 740 |
| Compartments | 6 | 6 | 6 | 9 | 9 | 9 |
| Clear opening dimensions per door H x W x D | 336 x 320 x 460 | 336 x 320 x 560 | 336 x 320 x 660 | 336 x 320 x 460 | 336 x 320 x 560 | 336 x 320 x 660 |
| Description | with 2 adjacent compartments | | | with 3 adjacent compartments | | |
| CSC | 5 | 5 | 5 | 6 | 6 | 6 |
| Order no. | 8573-272 | 8573-273 | 8573-274 | 8573-372 | 8573-373 | 8573-374 |
| Price | | | | | | |

2. Body and door color, top decor



Please select (see end of catalog for color overview) 487

+ Tops

without projection in the rear 158

+ Accessories

Locks, slope tops 158

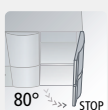
S 5000 RESISTO

The S 5000 Resisto series offers:

- Sturdy steel construction with high-quality enamel coating
- 2, 4, or 5 tiers, 3 different depths: 540, 640, and 740 mm (absolute body depths 480, 580, and 680 mm)
- All lockers with attractive base, 100 mm high, in color of the body and 30 mm height adjustment
- **Special doors made of steel 1.5 mm thick, curved to the front, absolutely sturdy and "vandal-resistant"**
- Door hinged on right with sturdy swivel-rod hinges
- Each door with cylinder lock and 2 keys
- Standard door opening limiter 80° with soft doorstop silencer and wall mounting
- Other lock types, such as coin-operated locks, or other electronic locking systems available as well
- All lockers with louvers in the rear panel and 20 mm wall spacer



"Vandal-resistant" doors



Integrated door opening limiter



Height adjustment



Door mounted on swivel rod hinges



740 mm deep:
This extra-spacious variant of the Resisto series with a depth of 740 mm holds even large gym bags comfortably.

Box lockers

with 4 tiers

on base 100 mm high,
height 1950 mm

1. Dimensions and design

| Width | 396 | 396 | 396 | 770 | 770 | 770 |
|---|---------------------|-----------------|-----------------|------------------------------|-----------------|-----------------|
| Depth | 540 | 640 | 740 | 540 | 640 | 740 |
| Compartments | 4 | 4 | 4 | 8 | 8 | 8 |
| Clear opening dimensions per door H x W x D | 420 x 320 x 460 | 420 x 320 x 560 | 420 x 320 x 660 | 420 x 320 x 460 | 420 x 320 x 560 | 420 x 320 x 660 |
| Description | with 4 compartments | | | with 2 adjacent compartments | | |
| CSC | 4 | 4 | 4 | 6 | 6 | 6 |
| Order no. | 8470-172 | 8470-173 | 8470-174 | 8470-272 | 8470-273 | 8470-274 |
| Price | | | | | | |



Box lockers

with 5 tiers

on base 100 mm high,
height 1950 mm

1. Dimensions and design

| Width | 396 | 396 | 396 | 770 | 770 | 770 |
|---|---------------------|-----------------|-----------------|------------------------------|-----------------|-----------------|
| Depth | 540 | 640 | 740 | 540 | 640 | 740 |
| Compartments | 5 | 5 | 5 | 10 | 10 | 10 |
| Clear opening dimensions per door H x W x D | 336 x 320 x 460 | 336 x 320 x 560 | 336 x 320 x 660 | 336 x 320 x 460 | 336 x 320 x 560 | 336 x 320 x 660 |
| Description | with 5 compartments | | | with 2 adjacent compartments | | |
| CSC | 4 | 4 | 4 | 6 | 6 | 6 |
| Order no. | 8570-172 | 8570-173 | 8570-174 | 8570-272 | 8570-273 | 8570-274 |
| Price | | | | | | |



2. Body and door color (see end of catalog for color overview)



Please choose 487



Sloping top

and additional fittings..... 158

Box lockers

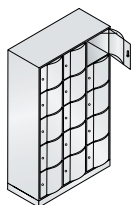


Order no. 8470-272



Order no. 8570-372

| 1. | 1150 | 1150 | 1150 |
|----|------------------------------|--------------------|--------------------|
| | 540 | 640 | 740 |
| | 12 | 12 | 12 |
| | 420 x 320 x 460 | 420 x 320 x 560 | 420 x 320 x 660 |
| | with 3 adjacent compartments | | |
| | 8 | 8 | 8 |
| | 8470-372 | 8470-373 | 8470-374 |



| 1. | 1150 | 1150 | 1150 |
|----|------------------------------|--------------------|--------------------|
| | 540 | 640 | 740 |
| | 15 | 15 | 15 |
| | 336 x 320 x 460 | 336 x 320 x 560 | 336 x 320 x 660 |
| | with 3 adjacent compartments | | |
| | 8 | 8 | 8 |
| | 8570-372 | 8570-373 | 8570-374 |



+ Additional accessories
Locks, number plates.....159

Extra-large box lockers

double tier

on base 100 mm high, on the inside of each compartment 1 wardrobe rail with 3 sliding hooks, height 1950 mm



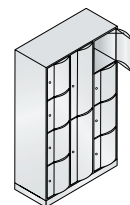
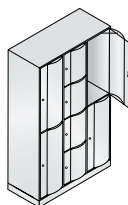
1. Dimensions and design

| | | | | | | |
|---|---------------------|-----------------|-----------------|------------------------------|-----------------|-----------------|
| Width | 396 | 396 | 396 | 770 | 770 | 770 |
| Depth | 540 | 640 | 740 | 540 | 640 | 740 |
| Compartments | 2 | 2 | 2 | 4 | 4 | 4 |
| Clear opening dimensions per door H x W x D | 870 x 320 x 460 | 870 x 320 x 560 | 870 x 320 x 660 | 870 x 320 x 460 | 870 x 320 x 560 | 870 x 320 x 660 |
| Description | with 2 compartments | | | with 2 adjacent compartments | | |
| CSC | 4 | 4 | 4 | 6 | 6 | 6 |
| Order no. | 8270-172 | 8270-173 | 8270-174 | 8270-272 | 8270-273 | 8270-274 |
| Price | | | | | | |



Extra-large combination box lockers

on base 100 mm high, height 1950 mm



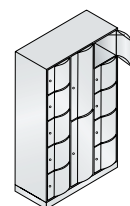
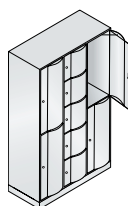
1. Dimensions and design

| | | | | | | |
|---|---|---------------------|---------------------|---|---------------------|---------------------|
| Width | 1150 | 1150 | 1150 | 1150 | 1150 | 1150 |
| Depth | 540 | 640 | 740 | 540 | 640 | 740 |
| Clear opening dimensions per door H x W x D | 420/870 x 320 x 460 | 420/870 x 320 x 560 | 420/870 x 320 x 660 | 420/870 x 320 x 460 | 420/870 x 320 x 560 | 420/870 x 320 x 660 |
| Description | with 2 + 4 + 2 compartments, on the inside of each compartment 1 wardrobe rail with 3 sliding hooks | | | with 4 + 2 + 4 compartments, on the inside of each compartment 1 wardrobe rail with 3 sliding hooks | | |
| CSC | 8 | 8 | 8 | 8 | 8 | 8 |
| Order no. | 8070-3722 | 8070-3732 | 8070-3742 | 8070-3723 | 8070-3733 | 8070-3743 |
| Price | | | | | | |



Extra-large combination box lockers

on base 100 mm high, height 1950 mm



1. Dimensions and design

| | | | | | | |
|---|---|---------------------|---------------------|---|---------------------|---------------------|
| Width | 1150 | 1150 | 1150 | 1150 | 1150 | 1150 |
| Depth | 540 | 640 | 740 | 540 | 640 | 740 |
| Clear opening dimensions per door H x W x D | 336/870 x 320 x 460 | 336/870 x 320 x 560 | 336/870 x 320 x 660 | 336/870 x 320 x 460 | 336/870 x 320 x 560 | 336/870 x 320 x 660 |
| Description | with 2 + 5 + 2 compartments, on the inside of each compartment 1 wardrobe rail with 3 sliding hooks | | | with 5 + 2 + 5 compartments, on the inside of each compartment 1 wardrobe rail with 3 sliding hooks | | |
| CSC | 8 | 8 | 8 | 8 | 8 | 8 |
| Order no. | 8070-3720 | 8070-3730 | 8070-3740 | 8070-3721 | 8070-3731 | 8070-3741 |
| Price | | | | | | |



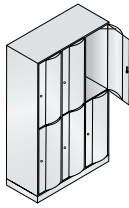
2. Body and door color (see end of catalog for color overview)

Please choose 487

+ Sloping top


and accessories 158

Extra-large box lockers



1.

| 1150 | 1150 | 1150 |
|------------------------------|--------------------|--------------------|
| 540 | 640 | 740 |
| 6 | 6 | 6 |
| 870 x 320 x 460 | 870 x 320 x 560 | 870 x 320 x 660 |
| with 3 adjacent compartments | | |
| 8 | 8 | 8 |
| 8270-372 | 8270-373 | 8270-374 |



Integrated door opening
limiter 80°



Order no. 8270-272
with special equipment
(Safe-O-Tronic locks)

Extra-large box lockers

These lockers offer additional compartment volume - for example in fitness centers, where they hold even large gym bags comfortably, or for large backpacks in school lockers.



Order no. 8070-3743

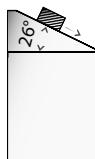


Order no. 8070-3740
with special equipment (Safe-O-Tronic locks)

S 5000 RESISTO

Sloping top

approx. 230 mm high
in the rear, for retrofitting,
prevents objects from being
left on top, body depth of
480/580/680 mm

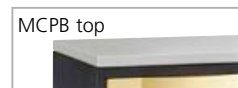



| for locker width | 396 | | | 770 | | | 1150 | | |
|------------------|----------|----------|----------|----------|----------|----------|----------|----------|----------|
| for body depth | 480 | 580 | 680 | 480 | 580 | 680 | 480 | 580 | 680 |
| CSC | 1 | 1 | 1 | 1 | 1 | 1 | 1 | 1 | 1 |
| Order no. | 8504-172 | 8504-173 | 8504-174 | 8504-272 | 8504-273 | 8504-274 | 8504-372 | 8504-373 | 8504-374 |
| Price | | | | | | | | | |

Tops without projection in the rear

flush with body on all sides,
for box lockers from pages
152/153.

Please specify top decor,
see page 487







| for locker width | 770 | | | 1150 | | |
|------------------|-------------|-------------|-------------|-------------|-------------|-------------|
| Top depth | 480 | 580 | 680 | 480 | 580 | 680 |
| Thickness 25 mm | | | | | | |
| + Order no. | + 8573-7272 | + 8573-7273 | + 8573-7274 | + 8573-7372 | + 8573-7373 | + 8573-7374 |
| + Addtl. charge | | | | | | |

MCPB = Melamine coated particle board







Cylinder locks and turning bolt latches

| Prices per lock | Basic design | | Optional | |
|--------------------|---|---|---|---|
| | Cylinder lock | Cylinder lock in black with 2 keys | Turning bolt latch | Safety turning bolts |
| |  |  |  |  |
| | up to 6000 different key numbers | via master key system with security certificate* | via master key system without security certificate | for padlock (see also page 83) |
| Order no. | 8570-70 | 8570-711 | 8570-710 | 0003-00 |
| Unit price | | | | |
| + Addtl. charge | Standard | | | |

¹⁾ 51 black 56 gray
52 white 61 green
53 red 67 yellow
55 blue

Keys and wristband for cylinder locks

| Prices per lock | Spare key for cylinder lock | Spare key for master key system | Master key for master key system | Perlon wristband for cylinder locks |
|--------------------|--|--|---|--|
| |  |  |  |  |
| | Spare key for lock 8570-70 | with security certificate* without security certificate* | with security certificate* without security certificate | Please indicate numbering from-to and list desired color no. ¹⁾ |
| Order no. | 0006-21 | 0010-11 | 0006-00 | 0011-00 |
| Price | | | | |
| | | | | 0012-00 |
| | | | | 8501-05.. |

Padlocks

for turning bolts and safety turning bolts, bolt size approx. 6 mm

| Prices per lock | Brass design, 2 keys, up to 300 different key numbers | Brand lock in brass design, with precision cylinder, 2 keys, up to 168,000 different key numbers | High-gloss chrome-plated with number combination, without keys | Locking no. according to customer requirements |
|--------------------|---|--|--|--|
| |  |  |  | for cylinder lock (longer delivery time) Additional charge per lock |
| Order no. | 0002-10 | 0002-11 | 0002-12 | Order no.-..99 |
| Price | | | | + Addtl. charge |

Number plates

Please specify numbering

| Prices per lock | Number plates in lock area, self-adhesive, separate for easy DIY assembly, only suitable for cylinder locks | | | | Stainless steel number plate self-adhesive, 30 x 50 x 1.0 mm |
|--------------------|---|---|---|---|---|
| |  |  |  |  |  |
| | with integrated door protection, 123 x 39 x 1.0 mm | without integrated door protection, 68 x 39 x 1.0 mm | | | |
| Design | plastic | Stainless steel | plastic | Stainless steel | Stainless steel |
| Order no. | 4902-0601 | 4901-0601 | 4902-0611 | 4901-0611 | 8501-06 |
| Price | | | | | |



SAFE-O-MAT Locks 107 + 165



Additional door protection/number plate 84

Electronic locking systems



C+P has equipped many locker systems with electronic Gantner locking systems. Please inquire – we would be happy to advise you!

Modern locker locking systems from GANTNER

Safe-deposit boxes and security compartments have to meet very clear requirements: they must be easy to administrate, simple to operate, and above all safe. Properties that mark out every GANTNER solution.

Identification and operation of GANTNER locks is carried out intuitively and conveniently with a non-contact data carrier (chip) which is integrated into a card, wristband, key ring, or watch.

The locker material type is unimportant because every RFID based GANTNER locking system can be used for any locker type, regardless whether it is made of wood, phenolic HPL, metal or glass.

The unique feature of GANTNER solutions is that they are part of a complete system: from the data carrier with integrated chip, to the wide range of possible applications, such as access control, complex automatic machines, tanning booth controls or cashless payment facilities – GANTNER supplies everything from a single source to create a coordinated, conclusive, convenient solution where every aspect is in perfect interplay.

The networked lock technology of the Smart and NET.Lock systems can be used to organize all kinds of safety deposit boxes and security compartments for numerous, frequently changing users.

GAT Net Lock

- Locker operation using chip card or bracelet
- Administration and control via PC software GAT Relaxx
- All lockers unlocked automatically
- Status overview of all lockers on PC including utilization overview
- High quality and durability
- Alerting in the event of attempted break-ins
- Easy-to-generate statistical analyses
- Authorization can be defined for one or more persons per locker
- Combination of battery- and wire-operated locks possible
- Suitable also for humid and briny air, resistant to UV radiation
- Automatic calibration and wide reading range
- Low maintenance costs
- Emergency operation without computer



Wire-operated locker lock with RFID
GAT Net Lock

GAT ECO.Lock


- Locker operation using chip card, key ring, or bracelet
- No wiring required
- Easy retrofitting of existing lockers
- Can be operated intuitively
- Can be integrated into access system
- Authorization can be defined for one or more persons per locker
- Unrestricted locker selection or personalized locker allocation
- High quality and durability (also of batteries)
- Clear and distinct status display on locker
- Combination of battery- and wire-operated locks possible
- Suitable also for humid and briny air, resistant to UV radiation
- Low maintenance costs



Battery-operated locker lock
GAT ECO.Lock

GAT ECO Side Lock

- GANTNER low-power technology ensures an operating life of approx. 10 years – without battery change
- Acoustic and optical alarm functions on the locker
- Slim and elegant design thanks to full integration inside the locker
- Protected against vandalism (no external parts)
- Intuitive one-hand operation
- Easy assembly, no wiring – suitable for all locker materials
- Various operating modes – free locker selection, personal locker, or time-limited locker
- Several master keys



Battery-operated locker lock
GAT ECO Side Lock

GAT Info

- Locker number display
- List of previous direct debits and/or current balance (if the chip is used as a non-cash means of payment)
- Information about length of stay (e.g. during a visit to a thermal bath or spa)
- Intuitive operation
- Clear display
- Available in two designs
- Optionally available with fingerprint reader (for even more safety)



Information terminal
GAT Info 6100

Locking systems: two examples comprising multiple possibilities

Electronic PIN code lock 3780

Its various functions make the Euro-Locks electronic combination lock 3780 the ideal solution for personal security compartments used by different persons.

Whether for free locker selection or for permanently allocated security compartments and lockers – the 3780 is the perfect solution whenever the use of keys for locker locking is not desired for organizational reasons.

Instead of a key, a 4-digit numerical code ensures secure locking and unlocking of the locker or security compartment. In a nutshell, the Euro-Locks PIN code lock stands out due to its:

- **Easy use**
- **Fast installation**
- **Easy retrofitting and compatibility** with the most common standard hole patterns for cylinder locks
- **Easy operation and code setting**
- **Immediate readiness for operation**



Available in the colors silver and black

Note:

If you are buying locks **at a later stage**, we always need you to provide the original order and the cabinet type.

All advantages at a glance

- Private, public, and technical mode
- Operation with 2 type AA batteries
- 4-digit user code
- 6-digit master code, 6-digit technical code
- Up to 80,000 tested locking cycles with one set of batteries
- Battery status warning via LED
- Emergency override key
- Acoustic signal (switchable)
- Function display via LED
- Sturdy die-cast zinc housing and handle



C+P has equipped many locker systems with electronic locking systems. Please inquire – we would be happy to advise you!

Mechanical combination lock WF 1401 and 1402

The WF 1401 and 1402 combination locks are innovative Made-in-Germany products for indoor industrial locker applications. The locking system has a freely programmable combination lock and a higher-level locking cylinder with a service key. The simple operation and robust and functional design are ideal for use in schools, sports facilities and workplaces. With the new Anti-Spy technology and the innovative Quick Reset function, these locks set standards in terms of security and administrative effort.

The locks are purely mechanical, completely maintenance-free locking systems and therefore an affordable alternative to electronic locks when it comes to acquisition and operation.

- **10,000 freely programmable user codes**
- **Locking cylinder for service key** (for resetting the lock and emergency openings)
- **New ANTI-SPY locking system**,
in which personal user codes can no longer be read out
- **New QUICK RESET function** for restoring factory settings in seconds, without any need to go through the complicated process of finding codes
- **Automatic code cover function** for improved security and comfort
- **Closure mechanism and all locking elements made of solid die-cast zinc**
- **Housing made of fiberglass-reinforced and easy-care special plastic**
- **Very well suited even to multi-point locks** due to the large handle surface for easy turning



The perfect solution for permanent and changing users:

- **The WF 1401 is for permanent users.**
A set code remains in place until it is changed
- **In the case of the WF 1402 for changing users,**
every time the lock is opened the code is automatically deleted
- Both models are available in silver and black

Note:

If you are buying locks **at a later stage**, we always need you to provide the original order and the cabinet type.

Cover function:

In the case of the WF 1401 (for permanent users), every time the lock is opened the set code is automatically covered as the combination wheels independently turn to 0-0-0-0. This means that nobody can see the user code. When it comes to closing, the lock can simply be turned back until it audibly and noticeably snaps into place, without any need to enter the code again. The programmed code is, of course, maintained.

In the case of the WF 1402 (for changing users), every time the lock is opened the code is automatically deleted.



Combined RFID and PIN code lock

SAFE-O-TRONIC® access LS lock

SAFE-O-TRONIC® access replaces the traditional cylinder lever lock with the convenience of electronic locking. This makes elaborate key management a thing of the past. PIN code technology and RFID technology are combined in a unique manner.

Keyless – by means of PIN codes

The personal PIN code can be conveniently entered by lightly touching the buttons. As an option, the locking system can also be programmed with master codes via RFID card for even more time savings.

Non-contact – via RFID card


To use RFID data carriers (such as cards, wristbands, or key rings), it is enough to simply hold them in front of the reader. We offer all RFID technologies in accordance with ISO 14443 A (e.g. MIFARE).

PIN



Personal Identification No.

RFID



Radio Frequency Identification



Please submit a project-specific inquiry

Variants:

- | | | | |
|---|--|---|---|
| ① SAFE-O-TRONIC® access LS 101 PIN code lock | ② SAFE-O-TRONIC® access LS 200 PIN code lock with RFID programming and RFID master function | ③ SAFE-O-TRONIC® access LS 300 RFID lock | ④ SAFE-O-TRONIC® access LS 400 Combined RFID and PIN code lock |
|---|--|---|---|

All advantages at a glance

- **Standards easily adapted**
Locker doors prepared for the conventional lever lock cylinders can easily be retrofitted for SAFE-O-TRONIC® access, allowing time and cost savings to begin as early as with the assembly step.
- **Flexible management**
Different user categories can easily be grouped via PIN code (e.g. daily visitors), RFID card (e.g. club members and staff).
- **Convenient operation**
To enter the personalized PIN code, a light touch of the buttons is enough (capacitive technology). RFID data carriers are simply held in front of the reader for identification. The keys are wear-free and suitable for use in wet areas such as swimming facilities and saunas.
- **Optimize locker capacities**
A variety of functions designed to prevent unwanted locker reservations optimizes your capacities. Among other things, this allows you to program your lockers in a way that locks or unlocks them automatically at a predetermined point in time (e.g. automatic nighttime opening).
- **Controlled opening**
In the event that a locker must be unlocked by staff members, you not only have the option of conventional master locking but also master locking functions designed to only open the locker but at the same time prevent it from being locked again unintentionally. This increases the level of security for your visitors and protects your staff members from false accusations.
- **Organize offline locking systems online**
The card-based network SAFE-O-TRONIC® CyberNet offers online convenience for offline locking systems.
- **Time savings in programming**
Your locking system can be programmed in a flash thanks to SystemKeys.
- **Convenient monitoring options**
For monitoring purposes, all locking processes can be logged, printed, analyzed, and verified beyond doubt.
- **Universal applications**
The thin SAFE-O-TRONIC® access LS lock is suitable for locker doors on the left and right as well as doors in special shapes.
- **Individualized design**
From locker numbering to logos, SAFE-O-TRONIC® access makes your individual design ideas reality.

Coin-operated locks (see page 107 and 135)

For its lockers and assembled box lockers, C+P uses the SAFE-O-MAT coin-operated locking systems. Lockers with these locking systems are suitable for use at public facilities and institutions such as swimming pools, sports halls, schools, universities, fitness and leisure centers as well as in shopping malls, trade fairs, libraries, and hospitals.

SAFE-O-MAT systems are available in many different variants:

The **2-coin slot models** are available as both a deposit-operated lock and as a combined deposit/token-operated lock.

- With the **twin-coin deposit-operated lock**, the user can choose between two different coins to insert. For both operator and user, this eliminates the need to get change.
- With the **combined twin-coin multi-use deposit/token-operated lock**, the visitor inserts a coin for the admission charge as well as a deposit coin. This is returned upon termination of locker use. This allows visitors to come back to open their compartments as often as they want – at no extra charge. At the same time, the deposit coin prevents the key from being stolen.
- The **deposit/token-operated lock** is also optionally available for other coin combinations.

Functioning of the locking systems

Prior to use, the key is firmly lodged in the lock and the locker door is open.

Once the right coins or tokens are inserted, the door can be closed and the key can be pulled out. Clothes and valuables are securely stored. The user keeps the key.

As soon as the user re-opens the locker, the coin or token drops into the collecting tray. The key is again firmly enclosed in the lock, making the locker available for the next visitor right away.

Practical key logistics

Key wristband sets and identical numbering at the locker and wristband (additional fittings) ensure practical deployment. Thanks to keys with clip-in number plates, the locking system can be organized very easily and efficiently. The operator himself can clip the number plates onto the key head at any time – in a flash and with no instruments needed. This eliminates the need for elaborate stamping and fastening. At the same time, it ensures greater flexibility and saves time when numbering and allocating the user keys. The fully laser-marked number plates can be stored on site in sets of 50.

Additional security

The SAFE-O-MAT locking system has an exchangeable cylinder system as standard feature. By means of an emergency opening key, it allows for emergency openings (if keys are lost) through controllable cylinder replacement.

Visitors who have lost their key can receive help immediately. The lost key does not pose any threat to security. The replaced locking cylinder ensures that the key no longer fits the lock.

Particular benefit from this solution: Quick cylinder replacement after any key loss means there is no need to buy several spare keys for every lock. This also eliminates any associated security risks. (One or two replacement cylinders are all you need!) In addition, there are no risks associated with the traditional master key system where the loss of the master key can jeopardize the security of the entire locking system.

However a conventional master key can be provided on request in order to, for instance, take the deposit coin as a “fine” for the non-authorized reservation of a compartment. Let us help you with your individual needs.

The advantages of coin-operated locks at a glance:

- **Lower operating costs**
No need for staff members assigned to giving out and taking back keys.
- **Protection against key loss**
The locker key is held in the lock until the locker is in use. Even after the locker is opened, the key automatically remains in position and cannot be removed accidentally.
- **Time savings for the user**
No long wait for keys to be issued.
- **Better utilization of locker capacities**
The locker can be used by different visitors several times a day.



Twin-coin deposit lock



Token-operated multi-use twin-coin lock

Sturdy and variable.

BASIC benches and benches with coat rack



The tried and tested single benches:

Simple, sturdy, combined quickly 168

- Sturdy steel square tube construction with high-quality enamel coating
- Rounded hardwood bench slats, alternatively plastic bench slats
- Optional shoe rack, can also be retrofitted
- Easy height adjustment with adjusting screw
- Delivered completely preassembled for immediate use

| | Sturdy square profile | Sturdy rectangular tube | Rounded, varnished hardwood bench slats | 2-component wood varnish | Improved wet room resistance | Plastic bench slats with steel core |
|---|-----------------------|-------------------------|---|--------------------------|------------------------------|-------------------------------------|
| Benches and benches with coat rack Basic | • | - | • | • | • | optional |
| HPL benches and stool | - | - | - | - | • | - |
| Benches Vitas | - | • | - | - | • | - |

Benches with coat rack

HPL benches and stool



The attractive benches made of curved phenolic HPL.....172

- Sophisticated design, excellent seating comfort
- Sturdy frame made of 13 mm thick, curved phenolic HPL material white (HPL = high-pressure laminate) with black gray core
- Also available as an attractive, cubical-shaped stool
- With 4 plastic adjustable glides each for non-slip positioning
- Easy-to-clean material, ideally suited for wet rooms

VITAS benches



The durable, stylish solitaire bench.....173

- Sophisticated design and excellent seating comfort
- Sturdy, durable, and hard-wearing steel-profile frame
- Frame available in coated steel or stainless steel
- Seat and backrest made of phenolic HPL material (= high-pressure laminate)
- Optional 50 mm soft leather padding (black) for seat and backrest
- Additional storage areas next to the seat (for the 2000 mm bench widths)
- With 4 adjustable gliders to prevent slipping
- Frame edges easy to clean
- Floor attachment and sealing possible by means of on-site silicone application/sealing

Reinforced phenolic HPL seat and functional area



-

Seats made of padded leather



-

Easy to clean



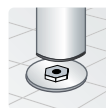
•

Height adjustment



•

Floor attachment



-

Floor sealing



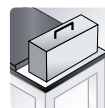
-

Stainless steel design



-

Functional areas



-

Attractive frame colors



•

•

-

•

-

-

-

-

•

-

•

•

•

-

•

optional

optional

•

•

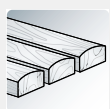
BASIC benches and benches with coat rack

The Basic benches and benches with coat rack offer:

- Sturdy steel square tube construction, 30 x 30 mm, with high-quality enamel coating
- Bench slats, backrests and hook racks made of hard beechwood planed on all sides, rounded at the top for good sitting comfort, approx. 60 x 30 mm side-face, finished with clear varnish, **with natural color differences**
- Adjustable floor gliders for easy level adjustment (10 mm)
- Hook rail with plastic double hooks, concealed according to DIN
- Delivered completely preassembled for immediate use
- Bench slats made of plastic (e.g. for damp rooms) available for all models for no additional charge
- Optional shoe rack, can also be retrofitted
- Frame standard color: RAL 7021 black gray (other frame coatings according to the color surcharge table at the end of catalog – see color surcharge code number)



Sturdy square profile



Rounded, varnished hard-wood bench slats



Height adjustment



Shoe racks with 5 crossbars made of square profile, one-sided. (Double benches require one shoe rack per side)



Floor gliders with 10 mm level adjustment

Free-standing bench

Frame in black gray RAL 7021 (standard), height 420 mm

| Dimensions and design | | 1000 | 1500 | 1960 |
|---|--------------------|-------------|-------------|-------------|
| Width | | 1000 | 1500 | 1960 |
| Depth | | 353 | 353 | 353 |
| Feet | | 4 | 4 | 6 |
| 1. without shoe rack | CSC | 3 | 3 | 3 |
| | Order no. | 8050-000 | 8051-000 | 8052-000 |
| | Price | | | |
| 1. with shoe rack | CSC | 3 | 3 | 3 |
| | Order no. | 8050-010 | 8051-010 | 8052-010 |
| | Price | | | |
| + Shoe racks | for width | 1000 | 1500 | 1960 |
| | CSC | 1 | 1 | 1 |
| | + Order no. | + 8050-7100 | + 8051-7100 | + 8052-7100 |
| + Addtl. charge | | | | |
| + Height adjusting screws | for number of feet | 4 | 4 | 6 |
| | + Order no. | + 8051-703 | + 8051-703 | + 8051-704 |
| | + Addtl. charge | | | |
| + Bench slats made of plastic with steel core | Light gray | | | |
| | + Order no. | + 8000-7035 | + 8000-7031 | + 8000-7021 |
| | + Addtl. charge | | | |

| | | | |
|----------------|---|--|--|
| 2. Frame color | Black gray RAL 7021 (standard) | | |
| | Please select (see end of catalog for color overview) 487 | | |



Coat rack section

Frame in black gray RAL 7021 (standard), height 1650 mm. One-sided or double-sided with backrests and hook rails.
For retrofitting or for remodeling ...

1. ...one free-standing bench into a **one-sided bench with coat rack**

| Width | 1000 | 1500 | 1960 |
|--------------|----------|----------|----------|
| Double hooks | 4 | 6 | 8 |
| CSC | 1 | 1 | 1 |
| Order no. | 8050-711 | 8051-711 | 8052-711 |
| Price | | | |

1. ...two free-standing benches into a **double-sided bench with coat rack**

| Width | 1000 | 1500 | 1960 |
|--------------|----------|----------|----------|
| Double hooks | 2 x 4 | 2 x 6 | 2 x 8 |
| CSC | 1 | 1 | 1 |
| Order no. | 8050-712 | 8051-712 | 8052-712 |
| Price | | | |

2. **Frame color**



Black gray RAL 7021 (standard)

Please select (see end of catalog for color overview) 487

Wall-mounted wardrobe

Hook rail for wall mounting with plastic double hooks

1. **One-sided design**

| Width | 996 | 1496 |
|--------------|-----------|-----------|
| Depth | 68 | 68 |
| Double hooks | 4 | 6 |
| Order no. | 8078-2101 | 8078-2111 |
| Price | | |

Note:

For retrofitting coat rack sections, the assembly bore holes required must be drilled by the customer.

Comfort coat hooks

Additional functions

- Combined hat and double coat hook
- Number plate that can be customized (with individual motifs, numbering, etc.)
- Coat hook bent backward (concealed according to DIN)

Modern design and made of high-quality plastic.




Comfort coat hooks with exchangeable individual label



Order no. 8078-2101

Single-sided and double-sided BASIC benches with coat racks



Order no. 8051-110



Comfort coat hooks with exchangeable individual label



Floor gliders with 10 mm level adjustment

One-sided bench with coat rack

Frame in black gray RAL 7021 (standard), height 1650 mm, bench height 420 mm

Dimensions and design

1.



without shoe rack

1.



with shoe rack

2.

Frame color



Black gray RAL 7021 (standard)

Please select (see end of catalog for color overview) 487


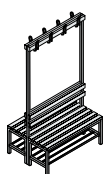


| | 1000 | 1500 | 1960 | |
|--------------|----------|----------|----------|--|
| Width | 1000 | 1500 | 1960 | |
| Depth | 403 | 403 | 403 | |
| Feet | 4 | 4 | 6 | |
| Double hooks | 4 | 6 | 8 | |
| CSC | 4 | 4 | 4 | |
| Order no. | 8050-100 | 8051-100 | 8052-100 | |
| Price | | | | |
| CSC | 4 | 4 | 4 | |
| Order no. | 8050-110 | 8051-110 | 8052-110 | |
| Price | | | | |



Double-sided bench with coat rack

Frame in black gray RAL 7021 (standard), height 1650 mm, bench height 420 mm



| | 1000 | 1500 | 1960 |
|--------------|----------|----------|----------|
| Width | 1000 | 1500 | 1960 |
| Depth | 756 | 756 | 756 |
| Feet | 2 x 4 | 2 x 4 | 2 x 6 |
| Double hooks | 2 x 4 | 2 x 6 | 2 x 8 |
| CSC | 6 | 6 | 6 |
| Order no. | 8050-200 | 8051-200 | 8052-200 |
| Price | | | |

1.

| | | | |
|-----------|----------|----------|----------|
| CSC | 6 | 6 | 6 |
| Order no. | 8050-210 | 8051-210 | 8052-210 |
| Price | | | |

1.



Accessories

Height adjustment screws, plastic bench slats 168



Order no. 8051-210

HPL benches and stool

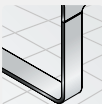
The HPL benches and the HPL stool offer:

- Sophisticated design, excellent seating comfort
- Sturdy frame made of 13 mm thick, curved phenolic HPL material white (HPL = high-pressure laminate) with black gray core
- Also available as an attractive, cubical-shaped stool
- With 4 plastic adjustable glides each for non-slip positioning
- Easy-to-clean material
- **Ideally suited for wet rooms**

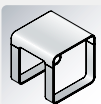


Order no. 80523-000

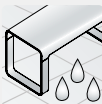
Order no. 80593-000




Sturdy phenolic HPL material



Cubical-shaped stool

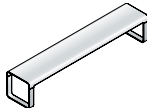
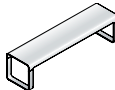


Suitable for wet rooms



Free-standing HPL benches and stool *

Seat and frame made of curved phenolic HPL, height 445 mm



Dimensions and design



HPL white

| | 450 | 1000 | 1500 | 2000 |
|-----------|-----------|-----------|-----------|-----------|
| Width | 450 | 450 | 450 | 450 |
| Depth | 450 | 450 | 450 | 450 |
| Design | Stool | Bench | Bench | Bench |
| Order no. | 80593-000 | 80503-000 | 80513-000 | 80523-000 |
| Price | | | | |

* Longer delivery time



VITAS benches

The Vitas benches offer:

- Sophisticated design, excellent seating comfort
- Sturdy steel-profile frame, available in coated steel or stainless steel
- Seat and backrest made of phenolic HPL (= high-pressure laminate)
- Optional 50 mm soft leather padding (black) for seat and backrest
- Additional storage areas next to the seat (for the 2000 mm bench widths)
- With 4 adjustable gliders to prevent slipping
- Frame edges easy to clean
- Floor attachment and sealing possible by means of on-site silicone application/sealing



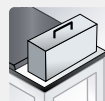
Sturdy rectangular tube



Reinforced phenolic HPL seat and functional area



Stainless steel optional



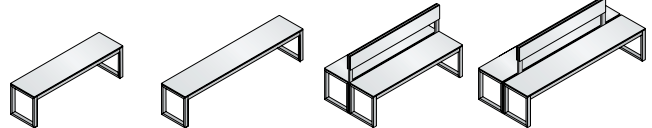
Functional areas

For wet rooms, we recommend the option with stainless steel frame and phenolic HPL seat/backrest



Free-standing Vitas benches

Seat made of **phenolic HPL**, height 453 mm



Dimensions and design

| Width | 1500 | 2000 | 1500 | 2000 |
|--------|-----------------|------|-----------------|------|
| Depth | 400 | 400 | 825 | 825 |
| Design | Full-width seat | | Full-width seat | |



| CSC | 3 | 3 | 3 | 3 |
|-----------|----------|----------|----------|----------|
| Order no. | 8151-900 | 8152-900 | 8151-920 | 8152-920 |
| Price | | | | |



| CSC | - | - | - | - |
|-----------|----------|----------|----------|----------|
| Order no. | 8151-902 | 8152-902 | 8151-922 | 8152-922 |
| Price | | | | |

Additional leather seat

Leather black, height 490 mm



| Design | Full-width seat | Seat 1500 mm, storage areas on left and right | Full-width seat | Seat 1500 mm, storage areas on left and right |
|-----------------|-----------------|---|-----------------|---|
| + Order no. | + 8152-004 | + 8152-004 | + 8152-204 | + 8152-204 |
| + Addtl. charge | | | | |

2. Frame color



for coated option

Please select (see end of catalog for color overview) 487

Something for everyone.

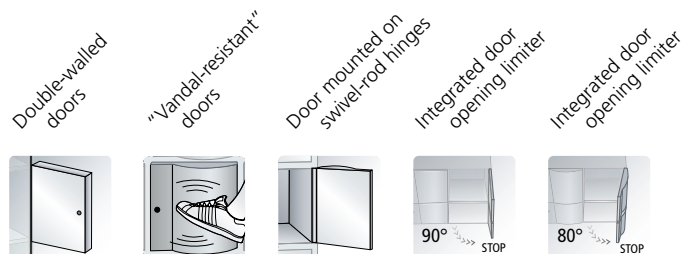
Wall-mounted wardrobes and free-standing wardrobes



The useful helpers for the lobby

176

- Sturdy steel and aluminum construction
- Free-standing wardrobes optionally available with casters for mobile use
- Optional double numbering for use as a "theater wardrobe"
- Two umbrella stand variants
- Delivered disassembled with easy assembly instructions



Wall-mounted wardrobes and free-standing wardrobes

Open wardrobes and box lockers

Open wardrobes S 5000 **Resisto**

-

-

-

-

-

•

-

-

•

-

-

•

•

-

•

Open wardrobes and box lockers



The typical office wardrobe designed for continuous connection 178

- Sturdy steel construction with high-quality enamel coating
- 2 compartment widths (wide version suitable for motorcycle helmets)
- Flexible endless system comprising box lockers, intermediate parts, and end panels, expandable at any time
- Door opening limiter 90° as standard feature
- Coat hangers with special mounting (discourages theft)
- Double-walled doors with cylinder lock and 2 keys
- Other lock options: turning bolt, master key system, Safe-O-Mat locks

Open wardrobes S 5000 RESISTO



Open wardrobe with special doors: Extra strong, extra fine, extra large 183

- Sturdy steel construction with high-quality enamel coating
- Special doors made of 1.5 mm thick steel, curved to the front, mounted on sturdy swivel-rod hinges
- Compartments suitable for motorcycle helmets
- Integrated door opening limiter 80° as standard feature
- Each door with cylinder lock and 2 keys
- Other lock options: turning bolt, master key system, Safe-O-Mat locks
- Height adjustment
- Soft doorstop silencer

| Locking variants | Number plates | Standard coat hanger | Coat hanger with special mounting | Compartments for motorcycle helmets | Umbrella stand | Casters | Base 100 mm | Height adjustment | Continuous connection |
|------------------|---------------|----------------------|-----------------------------------|-------------------------------------|----------------|---------|-------------|-------------------|-----------------------|
| | | | | | | | | | |
| - | • | • | - | - | • | • | - | - | - |
| • | - | - | • | B 400 | • | - | • | - | • |
| • | - | - | • | B 350 | • | - | • | • | • |

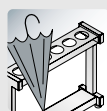


The wall-mounted and free standing wardrobes offer:

- Each system consists of durable, non-coated anodized aluminum and powder coated square/rectangular steel tube in black
- All hooks in standard design black anodized, also in non-coated aluminum on request
- Delivered disassembled with easy assembly instructions
- Coat hangers made of black plastic



Free-standing and wall-mounted wardrobes



Umbrella stand



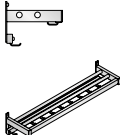
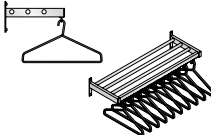
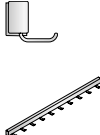
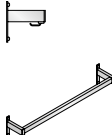
Order no. 8078-1101



Order no. 8078-1103

Wall-mounted wardrobes

1. Dimensions and design

| |  |  |  |  |
|-------------|---|--|---|---|
| Width | 1000 | 1000 | 1000 | 1000 |
| Depth | 250 | 350 | 65 | 170 |
| Height | 180 | 180 | 45 | 180 |
| Description | Wardrobe profile with hat rack and 19 hooks | Wardrobe profile with hat rack and 10 coat hangers made of black plastic | Wardrobe profile with 10 hooks (standard design) | Wardrobe profile with supports and 10 hooks mounted toward the inside |
| Order no. | 8078-1103 | 8078-1104 | 8078-1101 | 8078-1102 |
| Price | | | | |

+ Numbering

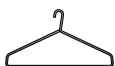
for all free-standing wardrobes with hooks, consisting of self-adhesive number plates and matching wardrobe tag, both white plastic with black numbering (please specify)



| | |
|-----------|----------|
| Order no. | 8078-707 |
| Price | |



+ Special coat hangers made of black plastic, in bulk



| | |
|-----------|----------|
| Order no. | 8078-703 |
| Price | |

+ 1 set of casters (4 pieces) for free-standing wardrobes, sturdy design with brake



| | |
|-----------|----------|
| Order no. | 8078-702 |
| Price | |

Wall-mounted and free-standing wardrobes



Order no. 8078-1202



Order no. 8078-1201 + 8078-702 (casters)

Free-standing wardrobes

free-standing

| 1. Dimensions and design | | | | | | | | | |
|--------------------------|-------------|---|--|-------------|--|--|-------------|--|--|
| | | | | | | | | | |
| | | | | | | | | | |
| | | | | | | | | | |
| | | | | | | | | | |
| | | | | | | | | | |
| | Width | 1000 | | Width | 1000 | | Width | 1000 | |
| | Depth | 450 | | Depth | 650 | | Depth | 550 | |
| | Height | 1700 | | Height | 1700 | | Height | 1700 | |
| | Description | one-sided design with hat rack and 19 hooks | | Description | double-sided design with hat rack and 2 x 19 hooks | | Description | one-sided design with hat rack and 10 coat hangers made of black plastic | |
| | Order no. | 8078-1201 | | Order no. | 8078-1202 | | Order no. | 8078-1203 | |
| | Price | | | Price | | | Price | | |

Umbrella stand

with drip pan

| 1. Dimensions and design | | | | | | |
|--------------------------|-------------|-----------------|-------------|------------------|--|--|
| | | | | | | |
| | | | | | | |
| | | | | | | |
| | | | | | | |
| | | | | | | |
| | Width | 600 | Width | 1000 | | |
| | Depth | 150 | Depth | 250 | | |
| | Height | 450 | Height | 450 | | |
| | Description | for 6 umbrellas | Description | for 20 umbrellas | | |
| | Order no. | 8078-1301 | Order no. | 8078-1302 | | |
| | Price | | Price | | | |

Order no. 8078-1301



Order no. 8078-1302

8070 series



Door opening limiter 90°



Wide compartment
(e.g. for motorcycle helmets)
from model 82700



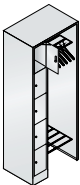
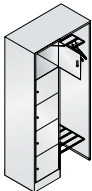
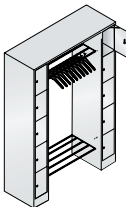
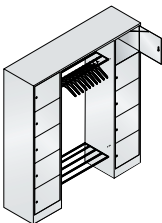
Order no. 80700-00



Order no. 80710-00

Open wardrobes

1. Dimensions and design

| |  |  |  |  | |
|---|---|---|--|--|--|
| Width | 740 | 960 | 1430 | 1870 | |
| Depth | 480 | 480 | 480 | 480 | |
| Height | 1950 | 1950 | 1950 | 1950 | |
| Clear opening dimensions per compartment H x W x D | 345 x 190 x 460 | 345 x 410 x 460 | 345 x 190 x 460 | 345 x 410 x 460 | |
| for no. of persons | 5 | 5 | 10 | 10 | |
| Description | 1 locker with 5 compartments, no. 80700-10, 1 top shelf, 1 hat rack with 5 coat hangers, 1 shoe rack, 1 end side panel | 1 locker with 5 compartments, no. 82700-10, double-width, 1 top shelf, 1 hat rack with 5 coat hangers, 1 shoe rack, 1 end side panel | 2 lockers with 5 compartments, no. 80700-10, 1 top shelf, 1 hat rack with 10 coat hangers, 1 shoe rack | 2 lockers with 5 compartments each, no. 82700-10, double-width, 1 top shelf, 1 hat rack with 10 coat hangers, 1 shoe rack | |
| CSC | 6 | 7 | 9 | 11 | |
| Order no. | 80700-00 | 82700-00 | 80710-00 | 82710-00 | |
| Price | | | | | |

2. Body and door color (see end of catalog for color overview)



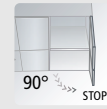
Please choose

487

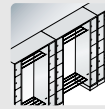
Open wardrobes and box lockers

The 8070 series offers:

- Sturdy steel construction with high-quality enamel coating
- Expandable and modifiable continuous system
- Double-walled hinged doors
- All doors with door opening limiter 90°
- Cylinder lock with 2 keys
- Two compartment sizes
- Lockers prepared for intermediate parts on left and right
- Coat hangers with special mounting (discourages theft)
- Hat rack and shoe racks made of square tube, coated in black gray, base in color of body
- The wardrobes are delivered disassembled with easy assembly instructions
- Asymmetrical wardrobes can also be mirrored for assembly



Door opening limiter



Continuous connection



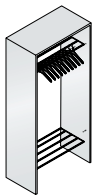
Double-walled doors



Order no. 80730-00



Order no. 80730-20



954

480

1950

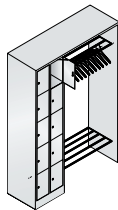
-

10

2 end panels, no. 8074-00,
1 top shelf,
1 hat rack with
10 coat hangers,
1 shoe rack,
1 rear panel, no. 8071-02

5

8071-03



1410

480

1950

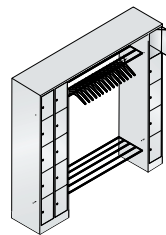
345 x
190 x 460

10

1 locker with 10 compartments,
no. 80700-20,
1 top shelf,
1 hat rack with
10 coat hangers,
1 shoe rack,
1 end side panel

9

80720-00



2100

480

1950

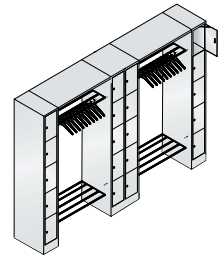
345 x
190 x 460

15

1 locker with 10 compartments,
no. 80700-20,
1 locker with 5 compartments,
no. 80700-10,
1 top shelf,
1 hat rack with 15 coat hangers,
1 shoe rack

11

80730-00



2840

480

1950

345 x
190 x 460

20

2 lockers with 5 compartments
each, no. 80700-10, 1 locker with
10 compartments, no. 80700-20,
2 top shelves, 2 hat racks with
10 coat hangers each,
2 shoe racks

13

80730-20

+ Accessories

Additional fittings, coat hangers 181

Box lockers 8070 series



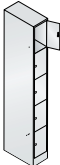
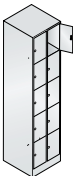

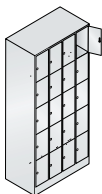
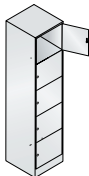
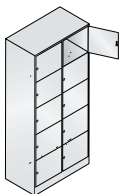
Order no. 80700-40



Order no. 82700-20

Box lockers

1. Dimensions and design

| |  |  |  |  |  |  |
|--|---|---|---|---|---|---|
| Width | 240 | 460 | 680 | 900 | 460 | 900 |
| Depth | 480 | 480 | 480 | 480 | 480 | 480 |
| Height | 1950 | 1950 | 1950 | 1950 | 1950 | 1950 |
| Clear opening dimensions per compartment H x W x D | 345 x 190 x 460 | 345 x 190 x 460 | 345 x 190 x 460 | 345 x 190 x 460 | 345 x 410 x 460 | 345 x 410 x 460 |
| Description | with 5 tiers | with 5 tiers and 2 adjacent compartments = 10 compartments | with 5 tiers and 3 adjacent compartments = 15 compartments | with 5 tiers and 4 adjacent compartments = 20 compartments | with 5 tiers (double-width) | with 5 tiers and 2 adjacent compartments (double-width) = 10 compartments |
| CSC | 4 | 6 | 9 | 10 | 6 | 9 |
| Order no. | 80700-10 | 80700-20 | 80700-30 | 80700-40 | 82700-10 | 82700-20 |
| Price | | | | | | |

2. Body and door color (see end of catalog for color overview)

☐ ☐ ☐ ☐ ☐ ☐ Please choose 487

Accessories for open wardrobe systems

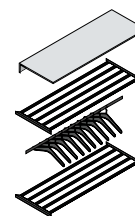
Intermediate parts

1 top shelf,
1 hat rack with
5 coat hangers,
1 shoe rack
for no. 80700-00
and 82700-00

1 top shelf,
1 hat rack with
10 coat hangers,
1 shoe rack
for no. 80710, 80720,
82710-00, and 80730-20

1 top shelf,
1 hat rack with
15 coat hangers,
1 shoe rack
for no. 80700-00

| | | | |
|-----------|---------|---------|---------|
| Width | 500 | 950 | 1400 |
| Depth | 480 | 480 | 480 |
| CSC | 1 | 2 | 3 |
| Order no. | 8070-01 | 8071-01 | 8073-01 |
| Price | | | |



Rear panels



| | | | |
|-----------|---------|---------|---------|
| Width | 500 | 950 | 1400 |
| Height | 1950 | 1950 | 1950 |
| CSC | 1 | 2 | 3 |
| Order no. | 8070-02 | 8071-02 | 8073-02 |
| Price | | | |

Side end panel

Depth 480 mm



| | |
|-----------|---------|
| Width | 20 |
| Height | 1950 |
| CSC | 1 |
| Order no. | 8074-00 |
| Price | |



Door reduced in size

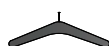
for letter drop with 80700/82700 series
(addtl. charge per door/longer delivery time possible)

| | |
|-----------|---------|
| Order no. | 8000-25 |
| Price | |

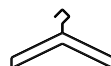


Double coat hooks for ease of operation,
with integrated mounting for coat hangers

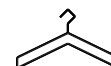
Coat hangers



Standard
Hardwood in black paint
finish (with special mounting)



Metal nickel-plated
(with conventional mounting)



Metal golden
(with conventional mounting)

| | | | |
|-----------|----------|----------|----------|
| Order no. | 8000-061 | 8000-063 | 8000-064 |
| Price | | | |

Moisture-proof design (electrolytically zinc-plated, enamel coated) on request






CSC = color surcharge code number (see end of the catalog for color overview)

www.cp-furniture.com






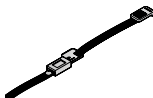
Accessories for box lockers 8070 series

Cylinder locks and turning bolt latches

| Prices per lock | Basic design | | Optional | | | | | |
|--------------------|---|---|---|---|---|---|--|----------------------------------|
| | Cylinder lock | Cylinder lock in black with 2 keys | | Lock in moisture-proof design cylinder lock in black | | Turning bolt latch | | |
| |  |  | |  |  |  | | |
| | up to 1000 different key numbers | up to 6000 different key numbers | via master key system with security certificate* | via master key system without security certificate* | up to 1000 different key numbers | via master key system with security certificate* | via master key system without security certificate* | for padlock |
| Order no. | 8077-30 | 8077-300 | 8000-01 | 8000-001 | 8077-32 | 8000-012 | 8000-0012 | 0003-00 |
| Unit price | | | | | | | | |
| + Addtl. charge | Standard | | | | | | | |
| | | | | | | | ¹⁾ 51 black 52 white 53 red 55 blue | 56 gray 61 green 67 yellow |




Keys and wristband for cylinder locks

Keys and wristband for cylinder locks

| | Spare keys for cylinder lock | Spare key for master key system | | Master key for master key system | | Perlon wristband for cylinder locks |
|-----------|--|--|--------------------------------------|--|-------------------------------------|--|
| |  |  | |  | |  |
| | Spare key for lock 8077-30 / 8077-300 | with security certificate* | without security certificate* | with security certificate* | without security certificate | Please indicate numbering from-to and list desired color no. ¹⁾ |
| Order no. | 0006-00 | 0010-11 | 0006-00 | 0011-00 | 0012-00 | 8501-05.. |
| Price | | | | | | |




Padlocks

for turning bolt latches, bolt size approx. 6 mm

| | Brass design, 2 keys, up to 300 different key numbers | Brand lock in brass design with precision cylinder, 2 keys, up to 168,000 different key numbers | High-gloss chrome-plated with number combination, without keys | Locking no. chosen by customer |
|-----------|---|---|--|--|
| |  |  |  | for cylinder lock (longer delivery time) Additional charge per lock |
| Order no. | 0002-10 | 0002-11 | 0002-12 |-..99 |
| Price | | | | + Addtl. charge |

Number plates

Please specify numbering

| | Number plates in lock area, self-adhesive, separate for easy DIY assembly, only suitable for cylinder locks | | | | Stainless steel number plate self-adhesive, 30 x 50 x 1.0 mm |
|-----------|---|---|------------------|------------------|---|
| |  |  | | |  |
| | <u>with</u> integrated door protection, 123 x 39 x 1.0 mm | <u>without</u> integrated door protection, 68 x 39 x 1.0 mm | | | |
| Design | plastic | Stainless steel | plastic | Stainless steel | Stainless steel |
| Order no. | 4902-0601 | 4901-0601 | 4902-0611 | 4901-0611 | 8501-06 |
| Price | | | | | |



SAFE-O-MAT-Locks 107 + 165



Additional door protection/number plate 84

The S 5000 Resisto series offers:

- Sturdy steel construction with high-quality enamel coating
- All models on base 100 mm high in color of the body and height adjustment
- Lockers with 5 tiers and vented rear panel as well as 20 mm wall spacer
- **Special doors made of steel 1.5 mm thick, curved to the front and absolutely sturdy**
- Door hinged on right and left with sturdy strap hinges
- Each door with cylinder lock and 2 keys
- Integrated door opening limiter 80° with soft doorstop silencer and wall mounting as standard features
- Compartments suitable for motorcycle helmets
- Other lock types, such as coin-operated locks, available as well



"Vandal-resistant" doors



Integrated door opening limiter



Height adjustment



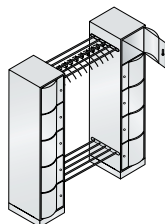
Door mounted on swivel-rod hinges



Order no. 8571-00

Open wardrobe

consisting of one security locker each model 8570-172, hat and shoe rack made of round metal in between, 10 black plastic coat hangers



| | | |
|-----------|--|-----------------|
| 1. | Width | 1742 |
| | Depth | 540 |
| | Height | 1950 |
| | Clear opening dimensions per compartment H x W x D | 336 x 320 x 460 |
| | CSC | 10 |
| | Order no. | 8571-00 |
| | Price | |

All lockers with louvers in the rear panel and 20 mm wall spacer


+ Accessories

Locks **159**

Coat hangers **176**



Absolutely smooth and "vandal-resistant"



Integrated door opening limiter 80°

CSC = color surcharge code number



Z lockers

S 3000 EVOLO Fire service lockers



The space-saving lockers for long garments 186

- Sturdy steel construction with high-quality enamel coating
- Z-shaped doors, fixed or as folding door mechanism
- Either base or bench as sub-frame
- Practical interior fittings for easy use
- Fronts made of steel
- Possible locks: turning bolts, cylinder locks, Safe-O-Mat locks


The red lockers with the clever details 188

- Sturdy steel construction with high-quality enamel coating
- Choice of different dimensions and compartment widths
- Many sub-frame options customized to specific requirements
- Security compartment (door does not project beyond the housing)
- Combination lock with master key and scrambling function
- Practical accessories, proven under operating conditions

Z-shaped doors



Base 100 mm



Different
sub-frames



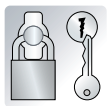
Steel fronts



Standard
fittings



Locking
variants



Z lockers

•

•

•

•

•

•

S 3000 **Evolo**
fire service lockers

-

-

•

•

•

•

S 3000 **Evolo** laundry collection/
dispensing lockers and laptop lockers

-

•

•

•

-

-

Space-saving lockers, safe deposit box
and small-compartment lockers

-

•

-

•

-

-

Industry-specific and custom solutions

S 3000 EVOLO Laundry collection and dispensing lockers



The well thought-out dispensing and collecting lockers 196

- Sturdy steel construction with high-quality enamel coating
- Dispensing lockers with two different compartment sizes
- Practical central door for collective loading and individual unloading
- Either feet or base as sub-frame
- Collection lockers with integrated swing flap
- Laundry-bag holder

S 3000 EVOLO Laptop lockers



The safe computer storage 197

- Sturdy steel construction with high-quality enamel coating
- The solution for the secure and space-saving storage of 10 or 20 laptops, notebooks, or tablets
- Optionally with power connection in each compartment (installation position always on the left, incl. cabinet connection cable)
- Door hinged on right, with sturdy swivel-rod hinges
- Each door with cylinder lock and 2 keys

Space-saving lockers, safe deposit box, small- compartment lockers



The space-saving specialists 198

- Sturdy steel construction with high-quality enamel coating
- Doors of space-saving lockers mounted on sturdy strap hinges
- Safe deposit box lockers with shortened door, e.g. for letter drop
- Space-saving lockers with extra narrow compartment width of 150 mm for small rooms
- Attractive locker base in black gray
- Small-compartment lockers with two compartment sizes for simple adaptation for desired use

| Different compartment widths | Open wardrobe | Recessed security compartment | Special helmet holder, foldable | Combination lock | Central door | Swing flap | Extra narrow compartments | Doors shortened for letter drop | Electrification |
|------------------------------|---------------|-------------------------------|---------------------------------|------------------|-----------------|-----------------|---------------------------|---------------------------------|-----------------|
| | | | | | | | | | |
| - | - | - | - | - | - | - | - | - | - |
| • | • | • | • | • | - | - | - | - | - |
| - | - | - | - | - | ¹⁾ • | ¹⁾ • | - | - | ²⁾ • |
| • | - | - | - | - | - | - | • | • | - |

¹⁾ for laundry collection/dispensing lockers

²⁾ for laptop lockers



Order no. 8023-224



Order no. 8053-224

With folding-door mechanism

for double hanging room for long garments in a small space, special folding-door mechanism, requires little space, no risk of collisions, each door with cylinder lock and two keys. All lockers with ventilation in the rear panel and 10 mm spacer (absolute body depth = approx. 500 mm)

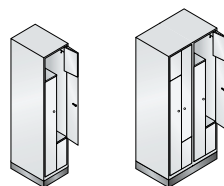
Clear opening dimensions per compartment (H x W x D): 1225 x 350/160 x 480 mm
Height of the wide section: 340 mm

Special folding-door mechanism:

- low space requirements
- no risk of collision
- comfortable operation via locks in the center

Z lockers

on base 100 mm high,
doors in color of the body and 10 mm
height adjustment



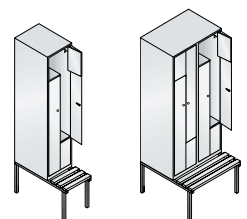
1. Dimensions and design



| Width | 420 | 820 |
|--------------------|----------|----------|
| Depth | 510 | 510 |
| Height | 1800 | 1800 |
| for no. of persons | 2 | 4 |
| CSC | 3 | 5 |
| Order no. | 8023-122 | 8023-224 |
| Price | | |

Z lockers

on bench built
underneath the locker,
with bench slats made of
hard beechwood



1. Dimensions and design



| 420 | 820 |
|----------|----------|
| 510/825 | 510/825 |
| 2090 | 2090 |
| 2 | 4 |
| 3 | 5 |
| 8053-122 | 8053-224 |

2. Body and door color



Please select (see end of catalog for color overview) 487

Z lockers



Order no. 8123-224



Order no. 8153-224

With fixed doors

for double hanging room for long garments in a small space, with fixed door (non-folding), no risk of collisions thanks to corresponding lock position, each door with cylinder lock and two keys. All lockers with ventilation in the rear panel and 10 mm spacer (absolute body depth = approx. 500 mm).

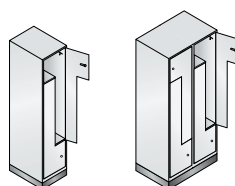
Clear opening dimensions per compartment (H x W x D): 1225 x 350/160 x 480 mm
Height of the wide section: 340 mm



The practical, sturdy wardrobe rail made of oval profile with 3 twist-proof sliding hooks is very user-friendly and allows several garments to be hung at intervals.

Z lockers

on base 100 mm high,
doors in color of the body and 10 mm
height adjustment



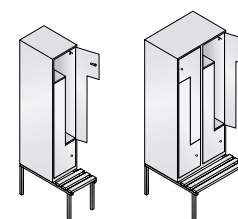
1. Dimensions and design

| | 420 | 820 |
|--------------------|----------|----------|
| Width | 420 | 820 |
| Depth | 510 | 510 |
| Height | 1800 | 1800 |
| for no. of persons | 2 | 4 |
| CSC | 3 | 5 |
| Order no. | 8123-122 | 8123-224 |
| Price | | |



Z lockers

on bench built
underneath the locker,
with bench slats made of
hard beechwood



1. Dimensions and design

| | 420 | 820 |
|--------------------|----------|----------|
| Width | 420 | 820 |
| Depth | 510/825 | 510/825 |
| Height | 2090 | 2090 |
| for no. of persons | 2 | 4 |
| CSC | 3 | 5 |
| Order no. | 8153-122 | 8153-224 |
| Price | | |



+ Bench slats made of plastic

| | Light gray | Blue gray | Black gray |
|-----------------|-------------|-------------|-------------|
| + Order no. | + 8000-7035 | + 8000-7031 | + 8000-7021 |
| + Addtl. charge | | | |

+ Accessories


Additional fittings, locks 51

Practical details: S 3000 EVOLO

For additional furnishing examples from a market leader, please see the Evolo fire service lockers brochure or our website at www.cp.de/evolo



Foldable helmet holder:
made of glass-fiber reinforced plastic, for better protection of the helmet by the curved support and practical folding function for easier removal.



Hook rail on the side:
With three additional sliding stainless steel hooks, for example for safety harness, respirator mask, etc.



C+P double coat hooks:
Oval special changing room rail with twist-proof double sliding hooks. Can support a large load and is very easy to use, with system holder, e.g., for coat hangers or a movable partition.



Optimum corrosion protection thanks to optional feet made of plastic:
They consistently underpin the linear design and have a protective sleeve that covers the adjusting screw when the optional height adjustment is used. An ingenious feature!



Security compartment with additional top shelf:
Important details on model 48315: The security compartment door does not project beyond the housing when opened, thus keeping the passageway clear (= safety even during hectic changing situations).

Fire service lockers



Fire service lockers

Compartment width 500 mm... 190



Fire service lockers

Compartment width 400 mm... 191



Fire service lockers

with helmet holder
on locker roof 192



Fire service combination locker.....

194



Fire service wardrobes.....

195



Step tread with top handle:

For easy access of the helmet holder on top of the locker for shorter people.



Shoe tray:

The shoe tray collects dirty water and foreign objects from the bottom of shoes and protects the locker from damage. Cleaning is no problem thanks to its easy removal.



Special combination lock:

With scrambling and master key function to keep valuables and personal items safely locked away.

S 3000 EVOLO

The S 3000 Evolo fire service lockers offer:

- Sturdy steel construction with high-quality enamel coating
- Choice of different dimensions and compartment widths
- Many sub-frame options customized to specific requirements
- Security compartment (door does not project beyond the housing)
- Combination lock with master key and scrambling function
- Adjustment screws, level adjustable from the inside
- **Optional: locker feet made of plastic = increased protection against corrosion of the locker!**
- Practical accessories, proven under operating conditions



Adjustment screws, level adjustable



Sub-frame with feet, optional




Recessed security compartment



Special helmet holder, foldable



Combination lock



Different compartment widths

Order no. 48315-13
+ 48015-711L
(combination lock)



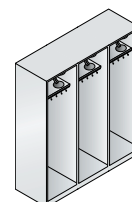
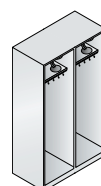
Fire service lockers

Compartment width 500 mm, with the following equipment: foldable helmet holder inside on the top right, storage shelf or optionally security compartment inside on the top left. Sturdy wardrobe rail made of oval profile below with 4 twist-proof sliding hooks, hook rail on the side with 3 sliding hooks for safety harness, etc., bottom can be swept out smoothly.

Internal dimensions of helmet compartment:
320 x 250 (H x W)

Internal dimensions from wardrobe rail
to bottom of locker:
1360 x 445 x 565 mm (H x W x D)

Height 1850 mm
Depth 600 mm



1. Dimensions and design

open compartment

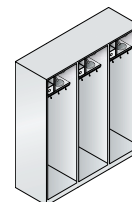
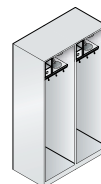


| Width | 520 | 1010 | 1500 |
|--------------|-----------|-----------|-----------|
| Compartments | 1 x 500 | 2 x 500 | 3 x 500 |
| CSC | 4 | 6 | 8 |
| Order no. | 48315-131 | 48315-231 | 48315-331 |
| Price | | | |

Lockers with security compartment

with cylinder lock and 2 keys (combination lock for additional charge)

Interior dimensions of security compartment:
155 x 125 x 320 mm (H x W x D)



1. Dimensions and design

with security compartment



| Width | 520 | 1010 | 1500 |
|--------------|----------|----------|----------|
| Compartments | 1 x 500 | 2 x 500 | 3 x 500 |
| CSC | 4 | 6 | 8 |
| Order no. | 48315-13 | 48315-23 | 48315-33 |
| Price | | | |

2. Body color (fire red RAL 3000 for no addtl. charge)



Please select (see end of catalog for color overview) 487

Fire service lockers



+ **Feet**
Plastic version,
150 mm high,
height-adjustable
by approx. 10 mm
(4 pieces)



Color
Locker height

Black
2000

+ Order no.

+ 4800-70251

+ Addtl. charge

Order no. 48215-22
+ 4800-70251 (feet made of plastic)
+ 2x 48015-711R (combination lock)

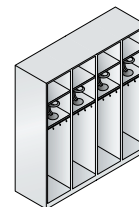
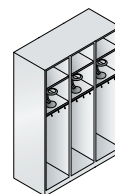
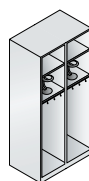
Fire service lockers

Compartment width 400 mm, with the following equipment: security compartment on top, below that phenolic HPL shelf in black with foldable helmet holder. Sturdy wardrobe rail made of oval profile below with 3 twist-proof sliding hooks, hook strip with 3 movable hooks for safety harness, etc. on the side, bottom can be swept out smoothly.

Internal height of the helmet compartment:
300 mm

Internal dimensions from barre
porte-manteau to bottom of locker:
1130 x 330 x 465 mm (H x W x D)

Height 1850 mm
Depth 500 mm



1. Dimensions and design

| Width | 420 | 810 | 1200 | 1590 |
|------------------|-----------|-----------|-----------|-----------|
| Compartments | 1 x 400 | 2 x 400 | 3 x 400 | 4 x 400 |
| open compartment | 3 | 5 | 6 | 8 |
| CSC | 48215-121 | 48215-221 | 48215-321 | 48215-421 |
| Order no. | | | | |
| Price | | | | |


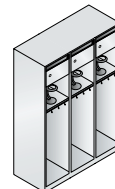
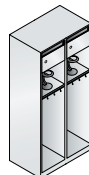
open
compartment



Lockers with security compartment

with cylinder lock and 2 keys as well as
insertion slot (H 25 x W 195 mm) above the
door (combination lock for additional charge)

Interior dimensions of security compartment:
200 x 288 x 435 mm (H x W x D)



1. Dimensions and design

| Width | 420 | 810 | 1200 | 1590 |
|---------------------------|----------|----------|----------|----------|
| Compartments | 1 x 400 | 2 x 400 | 3 x 400 | 4 x 400 |
| with security compartment | 3 | 5 | 6 | 8 |
| CSC | 48215-12 | 48215-22 | 48215-32 | 48215-42 |
| Order no. | | | | |
| Price | | | | |

with
security
compartment



+ Accessories

Additional fittings, combination lock 193

Fire service lockers

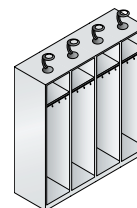
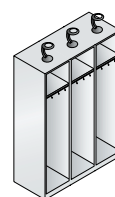
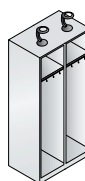
Compartment width 400 mm, with the following equipment: foldable helmet holder on the locker roof (delivered separately, for easy DIY assembly), one open compartment inside at the top, optionally with security compartment with insertion slot, additional storage shelf optional. Sturdy wardrobe rail made of oval profile below with 3 twist-proof sliding hooks, hook rail on the side with 3 sliding hooks for safety harness, etc., bottom can be swept out smoothly.

+ Feet
Plastic version, 150 mm high, height-adjustable by approx. 10 mm (4 pieces)

| Color | Black |
|---------------------------------|--------------|
| Total height with helmet holder | 2185 |
| Locker height | 2000 |
| + Order no. | + 4800-70251 |
| + Addtl. charge | |



Total height with helmet holder 2035 mm
Locker height 1850 mm
Depth 500 mm



1. Dimensions and design

| Width | 420 | 810 | 1200 | 1590 |
|--------------|---------|---------|---------|---------|
| Compartments | 1 x 400 | 2 x 400 | 3 x 400 | 4 x 400 |

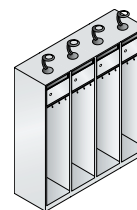
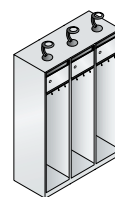
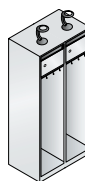
open compartment



| | | | | |
|-----------|-----------|-----------|-----------|-----------|
| CSC | 3 | 5 | 6 | 8 |
| Order no. | 48015-121 | 48015-221 | 48015-321 | 48015-421 |
| Price | | | | |

Lockers with security compartment

with cylinder lock and 2 keys as well as insertion slot (H 25 x W 195 mm), combination lock for additional charge
Interior dimensions of security compartment: 200 x 288 x 435 mm (H x W x D)



1. Dimensions and design

| Width | 420 | 810 | 1200 | 1590 |
|--------------|---------|---------|---------|---------|
| Compartments | 1 x 400 | 2 x 400 | 3 x 400 | 4 x 400 |

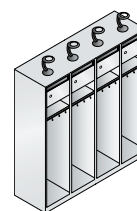
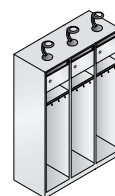
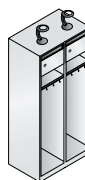
with security compartment



| | | | | |
|-----------|----------|----------|----------|----------|
| CSC | 3 | 5 | 6 | 8 |
| Order no. | 48115-12 | 48115-22 | 48115-32 | 48115-42 |
| Price | | | | |

Lockers with security compartment and other compartment

with cylinder lock and 2 keys as well as insertion slot (H 25 x W 195 mm), below that open compartments, combination lock for additional charge
Interior dimensions of security compartment: 200 x 288 x 435 mm (H x W x D)



1. Dimensions and design

| Width | 420 | 810 | 1200 | 1590 |
|--------------|---------|---------|---------|---------|
| Compartments | 1 x 400 | 2 x 400 | 3 x 400 | 4 x 400 |

with security compartment + other compartment



| | | | | |
|-----------|----------|----------|----------|----------|
| CSC | 3 | 5 | 6 | 8 |
| Order no. | 48015-12 | 48015-22 | 48015-32 | 48015-42 |
| Price | | | | |

2. Body color (fire red RAL 3000 for no addtl. charge)



Please select (see end of catalog for color overview) 487

+ Accessories

Additional fittings, combination lock see right

Accessories for fire service lockers

- + Step tread**
with additional top handle
(wall mount required), additional
charge per compartment
- | | |
|-----------------|-----------------|
| Design | Aluminum |
| + Order no. | + 48015-770 |
| + Addtl. charge | |



Order no. 48115-22
+ 4800-70251 (feet made of plastic)
+ 2x 48015-770 (step tread including handle)
+ 2x 48015-711R (combination lock)



Individual helmet holder

Foldable, made of black gray plastic
Price per unit

| | |
|-------------|------------|
| + Order no. | + 8501-011 |
| + Price | |

Combination lock in the security compartment

With scrambling option as well as emergency opening and code finding by means of master key

| | | |
|-----------------|----------------|-----------------|
| Door hinged | on left | on right |
| + Order no. | + 48015-711L | + 48015-711R |
| + Addtl. charge | | |

Master key

for combination
lock 48015-711L/R

| | |
|-----------------|-------------|
| + Order no. | + 48015-713 |
| + Addtl. charge | |

Shoe tray, black

made of plastic, for compartments W 400 and 500 mm, easy to adapt, price per compartment

| | |
|-----------------|------------|
| + Order no. | + 4800-707 |
| + Addtl. charge | |

Electrolytically zinc-plated, enamel-coated design

per compartment

| | |
|-----------------|--------------------|
| Design | zinc-plated |
| + Order no. | + 8000-20 |
| + Addtl. charge | |

Special coat hanger

Special coat hangers with drying function (also for interiors), made of plastic, black, in bulk



| | |
|-----------------|------------|
| + Order no. | + 8078-713 |
| + Addtl. charge | |



Feet made of plastic



Step tread with top handle and shoe tray



Combination lock



Special coat hanger

The S 3000 Evolo fire service combination locker and fire service wardrobes offer:

- Sturdy steel construction with high-quality enamel coating
- Tried and tested open compartments or locker intermediate parts with well thought-out equipment solutions for professional storage of fire service equipment
- Double-tier compartments with doors for safe storage of **street clothes and personal items**
- Doors hinged on the right, borne on bolt hinges, shortened at top for slot, valuables compartment on the door inside behind it
- Convenient doorstop silencer for pleasant closing behavior
- Ergonomic safety turning bolt latch for padlock with door protection as practical basic fittings
- Cabinets and wardrobes level adjustable from the inside thanks to adjustment screws
- **Optional: locker feet made of plastic**
= increased protection against corrosion of the locker!
- Practical accessories, proven under operating conditions



Order no. 48615-000
+ 4800-70251 (feet made of plastic)
+ 2x 48015-770 (step tread including handle)

Fire service combination locker

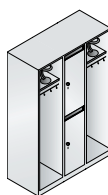
Open compartments, compartment width 400 mm, with the following equipment: foldable helmet holder and shelf inside at the top. Sturdy wardrobe rail made of oval profile below with 2 twist-proof sliding hooks and 2 special coat hangers, hook rail on the side with 3 sliding hooks for safety harness, etc., bottom can be swept out smoothly.

Closed double-tier compartment, compartment width 300 mm, with the following equipment: Doors shortened at top for insertion, safe behind on the inside of the door and sturdy wardrobe rail made of oval profile with 3 twist-proof sliding hooks.


Internal height of the helmet compartment:
300 mm

Clear opening dimensions per door:
813 x 230 x 465 mm (H x W x D)

Height 1850 mm, depth 500 mm



Doors shortened at the top
for slot



Special coat hanger

1. Dimensions and design

Steel doors

| | |
|------------|-----------|
| Width | 1100 |
| for people | 2 |
| CSC | 6 |
| Order no. | 48615-000 |
| Price | |

2. Body and door color (fire red RAL 3000 for no addtl. charge)



Please select (see end of catalog for color overview) 487

+ Step tread with additional top handle (wall mount required), additional charge per compartment

| | |
|-----------------|-------------|
| Design | Aluminum |
| + Order no. | + 48015-770 |
| + Addtl. charge | |



Fire service wardrobes

- +** **Feet**
Plastic version,
150 mm high,
height-adjustable
by approx. 10 mm,
additional charge
per locker (4 pieces)



| | |
|-----------------|--------------|
| Color | Black |
| Locker height | 2000 |
| + Order no. | + 4800-70251 |
| + Addtl. charge | |



Fire service wardrobes

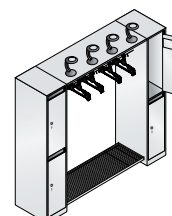
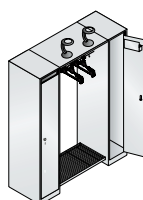
Double-tier lockers, compartment width 300 mm, with the following equipment: Doors shortened at the top for slot, behind that collection box on the door inside, sturdy wardrobe rail made of oval profile with 3 twist-proof sliding hooks.


Locker intermediate parts
see description in the chart

Clear opening dimensions per door:
1600/813 x 230 x 465 mm (H x W x D)

Height 1850 mm, depth 500 mm

Order no. 48415-012
+ 2x 4800-70251 (feet made of plastic)



| | | | |
|---|----------------------------|--|--|
| 1. Dimensions and design | Width for people | 1260 | 1880 |
| | Description of the lockers | 2 2x locker and locker intermediate parts with the following equipment: 2 foldable helmet holders and 1 shelf at the top, below that 1 wardrobe rail with 2 special coat hangers and 2 hooks, 1 zinc-plated shoe shelf at the bottom | 4 2x locker double-tier and locker intermediate parts with the following equipment: 4 foldable helmet holders and 1 shelf at the top, below that 1 wardrobe rail with 4 special coat hangers and 4 hooks, 1 zinc-plated shoe shelf at the bottom |
|  | Steel doors | 6 | 6 |
| | Order no. Price | 48415-012 | 48415-024 |

2. Body and door color (fire red RAL 3000 for no addtl. charge)



Please select (see end of catalog for color overview) **487**

+ **Additional accessories**

Upgrade available, individual helmet holder, shoe tray **193**

Laundry collecting and dispensing lockers

- + Laundry bags**
made of 100% polyester,
with 4 hanging loops,
Packaging unit:
5 pieces



Design

+ Order no.

+ Addtl. charge

White

+ 48270-7015



Order no. 48060-205



Order no. 48170-210

Lockers with feet

on feet 150 mm high, depth 500 mm

Attention! Locker with integrated slope (order no. 8000-38) not possible

1. Dimensions and design

| | 420 | 420 | 810 | 810 | 420 |
|---------------------------------------|--|--------------------------------|--------------------------------|--------------------------------|--|
| Width | 420 | 420 | 810 | 810 | 420 |
| Height | 1850 | 1850 | 1850 | 1850 | 1850 |
| Doors | 5 | 10 | 10 | 20 | 1 |
| Clear opening dimensions H x W x D | per door 269 x 251 x 475 | per door 126 x 251 x 475 | per door 269 x 295 x 475 | per door 126 x 295 x 475 | per swing flap 282 x 270 x 475 |
| Description | Laundry dispensing lockers with central door by which the entire column of compartments can be opened at once (e.g. for loading). Compartments and central doors with cylinder lock and 2 keys, longer delivery time | | | | Laundry collecting lockers one swing flap at the top in the hinged door, hinged door with cylinder lock and 2 keys. Laundry bag retaining hooks inside |

Steel doors

CSC

Order no.

Price

6
48060-105

7
48060-110

8
48060-205

8
48060-210

6
48070-210

Lockers with base

on base 100 mm high, depth 500 mm

Attention! Locker with integrated slope (order no. 8000-38) not possible

1. Dimensions and design

| | 420 | 420 | 810 | 810 | 420 |
|---------------------------------------|--------------------------------|--------------------------------|--------------------------------|--------------------------------|--------------------------------------|
| Width | 420 | 420 | 810 | 810 | 420 |
| Height | 1800 | 1800 | 1800 | 1800 | 1800 |
| Doors | 5 | 10 | 10 | 20 | 1 |
| Clear opening dimensions H x W x D | per door 269 x 251 x 475 | per door 126 x 251 x 475 | per door 269 x 295 x 475 | per door 126 x 295 x 475 | per swing flap 282 x 270 x 475 |
| Description | see above | | | | see above |

Steel doors

CSC

Order no.

Price

6
48160-105

7
48160-110

8
48160-205

8
48160-210

6
48170-210

2. Body and door color (see end of catalog for color overview)



Please choose 487

+ Accessories

Additional fittings, locks 81 - 85



Order no. 48010-1210

The S 3000 Evolo laptop lockers offer:

- The solution for the secure and space-saving storage of 10 or 20 laptops, notebooks, or tablets
- Optionally with power connection in each compartment (installation position always on the left, incl. cabinet connection cable)
- Sturdy steel construction with high-quality enamel coating
- Sub-frame alternatively with feet or base
- Door mounted on a sturdy swivel-rod hinge on the right
- Each door with cylinder lock and 2 keys
- Convenient doorstop silencers for pleasant closing behavior




Sub-frame with feet



Sub-frame with base



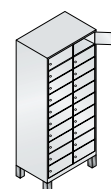
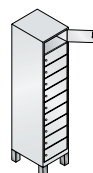
Steel fronts



Electrification (optional)

Lockers with feet

on feet 150 mm high, depth 500 mm.
Clear opening dimensions per door:
148 x 330 x 478 mm (H x W x D)



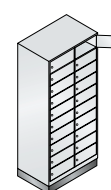
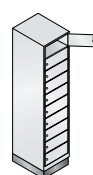
1. Dimensions and design

Steel doors

| | 420 | 810 |
|--------------|------------|------------|
| Width | 420 | 810 |
| Height | 1850 | 1850 |
| Compartments | 1 x 400 | 2 x 400 |
| Compartments | 10 | 20 |
| CSC | 6 | 8 |
| Order no. | 48010-1210 | 48010-2210 |
| Price | | |

Lockers with base

on base 100 mm high, depth 500 mm.
Clear opening dimensions per door:
148 x 330 x 478 mm (H x W x D)



1. Dimensions and design

Steel doors

| | 420 | 810 |
|--------------|------------|------------|
| Width | 420 | 810 |
| Height | 1800 | 1800 |
| Compartments | 1 x 400 | 2 x 400 |
| Compartments | 10 | 20 |
| CSC | 6 | 8 |
| Order no. | 48020-1210 | 48020-2210 |
| Price | | |

+ Electrification of all compartments*

Each compartment with 1 earthed socket 230V

| | | |
|-----------------|-------------|-------------|
| + Order no. | + 4800-1210 | + 4800-2210 |
| + Addtl. charge | | |

* For sockets to be used outside of Germany, please indicate the country of use (e.g. CH/Switzerland) and ask about prices

2. Body and door color (see end of catalog for color overview)

Please choose 487

+ Accessories

Additional fittings, locks 81 - 85

Space-saving lockers, safe deposit box and small compartment lockers

Space-saving lockers

in sturdy, high-quality design, all doors hinged with sturdy strap hinges, cylinder lock standard with 2 keys, 1 shelf inside at the top, wardrobe rail with 2 hooks below it, compartment width only 150 mm, **depth 500 mm**

1. Dimensions and design



| Width | 620 | 920 | 1220 |
|------------------------------------|-------------------------------|----------|----------|
| Height | 1950 | 1950 | 1950 |
| Compartments | 4 | 6 | 8 |
| Clear opening dimensions H x W x D | per door: 1825 x 105 x 460 | | |
| CSC | 5 | 6 | 7 |
| Order no. | 8170-402 | 8170-602 | 8170-802 |
| Price | | | |



+ Accessories

Door opening limiter, only for space-saving lockers.....

47

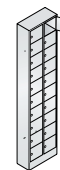
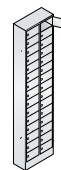
Small compartment lockers with base

every compartment with cylinder lock and 2 keys, base in color of the body, **depth 200 mm**

1. Dimensions and design



| Width | 460 | 460 |
|------------------------------------|----------------|-----------------|
| Height | 1950 | 1950 |
| Compartments | 30 | 20 |
| Clear opening dimensions H x W x D | 98 x 190 x 180 | 158 x 190 x 180 |
| CSC | 9 | 8 |
| Order no. | 80700-201 | 80700-203 |
| Price | | |



Order no. 80700-203

Small compartment lockers wall-mounted

every compartment with cylinder lock and 2 keys, **depth 200 mm**

1. Dimensions and design



| Width | 460 | 460 |
|------------------------------------|----------------|-----------------|
| Height | 770 | 770 |
| Compartments | 12 | 8 |
| Clear opening dimensions H x W x D | 98 x 190 x 180 | 158 x 190 x 180 |
| CSC | 5 | 5 |
| Order no. | 80700-231 | 80700-233 |
| Price | | |



2. Body and door color



Please select (see end of catalog for color overview)

487



Order no. 8170-602

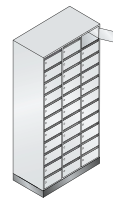
All spacing-saving lockers and safe deposit box lockers with louvers in the rear panel and 20 mm wall spacer (absolute body depth approx. 480 mm)



Order no. 8170-311

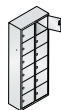
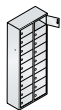
Safe deposit box lockers

with 1, 2 or 3 x 11 compartments, doors shortened (e. g. for letter drop) with label holder made of plastic and cylinder lock with 2 keys, locker on black gray base, depth 500 mm



1. Dimensions and design

| Width | 320 | 620 | 920 |
|------------------------------------|--|----------|----------|
| Height | 1950 | 1950 | 1950 |
| Compartments | 11 | 22 | 33 |
| Clear opening dimensions H x W x D | with door closed: 23 x 250 x 460, with door open: 150 x 230 x 460 | | |
| CSC | 7 | 9 | 11 |
| Order no. | 8170-111 | 8170-211 | 8170-311 |
| Price | | | |



| 1. | 460 | 460 |
|----|----------------|-----------------|
| | 1130 | 1130 |
| | 18 | 12 |
| | 98 x 190 x 180 | 158 x 190 x 180 |
| | 7 | 7 |
| | 80700-221 | 80700-223 |



Number plates optionally available, see page 182

All small-compartment lockers (including the model with base) are intended for wall mounting due to their depth. Customer must provide accessories for wall mounting suitable for the respective walls.



Order no. 8170-111

+ Accessories

Additional fittings, locks 48 - 51

Cabinets, workbenches, and shelving

Order, safety and the support of functional work processes are important principles for the development of warehouse and workshop furniture.

At C+P, you can find a product range that offers any solution you can imagine, from storage to workplace configuration.



Practical details, such as the new **Ergo-Lock 4.0** grip lock in hinged-door cabinets, make your work easier and bring real benefits to your everyday workshop and warehouse routines.



Hinged-door cabinets..... 202



Sliding-door cabinets..... 248





Workbenches, pedestals,
and occasional cabinets..... 262



Shelving
systems 284



Sturdy and practical.

for
tools and accessories



The cost-effective universal cabinets for warehouse and workshop 206

- Sturdy steel construction with high-quality enamel coating
- Zinc-plated shelves
- The **Ergo-Lock 4.0** grip lock (three-bolt) with 2 keys and optional exchangeable cylinder
- Doors on bolt hinges, door opening angle of approx. 110°
- Complete product line (different heights, dimension variants and shelf/drawer configurations for any requirement)
- Drawers coated light gray
- Drawers on wear-resistant guide slide bearing, 4/5 extensible

for
heavy-duty purposes



loads of up to **700 kg**

The heavy-duty tool and equipment cabinets 226

- Sturdy steel construction with high-quality enamel coating
- Complete product line (different dimension variants and interior fittings for any requirement)
- The **Ergo-Lock 4.0** grip lock (three-bolt) with 2 keys and optional exchangeable cylinder
- Doors on external hinges, approx. 180° opening angle



Universal cabinets for warehouse and workshop

Hinged-door cabinets for heavy-duty purposes

Hinged-door cabinets with viewing windows

Hazardous substance cabinets

Hinged-door cabinets with open-front containers

•

-

•

optional / •

•

-

-

•

•

•

-

•

•

-

•

optional

•

-

-

optional

Hinged-door cabinets

with viewing windows

as hazardous substance cabinets

with open-front containers



Hinged doors

with a view 230

- Sturdy steel construction with high-quality enamel coating
- Zinc-plated shelves
- The **Ergo-Lock 4.0** grip lock (three-bolt) with 2 keys and optional exchangeable cylinder
- Doors on external hinges, approx. 180° opening angle
- Different dimension variants and occasional cabinets
- Steel doors with viewing windows made of acrylic glass for a direct view

The safe cabinets for storing water-polluting substances 234

- Protection against high consequential costs!
- Sturdy steel construction with high-quality enamel coating
- Trays made of zinc-plated steel or polyethylene
- The **Ergo-Lock 4.0** grip lock (three-bolt) with 2 keys and optional exchangeable cylinder
- Different dimension variants and occasional cabinets

The pros for small parts 236

- Sturdy steel construction with high-quality enamel coating
- Zinc-plated shelves
- The **Ergo-Lock 4.0** grip lock (three-bolt) with 2 keys and optional exchangeable cylinder
- Open-front containers in professional quality
- Complete product line (different heights, dimension variants and container hardware for any requirement)

| Product line Width | Product line Depth | Product line Height | Zinc-plated shelves | Tray zinc-plated/plastic | Shelf load capacity (kg) | Drawer bearing load (kg) | Bay load (kg) | For water-polluting substances | Open-front containers |
|--------------------|--------------------|---------------------|---------------------|--------------------------|--------------------------|--------------------------|---------------|--------------------------------|-----------------------|
| | | | | | | | | | |
| • | • | • | • | - | 70-110 | 25 | 450 | - | - |
| • | • | • | • | - | 110 | - | 700 | - | - |
| • | • | • | • | - | 70-110 | - | 450 | - | - |
| • | - | • | - | • | 70 | - | 450 | • | - |
| • | • | • | • | - | 50 | 50 | 450 | - | • |

The new Ergo-Lock 4.0

Making a good solution even better!



Outstanding operating safety, wear resistance, and an attractive appearance have always characterized the patent-pending “Ergo-Lock” grip lock from C+P. The **“simply push shut to close”** feature in particular has already made the work of hundreds of thousands of users easier. But that wasn’t enough for us.

We’re going one better with the new **Ergo-Lock 4.0!**

The new Ergo-Lock 4.0 offers:

- **An even higher-quality appearance – current and contemporary**
Fits in with any room and gives your cabinet a distinctive look.
- **“Simply push shut to close” mechanism** (patent-pending)
Only with a C+P solution can you still close the cabinet when your hands are full.
- **Removable core cylinder, subsequent replacement, simultaneous locking – everything is possible!**
Remain open to future change and safeguard the security of your investment.
- **Matching locking systems with PIN codes or matching-lock transponders**
Depending on your security requirements, you can opt for PIN codes or transponders with the same design instead of keys. As a complete, electronic offline lock, the Ergo-Lock 4.0 offers full state-of-the-art features.

Key advantage:

Our new **Ergo-Lock 4.0** is compatible with the installation opening of the predecessor model used since 2013. You can therefore upgrade your existing cabinet to the new **Ergo-Lock 4.0** even at a later stage!



Video at:
www.cp.de/ergo-lock

Whether you use it as a key lock or with PIN codes or transponders – the Ergo-Lock 4.0 product range offers the right system to suit every requirement.





Opt for security and access control to suit your particular needs:



Mechanical locking system

- 2 keys per lock
- Standard design for all hinged-door tool cabinets
- Easy and convenient to use even when wearing gloves
- Frame in black as standard
- Silver frame available for an additional charge

Additional charge for silver lock frames

+ Order no.-73..
+ Addtl. charge



PIN code lock

- Motor locking bolt
- 4 digits
- 4 to 8-digit codes possible
- Visual functional feedback (green / red)
- Main key code
- Range of application from +5 to +40°C
- Battery suitable for 30,000 openings or approx. 3 years
- Available from the middle of 2019
- Silver frame as standard



Transponder lock

- Motor locking bolt
- MIFARE® DESFire® transponder model
- Can be integrated in existing access control systems
- USB programming interface
- Visual functional feedback (green / red)
- Master code transponder card
- Management software optionally available
- Range of application from +5 to +40°C
- Battery suitable for 30,000 openings or approx. 3 years
- Available from the middle of 2019
- Silver frame as standard

The tool and equipment cabinets offer:

- Sturdy steel construction with high-quality enamel coating
- Wide range of different dimensions for every application
- Improved operating safety, wear resistance, and an attractive ergonomic appearance thanks to the **Ergo-Lock 4.0** grip lock (three-bolt latch) in black with 2 keys
- Door mounting bracket with an opening angle of approx. 110°
- Exterior hinges on request, approx. 180° opening angle
- Central door reinforcement for high stability
- Very flexible arrangement of the interior fittings thanks to adjustability in 15 mm steps
- Load capacity of 25 kg per drawer
- High load capacity of 70 kg per zinc-plated shelf (reinforced shelf can bear loads up to 110 kg), for reinforcements see page 211



Shelf load capacity
70-110 kg



Zinc-plated shelves



Tool and equipment cabinets with viewing window in hinged doors ... **230**



Order no. 8920-00

Tool cabinets with hinged doors

with three-bolt grip lock **Ergo-Lock 4.0**

1. Dimensions and design

| | | | | | | |
|---------------------------|------------------|------------------|------------------|------------------|------------------|--|
| | | | | | | |
| Width | 500 | 500 | 700 | 700 | 930 | |
| Depth | 400 | 500 | 400 | 500 | 400 | |
| Height | 1950 | 1950 | 1950 | 1950 | 1950 | |
| Interior dimensions HxWxD | 1840 x 498 x 353 | 1840 x 498 x 453 | 1840 x 698 x 353 | 1840 x 698 x 453 | 1840 x 928 x 353 | |
| Shelves | 4 | 4 | 4 | 4 | 4 | |
| CSC | 4 | 4 | 5 | 5 | 5 | |
| Order no. | 8900-00 | 8901-00 | 8910-00 | 8911-00 | 8920-00 | |
| Price | | | | | | |

2. Body and door color



Please select (see end of catalog for color overview) **487**

+ Additional shelves



zinc-plated

| | | | | | | |
|-----------------|------------------|------------------|------------------|------------------|------------------|--|
| | | | | | | |
| Width x depth | 495 x 352 | 495 x 452 | 695 x 352 | 695 x 452 | 925 x 352 | |
| Thickness 24 mm | | | | | | |
| + Order no. | + 8900-80 | + 8901-80 | + 8910-80 | + 8911-80 | + 8920-80 | |
| + Unit price | | | | | | |

Tool and equipment cabinets

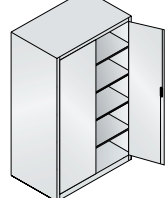
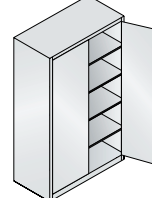
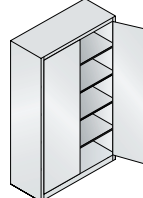
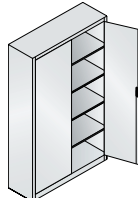
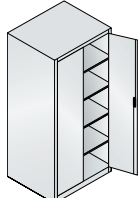
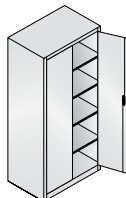
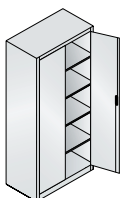
Video at:

www.cp.de/ergo-lock 204

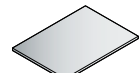
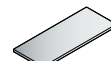
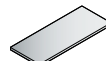
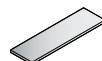
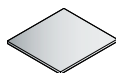


Ergo-Lock 4.0 grip lock

Improved operating safety, wear resistance, and an attractive appearance thanks to the grip lock (3-bolt latch) in black with 2 keys – the door can be closed simply by squeezing the grip lock



| 1. | 930 | 930 | 930 | 1200 | 1200 | 1200 | 1200 |
|----|------------------|------------------|------------------|-------------------|-------------------|-------------------|-------------------|
| | 500 | 600 | 800 | 400 | 500 | 600 | 800 |
| | 1950 | 1950 | 1950 | 1950 | 1950 | 1950 | 1950 |
| | 1840 x 928 x 453 | 1840 x 928 x 553 | 1840 x 928 x 753 | 1840 x 1198 x 353 | 1840 x 1198 x 453 | 1840 x 1198 x 553 | 1840 x 1198 x 753 |
| | 4 | 4 | 4 | 4 | 4 | 4 | 4 |
| | 5 | 5 | 6 | 6 | 6 | 6 | 6 |
| | 8921-00 | 8922-00 | 8924-00 | 8930-00 | 8931-00 | 8932-00 | 8934-00 |



| + | 925 x 452 | 925 x 552 | 925 x 752 | 1195 x 352 | 1195 x 452 | 1195 x 552 | 1195 x 752 |
|---|-----------|-----------|------------|------------|------------|------------|------------|
| | + 8921-80 | + 8922-80 | + 8924-802 | + 8930-80 | + 8931-80 | + 8932-80 | + 8934-802 |

+ Accessories

Locks 221

CSC = color surcharge code number

www.cp-furniture.com



207

Workshop shelving



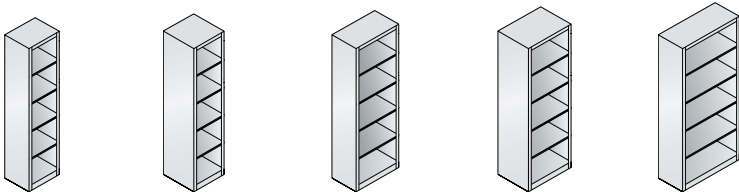
Order no. 8911-02



Order no. 8920-02

Workshop shelving units

Workshop shelving units are cabinets without doors



1. Dimensions and design

| Width | 500 | 500 | 700 | 700 | 930 | |
|---------------------------|------------------|------------------|------------------|------------------|------------------|--|
| Depth | 400 | 500 | 400 | 500 | 400 | |
| Height | 1950 | 1950 | 1950 | 1950 | 1950 | |
| Interior dimensions HxWxD | 1840 x 498 x 353 | 1840 x 498 x 453 | 1840 x 698 x 353 | 1840 x 698 x 453 | 1840 x 928 x 353 | |
| Shelves | 4 | 4 | 4 | 4 | 4 | |
| CSC | 3 | 3 | 4 | 4 | 4 | |
| Order no. | 8900-02 | 8901-02 | 8910-02 | 8911-02 | 8920-02 | |
| Price | | | | | | |

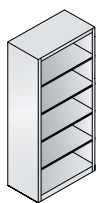
2. Body color

Please select (see end of catalog for color overview) 487

+ Additional shelves

| Width x depth | 495 x 352 | 495 x 452 | 695 x 352 | 695 x 452 | 925 x 352 | |
|-----------------|-----------|-----------|-----------|-----------|-----------|--|
| Thickness 24 mm | | | | | | |
| + Order no. | + 8900-80 | + 8901-80 | + 8910-80 | + 8911-80 | + 8920-80 | |
| + Unit price | | | | | | |





930

500

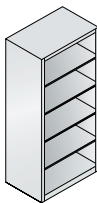
1950

1840 x 928 x 453

4

4

8921-02



930

600

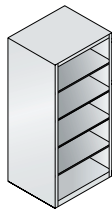
1950

1840 x 928 x 553

4

4

8922-02



930

800

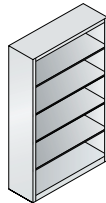
1950

1840 x 928 x 753

4

5

8924-02



1200

400

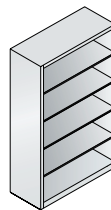
1950

1840 x 1198 x 353

4

5

8930-02



1200

500

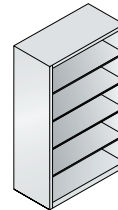
1950

1840 x 1198 x 453

4

5

8931-02



1200

600

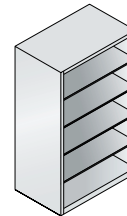
1950

1840 x 1198 x 553

4

5

8932-02



1200

800

1950

1840 x 1198 x 753

4

5

8934-02



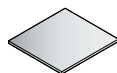
925 x 452

+ 8921-80



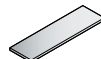
925 x 552

+ 8922-80



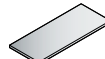
925 x 752

+ 8924-802



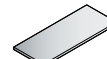
1195 x 352

+ 8930-80



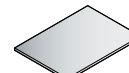
1195 x 452

+ 8931-80



1195 x 552

+ 8932-80



1195 x 752

+ 8934-802

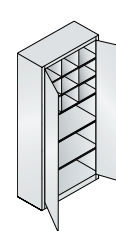
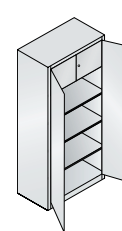
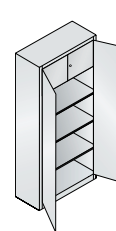
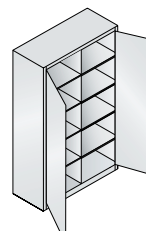
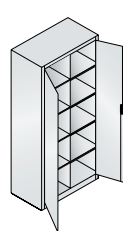


Order no. 8920-314

Tool and equipment cabinets with hinged doors

with different interior fittings

with three-bolt grip lock **Ergo-Lock 4.0**



1. Dimensions and design

| | 930 | 1200 | 930 | 930 | 930 | |
|---|-----------------------|-----------------------|---|---|---|--|
| Width | 930 | 1200 | 930 | 930 | 930 | |
| Depth | 500 | 500 | 400 | 500 | 400 | |
| Height | 1950 | 1950 | 1950 | 1950 | 1950 | |
| Interior dimensions H x W x D | 1840 x 460 x 450 | 1840 x 595 x 450 | 1840 x 928 x 353 | 1840 x 928 x 453 | 1840 x 928 x 353 | |
| Two-door security compartment H x W x D | - | - | 1 335 x 755 x 335 | 1 335 x 755 x 435 | - | |
| Shelves | 8 | 8 | 3 | 3 | 2 | |
| Description | with center partition | with center partition | Security compartment with cylinder lock | Security compartment with cylinder lock | 9 compartments at top adjustable in width | |
| CSC | 5 | 6 | 5 | 5 | 5 | |
| Order no. | 8921-311 | 8931-311 | 8920-313 | 8921-313 | 8920-314 | |
| Price | | | | | | |

+ Additional shelves



| | 459 x 449 | 594 x 449 | 925 x 352 | 925 x 452 | 925 x 352 | |
|-----------------|-------------|-------------|-----------|-----------|-----------|--|
| Width x depth | 459 x 449 | 594 x 449 | 925 x 352 | 925 x 452 | 925 x 352 | |
| Thickness 24 mm | | | | | | |
| + Order no. | + 8921-3707 | + 8931-3707 | + 8920-80 | + 8921-80 | + 8920-80 | |
| + Unit price | | | | | | |

2. Body and door color



Please choose (see end of catalog for color overview) 487

+ External door hinges

| | |
|--------------------|-------------|
| Door opening angle | 180° |
| + Order no. | +....-...5 |
| + Addtl. charge | |

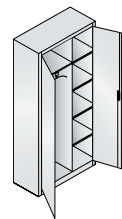
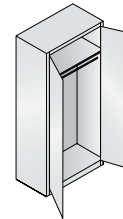
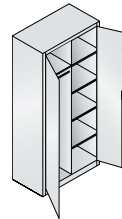
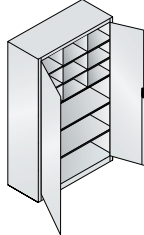

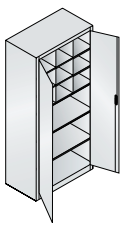
Tool and equipment cabinets



Order no. 8921-311



Order no. 8920-313



| 1. | 930 | 1200 | 1200 | 930 | 930 | 930 |
|----|---|---|---|--|---|--|
| | 500 | 400 | 500 | 500 | 500 | 400 |
| | 1950 | 1950 | 1950 | 1950 | 1950 | 1950 |
| | 1840 x 928 x 453 | 1840 x 1198 x 353 | 1840 x 1198 x 453 | 1840 x 460 x 450 | 1840 x 928 x 453 | 1840 x 375 x 350 |
| | - | - | - | - | - | - |
| | 2 | 2 | 2 | 4 on right | - | 4 on right |
| | 9 compartments at top adjustable in width | 9 compartments at top adjustable in width | 9 compartments at top adjustable in width | with center partition, storage shelf on the left with wardrobe rail (without coat hangers) | Storage shelf on the inside with wardrobe rail (without coat hangers) | with partition, storage shelf on the left with fully extendable wardrobe rail (without coat hangers), filing section approx. 380 mm wide, clothing section approx. 550 mm wide |
| | 5 | 6 | 6 | 5 | 5 | 5 |
| | 8921-314 | 8930-314 | 8931-314 | 8921-312 | 9280-088 | 8920-312 |

| + | Width x depth | 925 x 452 | 1195 x 352 | 1195 x 452 | 459 x 449 | 925 x 452 | 375 x 349 |
|---|-----------------|-----------|------------|------------|-------------------------------|-----------|-------------------------------|
| | Thickness 24 mm | | | | | | |
| | + Order no. | + 8921-80 | + 8930-80 | + 8931-80 | for right side + 8921-3707 | + 1050-80 | for right side + 8920-3707 |
| | + Unit price | | | | | | |



+ Reinforced shelf

Load capacity per shelf
+ Order no.
+ Addtl. charge

1 reinforcement:
approx. 90 kg
+....-801

2 reinforcements:
approx. 110 kg
+....-802

Top, hanging, and occasional cabinets



Top cabinets with hinged doors

with three-bolt grip lock
Ergo-Lock 4.0, incl. accessories
for mounting to base cabinet

1. Dimensions and design

| | | | | |
|---------------------------|-----------------|-----------------|------------------|------------------|
| | | | | |
| Width | 930 | 930 | 1200 | 1200 |
| Depth | 400 | 500 | 400 | 500 |
| Height | 500 | 500 | 500 | 500 |
| Interior dimensions HxWxD | 440 x 928 x 353 | 440 x 928 x 453 | 440 x 1198 x 353 | 440 x 1198 x 453 |
| Shelves | - | - | - | - |
| CSC | 3 | 3 | 3 | 3 |
| Order no. | 9264-000 | 9284-000 | 9464-000 | 9484-000 |
| Price | | | | |

1. Dimensions and design

| | | | | |
|---------------------------|-----------------|-----------------|------------------|------------------|
| | | | | |
| Width | 930 | 930 | 1200 | 1200 |
| Depth | 400 | 500 | 400 | 500 |
| Height | 790 | 790 | 790 | 790 |
| Interior dimensions HxWxD | 730 x 928 x 353 | 730 x 928 x 453 | 730 x 1198 x 353 | 730 x 1198 x 453 |
| Shelves | 1 | 1 | 1 | 1 |
| CSC | 3 | 3 | 3 | 3 |
| Order no. | 9265-009 | 9285-009 | 9465-009 | 9485-009 |
| Price | | | | |

+ Wall mounting

Customer must provide wall mounting for top cabinets

2. Body and door color



Please select (see end of catalog for color overview) 487

Hanging cabinet/Hanging shelf

e.g. for hanging above the workbench,
doors on hinge pins, cabinet with
three-bolt grip lock **Ergo-Lock 4.0**

1. Dimensions and shelf material

| | | |
|---------------------------|-----------------|-----------------|
| | | |
| Width | 700 | 700 |
| Depth | 300 | 300 |
| Height | 830 | 830 |
| Interior dimensions HxWxD | 770 x 695 x 250 | 770 x 695 x 250 |
| Shelves | 3 | 3 |
| CSC | 3 | 2 |
| Order no. | 134013-22 | 134013-02 |
| Price | | |



zinc-plated



Order no. 134013-22

2. Body and door color

Available in the following colors.
Please select
(see end of catalog) 487

| | | | | |
|------------------------|------------------------|--------------------------|--------------------------|------------------------|
| Light gray RAL 7035 | Black gray RAL 7021 | Reseda green RAL 6011 | Gentian blue RAL 5010 | Water blue RAL 5021 |
| | | | | |



Order no. 8820-000

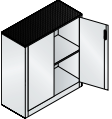
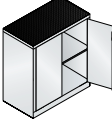
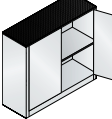
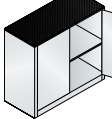


Order no. 8831-000

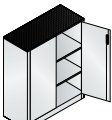
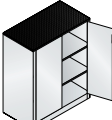
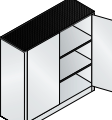
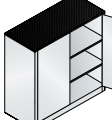
Occasional cabinets with hinged doors

with three-bolt grip lock **Ergo-Lock 4.0**,
with corrugated rubber mat

1. Dimensions and design

| |  |  |  |  |
|---------------------------|---|---|---|---|
| Width | 930 | 930 | 1200 | 1200 |
| Depth | 400 | 500 | 400 | 500 |
| Height | 1000 | 1000 | 1000 | 1000 |
| Interior dimensions HxWxD | 855 x 928 x 353 | 855 x 928 x 453 | 855 x 1198 x 353 | 855 x 1198 x 453 |
| Shelves | 1 | 1 | 1 | 1 |
| CSC | 3 | 3 | 3 | 3 |
| Order no. | 8820-000 | 8821-000 | 8830-000 | 8831-000 |
| Price | | | | |

1. Dimensions and design

| |  |  |  |  |
|---------------------------|---|---|---|---|
| Width | 930 | 930 | 1200 | 1200 |
| Depth | 400 | 500 | 400 | 500 |
| Height | 1200 | 1200 | 1200 | 1200 |
| Interior dimensions HxWxD | 1055 x 928 x 353 | 1055 x 928 x 453 | 1055 x 1198 x 353 | 1055 x 1198 x 453 |
| Shelves | 2 | 2 | 2 | 2 |
| CSC | 4 | 4 | 4 | 4 |
| Order no. | 8520-000 | 8521-000 | 8530-000 | 8531-000 |
| Price | | | | |

+ Occasional cabinets simultaneous locking

+ Order no.
+ Addtl. charge

+ 8900-7211

2. Body and door color



Please select (see end of catalog for color overview)

487

+ Additional shelves





207

+ Tops

made of MCPB, with corrugated rubber mat
instead of steel top section



MCPB

| |  |  |  |  |
|-------------------|---|---|---|---|
| for cabinet width | 930 | 930 | 1200 | 1200 |
| Depth | 400 | 500 | 400 | 500 |
| Thickness 25 mm | | | | |
| + Order no. | + 1124-0000 | + 1124-1000 | + 2016-000 | + 2017-000 |
| + Addtl. charge | | | | |

+ Top decor

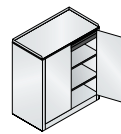
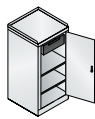


Please select (see end of catalog for color overview)

487

Occasional cabinets
with hinged doors


on hinge pins, adjustable zinc-plated shelves



1. Dimensions and design

| | 500 | 940 |
|--|--|---|
| Width | 500 | 500 |
| Depth | 500 | 500 |
| Height (incl. raised edge) | 1000 (approx. 1020) | 1000 (approx. 1020) |
| Interior dimensions (under the drawer) HxWxD | 790 x 490 x 475 | 790 x 930 x 475 |
| Drawers | 1 | 1 |
| Drawer interior dimensions HxWxD | 70 x 367 x 438 | 70 x 800 x 438 |
| Shelves | 2 | 2 |
| Description | Door hinged on right, with one-bolt cylinder lock, 1 drawer at top | 2 hinged doors with two-bolt cylinder lock, 1 drawer at top |
| CSC | 2 | 3 |
| Order no. | 8721-00 | 8821-00 |
| Price | | |

2. Body and door color

 Please select (see end of catalog for color overview) 487





Order no. 8721-00
+ 8750-00 (corrugated rubber mat)



Order no. 8821-00
+ 8850-00 (corrugated rubber mat)

- + 1 set of casters**
for model 8721-00 (2 fixed casters,
2 lockable casters)
to move the cabinet






Diameter of casters
+ Order no.
+ Unit price

74
+ 8721-701

- + Tabletop lectern**
for model 8721-00, with lockable flap, cylinder lock
and 2 keys



| Width x depth | 500 x 500 | 500 x 500 | 500 x 500 |
|---------------|--|--|---|
| Height | 260/80 | 260/80 | 260/80 |
| Color |  Light blue RAL 5012 |  Reseda green RAL 6011 |  Light gray RAL 7035 |
| + Order no. | + 8721-71574 | + 8721-71561 | + 8721-71556 |
| + Unit price | | | |



Order no. 8721-71556


- + Additional shelves**



for cabinet width

500

940



zinc-plated

Thickness 24 mm
+ Order no.
+ Unit price

+ 8721-80

+ 8821-80

- + Corrugated rubber mat for top**
self-adhesive



for cabinet width

500

940

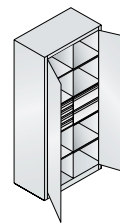
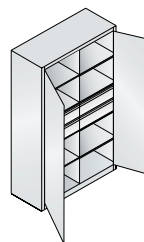
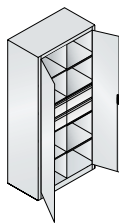
+ Order no.
+ Unit price

+ 8750-00

+ 8850-00

Tool cabinets with hinged doors

with drawers and shelves,
with three-bolt grip lock **Ergo-Lock 4.0**



1. Dimensions and design

| Width | 930 | 1200 | 930 |
|--------------------------------------|---|---|---|
| Depth | 500 | 500 | 500 |
| Height | 1950 | 1950 | 1950 |
| Interior dimensions HxWxD | 1840 x 928 x 453 | 1840 x 1198 x 453 | 1840 x 928 x 453 |
| Shelves | 6 | 6 | 6 |
| Description | left and right 2 large drawers each | left and right 2 large drawers each | 4 small drawers on left, 2 large drawers on right |
| Drawer interior dimensions HxWxD* | 125 x 367 x 438 | 125 x 502 x 438 | 70/125 x 367 x 438 |
| CSC | 9 | 10 | 9 |
| Order no. | 8921-3042 | 8931-3042 | 8921-3041 |
| Price | | | |

2. Body and door color



Please select (see end of catalog for color overview) **487**

+ Additional shelves



| for cabinet width | 930 | 1200 |
|-------------------|-------------|-------------|
| Width x depth | 459 x 449 | 594 x 449 |
| Thickness 24 mm | | |
| + Order no. | + 8921-3707 | + 8931-3707 |
| + Unit price | | |




+ Extensible tray on request



+ External door hinges

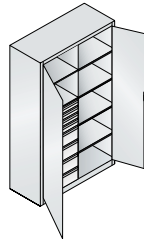
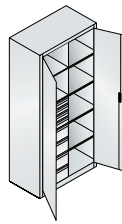
| Door opening angle | 180° |
|-----------------------|----------|
| + Order no. | +5 |
| + Addtl. charge | |



Ordering steps:

1. Dimensions and design
2. Body and door color
- + Options

Tool and equipment cabinets



1.

| 1200 | 930 | 1200 |
|---|---|---|
| 500 | 500 | 500 |
| 1950 | 1950 | 1950 |
| 1840 x 1198 x 453 | 1840 x 928 x 453 | 1840 x 1198 x 453 |
| 6 | 6 | 6 |
| 4 small drawers on left, 2 large drawers on right | 4 small drawers and 4 large drawers on left | 4 small drawers and 4 large drawers on left |
| 70/125 x 502 x 438 | 70/125 x 367 x 438 | 70/125 x 502 x 438 |
| 10 | 10 | 11 |
| 8931-3041 | 8921-305 | 8931-305 |

*Panel height 82 or 170 mm



Order no. 8921-3041



Order no. 8921-3716

+ Drawer tidies

Plastic boxes for small parts, approx. 54 mm high

Zinc-plated separators, approx. 68 mm high



for cabinet width
+ Order no.
+ Price

930
+ 8921-3713

1200
+ 8931-3713

930
+ 8921-3716

1200
+ 8931-3716

+ Drawer block

Generally in light gray RAL 7035

with 2 large drawers (from model 8921/31-3042)

with 4 small drawers (from model 8921/31-3041)



for cabinet width
Drawer panel height
+ Order no.
+ Price

930
approx. 170
+ 8921-3723

1200
approx. 170
+ 8931-3723

930
approx. 82
+ 8921-3722

1200
approx. 82
+ 8931-3722



Order no. 8921-700

+ Foam rubber mat

to be inserted into the drawer



for cabinet width
Depth

930
500

1200
500

+ Order no.
+ Unit price

+ 8921-700

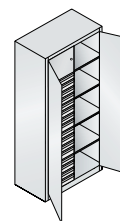
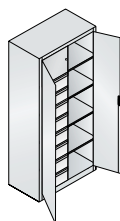
+ 8931-700

+ Accessories

Locks 221

Tool cabinets with hinged doors

with security compartments,
drawers, and shelves,
with three-bolt grip lock **Ergo-Lock 4.0**



1. Dimensions and design

| Width | 930 | 1200 | 930 |
|---|--|--|---|
| Depth | 500 | 500 | 500 |
| Height | 1950 | 1950 | 1950 |
| Interior dimensions H x W x D | 1840 x 928 x 453 | 1840 x 1198 x 453 | 1840 x 928 x 453 |
| Shelves | 4 | 4 | 4 |
| Description | 1 security compartment with cylinder lock on left, 8 large drawers | 1 security compartment with cylinder lock on left, 8 large drawers | 1 security compartment with cylinder lock on left, 16 small drawers |
| Security compartment dimensions H x W x D | 400 x 376 x 460 | 400 x 511 x 460 | 400 x 376 x 460 |
| Drawer interior dimensions H x W x D* | 125 x 367 x 438 | 125 x 502 x 438 | 70 x 367 x 438 |
| CSC | 10 | 11 | 10 |
| Order no. | 8921-306 | 8931-306 | 8921-301 |
| Price | | | |

2. Body and door color




Please select (see end of catalog for color overview) **487**

+ Additional shelves



| for cabinet width | 930 | 1200 |
|-------------------|-----------|-----------|
| Width x depth | 459 x 449 | 594 x 449 |



Thickness 24 mm

+ Order no.

+ Unit price

+ 8921-3707

+ 8931-3707

+ Extensible tray on request

+ Drawer tidies

Plastic boxes for small parts,
approx. 54 mm high

Zinc-plated separators,
approx. 68 mm high



for cabinet width

+ Order no.

+ Price

930

+ 8921-3713

1200


+ 8931-3713

930

+ 8921-3716

1200

+ 8931-3716



Order no. 8921-3716

+ Drawer block

Generally
in light gray
RAL 7035

with 2 large drawers
(from model 8921/31-3042)

with 4 small drawers
(from model 8921/31-3041)



for cabinet width

Drawer
panel height

+ Order no.

+ Price

930

approx. 170

+ 8921-3723

1200

approx. 170

+ 8931-3723

930

approx. 82

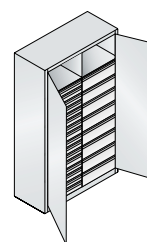
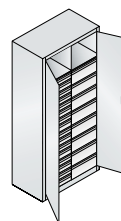
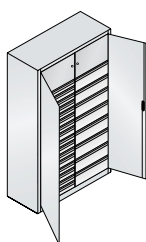
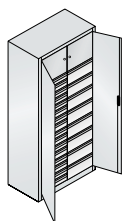
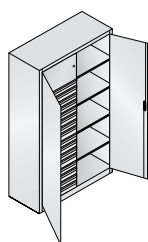
+ 8921-3722

1200

approx. 82


+ 8931-3722

Tool and equipment cabinets



| 1. | 1200 | 930 | 1200 | 930 | 1200 |
|----|---|---|---|--|--|
| | 500 | 500 | 500 | 500 | 500 |
| | 1950 | 1950 | 1950 | 1950 | 1950 |
| | 1840 x 1198 x 453 | 1840 x 928 x 453 | 1840 x 1198 x 453 | 1840 x 928 x 453 | 1840 x 1198 x 453 |
| | 4 | - | - | - | - |
| | 1 security compartment with cylinder lock below, 16 small drawers | 1 security compartment at left and right respectively, with cylinder lock, 16 small drawers on the left, 8 large drawers on the right | 1 security compartment at left and right respectively, with cylinder lock, 16 small drawers on the left, 8 large drawers on the right | 1 compartment at top left and right respectively, 16 small drawers on the left, 8 large drawers on the right | 1 compartment at top left and right respectively, 16 small drawers on the left, 8 large drawers on the right |
| | 400 x 511 x 460 | 400 x 376 x 460 | 400 x 511 x 460 | 400 x 376 x 460 | 400 x 511 x 460 |
| | 70 x 502 x 438 | 70/125 x 367 x 438 | 70/125 x 502 x 438 | 70/125 x 367 x 438 | 70/125 x 502 x 438 |
| | 11 | 11 | 12 | 11 | 12 |
| | 8931-301 | 8921-302 | 8931-302 | 8921-303 | 8931-303 |

* Panel height 82 or 170 mm



+ Foam rubber mat

to be inserted into the drawer



| for cabinet width | 930 | 1200 |
|-------------------|------------|------------|
| Depth | 500 | 500 |
| + Order no. | + 8921-700 | + 8931-700 |
| + Unit price | | |



+ External door hinges

| | |
|--------------------|-------------|
| Door opening angle | 180° |
| + Order no. | +5 |
| + Addtl. charge | |

+ Accessories Locks 221







Order no. 8921-3042



Occasional cabinets with drawers

with hinged doors and three-bolt grip lock **Ergo-Lock 4.0**, incl. corrugated rubber mat for top and raised edge

1. Dimensions and design

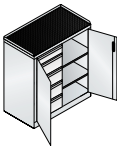
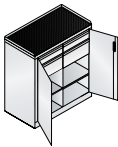
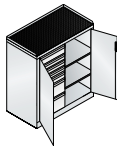
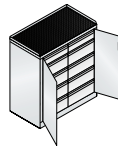
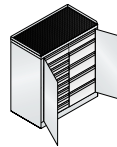
| |  |  |  |  |
|---------------------------------------|---|---|---|---|
| Width | 500 | 500 | 500 | 500 |
| Depth | 500 | 500 | 500 | 500 |
| Height (incl. raised edge) | 1000 (1020) | 1000 (1020) | 1000 (1020) | 1000 (1020) |
| Interior dimensions H x W x D | 855 x 376 x 460 | 855 x 376 x 460 | 855 x 376 x 460 | 855 x 376 x 460 |
| Shelves | 1 | - | - | - |
| Drawers 82 mm | 1 | - | 2 | 8 |
| Drawers 125 mm | 1 | 1 | 1 | 1 |
| Drawers 170 mm | - | 4 | 3 | - |
| Drawer interior dimensions H x W x D* | 70/115 x 367 x 438 | 115/125 x 367 x 438 | 70/115/125 x 367 x 438 | 70/115 x 367 x 438 |
| CSC | 6 | 8 | 8 | 9 |
| Order no. | 8721-302 | 8721-306 | 8721-305 | 8721-303 |
| Price | | | | |

* Panel height 82, 125, or 170 mm.

Occasional cabinets with drawers

with hinged doors and three-bolt grip lock **Ergo-Lock 4.0**, incl. corrugated rubber mat for top and raised edge

1. Dimensions and design

| |  |  |  |  |  |
|---------------------------------------|---|---|--|---|---|
| Width | 930 | 930 | 930 | 930 | 930 |
| Depth | 500 | 500 | 500 | 500 | 500 |
| Height (incl. raised edge) | 1000 (1020) | 1000 (1020) | 1000 (1020) | 1000 (1020) | 1000 (1020) |
| Interior dimensions H x W x D | 855 x 460 x 449 | 855 x 460 x 449 | 855 x 460 x 449 | 855 x 460 x 449 | 855 x 460 x 449 |
| Shelves | 2 | 2 | 2 | - | - |
| Drawers 82 mm | - | 2 | 4 | - | 8 |
| Drawers 125 mm | 1 | 2 | 1 | 2 | 2 |
| Drawers 170 mm | 4 | - | 2 | 8 | 4 |
| Drawer interior dimensions H x W x D* | 115/125 x 367 x 438 | 70/115 x 367 x 438 | 70/115/125 x 367 x 438 | 115/125 x 367 x 438 | 70/115/125 x 367 x 438 |
| CSC | 8 | 7 | 8 | 9 | 10 |
| Order no. | 8821-308 | 8821-302 | 8821-303 | 8821-306 | 8821-305 |
| Price | | | | | |

* Panel height 82, 125, or 170 mm.

2. Body and door color



Please select (see end of catalog for color overview) **487**

Tool and equipment cabinets



+ Drawer tidies

Plastic boxes
for small parts,
approx. 54 mm
high,
for models
87/8821-3...



for cabinet width

+ Order no.

+ Price

930

+ 8921-3713

Zinc-plated
separators,
approx. 68 mm
high,
for models
87/8821-3...



930

+ 8921-3716



Order no. 8821-308



+ Foam rubber mat

to be inserted
into the drawer



for cabinet width

Depth

+ Order no.

+ Unit price

930

500

+ 8921-700



Order no. 8721-305

+ Additional shelves

zinc-plated



For cabinet side

Width x depth

with shelves and drawers

376 x 460

only with shelves

459 x 449

Thickness 24 mm

+ Order no.

+ Unit price

+ 8921-3706

+ 8921-3707

Keys and locks for tool and equipment cabinets



Ergo-
Lock 4.0
lock

8900-721

Ergo-Lock 4.0
lock with master
key system

8900-723

Matching
master
key

8900-7131

Ergo-Lock 4.0
with
simultaneous
locking

8900-7211

Ergo-Lock 4.0
with
lock no. upon
request (longer
delivery times)

...-...99

Single/
spare
key

0004-11

Single/spare
key for master
key system

0005-10

Single/spare
key for
security
compartment

0006-50

Order no.

Unit price

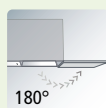
+ Addtl. charge

* when ordered with cabinet

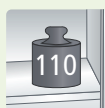
Extra-large tool cabinets

The extra-large tool cabinets offer:

- Sturdy steel construction with high-quality enamel coating
- Different dimension variants (2 widths, 2 heights, 3 depths)
- Improved operating safety, wear resistance, and an attractive appearance thanks to the **Ergo-Lock 4.0** grip lock (three-bolt latch) in black with 2 keys
- 3 drawers with telescopic rail guide, fully extendable, 50 kg load capacity/drawer
- Mounted on door with external hinges, approx. 180° opening angle
- Very flexible arrangement of the interior fittings thanks to adjustability in 15 mm steps
- High load capacity of 70 kg per zinc-plated shelf (reinforced shelf can bear loads up to 110 kg), for reinforcements see right-hand page at the bottom



Door opening angle of 180°



Shelf load capacity 70-110 kg



Zinc-plated shelves



Ergo-Lock 4.0 grip lock

Improved operating safety, wear resistance, and an attractive appearance thanks to the grip lock (3-bolt latch) in black with 2 keys – the door can be closed simply by squeezing the grip lock

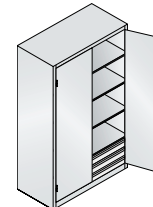
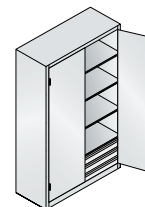
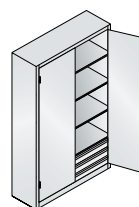
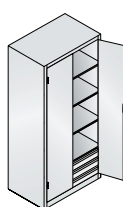
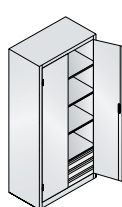
Video at:
www.cp.de/ergo-lock



also see page..... 204

Extra-large tool cabinets

with doors on external hinges (door opening angle of 180°), wall mounting necessary when drawers bear loads

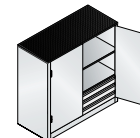
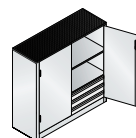


1. Dimensions and design

| | 930 | 930 | 1200 | 1200 | 1200 |
|----------------------------------|------------------|------------------|-------------------|-------------------|-------------------|
| Width | 930 | 930 | 1200 | 1200 | 1200 |
| Depth | 500 | 600 | 400 | 500 | 600 |
| Height | 1950 | 1950 | 1950 | 1950 | 1950 |
| Interior dimensions HxWxD | 1435 x 928 x 453 | 1435 x 928 x 553 | 1435 x 1198 x 353 | 1435 x 1198 x 453 | 1435 x 1198 x 553 |
| Shelves | 4 | 4 | 4 | 4 | 4 |
| Drawers | 3 | 3 | 3 | 3 | 3 |
| Drawer interior dimensions HxWxD | 100 x 730 x 440 | 100 x 730 x 440 | 100 x 1000 x 330 | 100 x 1000 x 440 | 100 x 1000 x 440 |
| CSC | 8 | 8 | 9 | 9 | 9 |
| Order no. | 8921-503 | 8922-503 | 8930-503 | 8931-503 | 8932-503 |
| Price | | | | | |

Extra-large occasional cabinets

with doors on external hinges (door opening angle of 180°), with corrugated rubber mat, wall mounting necessary when drawers bear loads



1. Dimensions and design

| | 930 | 1200 | 1200 |
|----------------------------------|-----------------|------------------|------------------|
| Width | 930 | 1200 | 1200 |
| Depth | 500 | 400 | 500 |
| Height | 1000 | 1000 | 1000 |
| Interior dimensions HxWxD | 450 x 928 x 453 | 450 x 1198 x 353 | 450 x 1198 x 453 |
| Shelves | 2 | 2 | 2 |
| Drawers | 3 | 3 | 3 |
| Drawer interior dimensions HxWxD | 100 x 730 x 440 | 100 x 1000 x 330 | 100 x 1000 x 440 |
| CSC | 3 | 3 | 3 |
| Order no. | 8821-5035 | 8830-5035 | 8831-5035 |
| Price | | | |

2. Body and door color



Please select (see end of catalog for color overview)..... 487



Order no. 8931-503
+ 8931-5713 (Drawer tidies/plastic boxes)



Order no. 8831-5035
+ 8931-5713 (Drawer tidies/plastic boxes)

+ Additional shelves

| | | | | | |
|-------------------|------------|------------|-------------|-------------|-------------|
| | | | | | |
| for cabinet width | 930 | 930 | 1200 | 1200 | 1200 |
| Depth | 500 | 600 | 400 | 500 | 600 |
| Thickness 24 mm | | | | | |
| + Order no. | + 8921-80 | + 8922-80 | + 8930-80 | + 8931-80 | + 8932-80 |
| + Unit price | | | | | |

zinc-plated

+ Drawer tidies

Plastic boxes for small parts, approx. 63 mm tall

| | | | |
|-------------------|--|--|--|
| | | | |
| for cabinet width | 930 | 1200 | 1200 |
| for cabinet depth | 500/600 | 400 | 500/600 |
| Boxes | 4x 162 x 108 mm, 8x 108 x 108 mm, 16x 54 x 54 mm, 16x 108 x 54 mm | 6x 162 x 108 mm, 6x 108 x 108 mm, 12x 54 x 54 mm, 18x 108 x 54 mm | 8x 162 x 108 mm, 8x 108 x 108 mm, 16x 54 x 54 mm, 24x 108 x 54 mm |
| + Order no. | + 8921-5713 | + 8930-5713 | + 8931-5713 |
| + Price | | | |



+ Reinforced shelf

| | | |
|-------------------------|--|--|
| Load capacity per shelf | 1 reinforcement: approx. 90 kg | 2 reinforcements: approx. 110 kg |
| + Order no. | +801 | +802 |
| + Addtl. charge | | |

+ Additional accessories

Foam rubber mats etc. 223





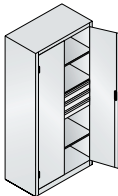
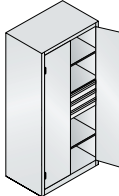
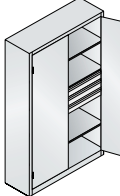
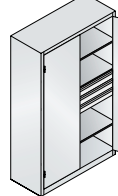
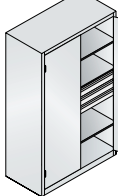
Order no. 8931-5030








Extra-large tool cabinets

with hinged doors on external hinges (door opening angle 180°),
3 drawers with telescopic rail guide,
fully extensible in center, 50 kg
load capacity/drawer, wall mounting
necessary when drawers bear loads

1. Dimensions and design

| | | | | | |
|----------------------------------|--|--|---|--|--|
| |  |  |  |  |  |
| Width | 930 | 930 | 1200 | 1200 | 1200 |
| Depth | 500 | 600 | 400 | 500 | 600 |
| Height | 1950 | 1950 | 1950 | 1950 | 1950 |
| Shelves | 3 | 3 | 3 | 3 | 3 |
| Drawers | 3 | 3 | 3 | 3 | 3 |
| Drawer interior dimensions HxWxD | 100 x 730 x 440 | 100 x 730 x 440 | 100 x 1000 x 330 | 100 x 1000 x 440 | 100 x 1000 x 440 |
| CSC | 8 | 8 | 9 | 9 | 9 |
| Order no. | 8921-5030 | 8922-5030 | 8930-5030 | 8931-5030 | 8932-5030 |
| Price | | | | | |

+ Additional shelves

| | | | | | |
|-----------------|---|---|--|---|---|
| |  |  |  |  |  |
| Width x depth | 925 x 452 | 925 x 552 | 1195 x 352 | 1195 x 452 | 1195 x 552 |
| Thickness 24 mm | | | | | |
| + Order no. | + 8921-80 | + 8922-80 | + 8930-80 | + 8931-80 | + 8932-80 |
| + Unit price | | | | | |



2. Body and door color



Please select (see end of catalog for color overview)

487



+ Reinforced shelf

Load capacity
per shelf
+ Order no.
+ Addtl. charge

1 reinforcement:
approx. 90 kg
+-801

2 reinforcements:
approx. 110 kg
+-802

Extra-large tool cabinets




+ Drawer tidies

Plastic boxes for small parts, 63 mm high




| for cabinet width | 930 | 1200 | 1200 |
|-------------------|---|---|---|
| Depth | 500/600 | 400 | 500/600 |
| Boxes | 4x 162 x 108 mm 8x 108 x 108 mm 16x 54 x 54 mm 16x 108 x 54 mm | 6x 162 x 108 mm 6x 108 x 108 mm 12x 54 x 54 mm 18x 108 x 54 mm | 8x 162 x 108 mm 8x 108 x 108 mm 16x 54 x 54 mm 24x 108 x 54 mm |
| + Order no. | + 8921-5713 | + 8930-5713 | + 8931-5713 |
| + Unit price | | | |



+ Drawer tidies

with zinc-plated separators, approx. 68 mm high





| for cabinet width | 930 | 1200 | 1200 |
|--------------------------------------|--|---------------------------------------|--|
| Depth | 500/600 | 400 | 500/600 |
| Compartments (vertically adjustable) | 2x 134 x 420 mm 12x 95 x 110/199 mm | 2x 161 x 315 mm 18x 95 x 57/199 mm | 2x 161 x 420 mm 18x 95 x 110/199 mm |
| + Order no. | + 8921-5718 | + 8930-5718 | + 8931-5718 |
| + Unit price | | | |



+ Foam rubber mat

to be inserted into the drawer



| for cabinet width | 930 | 1200 | 1200 |
|-------------------|-------------------|-------------------|-------------------|
| Depth | 500/600 | 400 | 500/600 |
| + Order no. | + 8921-701 | + 8930-701 | + 8931-701 |
| + Unit price | | | |

Keys and locks for tool and equipment cabinets



Ergo-Lock 4.0

Ergo-Lock 4.0 with master key system

Matching master key

Ergo-Lock 4.0 with simultaneous locking

Single/spare key

Further additional charges

Additional charge for silver lock frames

Additional charge for lock with lock no. upon request (longer delivery times)

Single/spare key

| | | | | | | | | |
|-----------------|-----------------|-----------------|------------------|------------------|----------------|------------------|------------------|----------------|
| Order no. | 8900-721 | 8900-723 | 8900-7131 | 8900-7211 | 0004-11 |-73.. | ...-...99 | 0005-10 |
| Unit price | | | | | | | | |
| + Addtl. charge | | | | | | | | |

* when ordered with cabinet



The cabinets for heavy-duty purposes offer:

- Sturdy steel construction with high-quality enamel coating
- Different dimension variants (3 widths, 3 heights)
- Mounted on door with external hinges, approx. 180° opening angle
- Door reinforcement for high stability and concealed locking rod
- Very flexible arrangement of the interior fittings thanks to adjustability in 15 mm steps
- **High load capacity** of each zinc-plated shelf: **110 kg**
- **Bay load: 700 kg**

Ergo-Lock 4.0 grip lock

Improved operating safety, wear resistance, and an attractive appearance thanks to the grip lock (3-bolt latch) in black with 2 keys – the door can be closed simply by squeezing the grip lock



loads of up to **700 kg**

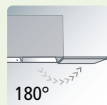


Order no. 8921-052

Video at:
www.cp.de/ergo-lock



also see page..... 204



Door opening angle of 180°



Bay load 700 kg



Shelf load capacity 70-110 kg

Tool cabinets with hinged doors

on external hinges (door opening angle of 180°), incl. three-bolt grip lock **Ergo-Lock 4.0**

1. Dimensions and design

| | 500 | 500 | 930 | 930 | 930 | |
|---------------------------|------------------|------------------|------------------|------------------|------------------|--|
| Width | 500 | 500 | 930 | 930 | 930 | |
| Depth | 400 | 500 | 400 | 500 | 600 | |
| Height | 1950 | 1950 | 1950 | 1950 | 1950 | |
| Interior dimensions HxWxD | 1840 x 498 x 353 | 1840 x 498 x 453 | 1840 x 928 x 353 | 1840 x 928 x 453 | 1840 x 928 x 553 | |
| Shelves | 4 | 4 | 4 | 4 | 4 | |
| CSC | 4 | 4 | 5 | 5 | 5 | |
| Order no. | 8900-052 | 8901-052 | 8920-052 | 8921-052 | 8922-052 | |
| Price | | | | | | |

2. Body and door color



Please select (see end of catalog for color overview) 487

+ Additional shelves

Load capacity 110 kg



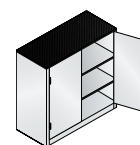
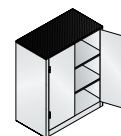
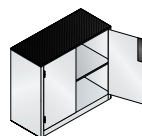
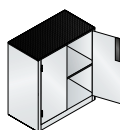
zinc-plated

| | 495 x 352 | 495 x 452 | 925 x 352 | 925 x 452 | 925 x 552 | |
|-----------------|------------|------------|------------|------------|------------|--|
| Width x depth | 495 x 352 | 495 x 452 | 925 x 352 | 925 x 452 | 925 x 552 | |
| Thickness 24 mm | | | | | | |
| + Order no. | + 8900-802 | + 8901-802 | + 8920-802 | + 8921-802 | + 8922-802 | |
| + Unit price | | | | | | |

Heavy-duty tool and equipment cabinets

Occasional cabinets with hinged doors

on external hinges (door opening angle of 180°), incl. three-bolt grip lock
Ergo-Lock 4.0 and corrugated rubber mat



| | | | | | |
|---------------------------------|---------------------------|-----------------|------------------|------------------|-------------------|
| 1. Dimensions and design | Width | 930 | 1200 | 930 | 1200 |
| | Depth | 500 | 500 | 500 | 500 |
| | Height | 1000 | 1000 | 1200 | 1200 |
| | Interior dimensions HxWxD | 855 x 928 x 453 | 855 x 1198 x 453 | 1055 x 928 x 453 | 1055 x 1198 x 453 |
| | Shelves | 1 | 1 | 2 | 2 |
| | CSC | 3 | 3 | 3 | 3 |
| | Order no. | 8821-052 | 8831-052 | 8521-052 | 8531-052 |
| | Price | | | | |

+ Tops
made of MCPB, with corrugated rubber mat instead of steel top section, select top decor (see end of catalog)



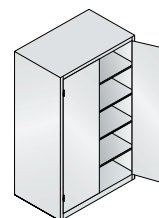
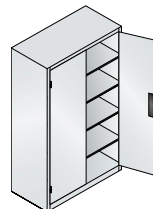
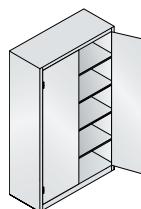
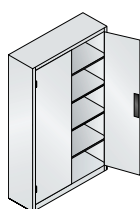
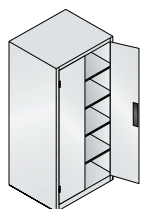
| | | |
|-------------------|-------------|-------------|
| for cabinet width | 930 | 1200 |
| Depth | 500 | 500 |
| Thickness 25 mm | | |
| + Order no. | + 1124-1000 | + 2017-000 |
| + Addtl. charge | | |



Order no. 8521-052



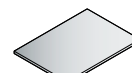
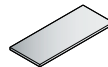
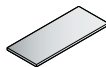
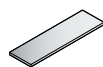
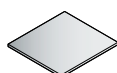
loads of up to **700 kg**



| | | | | | |
|-----------|------------------|-------------------|-------------------|-------------------|-------------------|
| 1. | 930 | 1200 | 1200 | 1200 | 1200 |
| | 800 | 400 | 500 | 600 | 800 |
| | 1950 | 1950 | 1950 | 1950 | 1950 |
| | 1840 x 928 x 753 | 1840 x 1198 x 353 | 1840 x 1198 x 453 | 1840 x 1198 x 553 | 1840 x 1198 x 753 |
| | 4 | 4 | 4 | 4 | 4 |
| | 5 | 6 | 6 | 6 | 6 |
| | 8924-052 | 8930-052 | 8931-052 | 8932-052 | 8934-052 |

+ Accessories

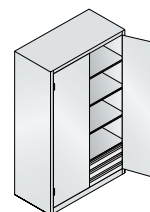
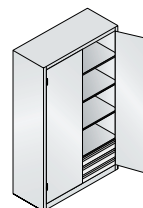
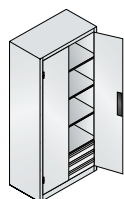
Locks 221



| | | | | |
|------------------|-------------------|-------------------|-------------------|-------------------|
| 925 x 752 | 1195 x 352 | 1195 x 452 | 1195 x 552 | 1195 x 752 |
| + 8924-802 | + 8930-802 | + 8931-802 | + 8932-802 | + 8934-802 |

Extra-large tool cabinets

with doors on external hinges (door opening angle 180°), 3 drawers with telescopic rail guide, fully extendable, 75 kg load capacity/drawer, wall mounting necessary

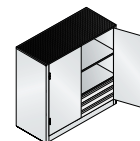
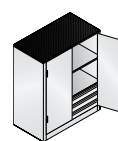


1. Dimensions and design

| | | | | |
|----------------------------------|------------------|------------------|-------------------|-------------------|
| Width | 930 | 930 | 1200 | 1200 |
| Depth | 500 | 600 | 500 | 600 |
| Height | 1950 | 1950 | 1950 | 1950 |
| Interior dimensions HxWxD | 1435 x 928 x 453 | 1435 x 928 x 553 | 1435 x 1198 x 453 | 1435 x 1198 x 553 |
| Shelves | 4 | 4 | 4 | 4 |
| Drawers | 3 | 3 | 3 | 3 |
| Drawer interior dimensions HxWxD | 100 x 730 x 440 | 100 x 730 x 440 | 100 x 1000 x 440 | 100 x 1000 x 440 |
| CSC | 8 | 8 | 9 | 9 |
| Order no. | 8921-523 | 8922-523 | 8931-523 | 8932-523 |
| Price | | | | |

Extra-large occasional cabinets

with hinged doors on external hinges (door opening angle 180°), 3 drawers with telescopic rail guide, fully extendable with approx. 75 kg load capacity/drawer, with corrugated rubber mat. Wall mounting necessary



1. Dimensions and design

| | | |
|----------------------------------|-----------------|------------------|
| Width | 930 | 1200 |
| Depth | 500 | 500 |
| Height | 1000 | 1000 |
| Interior dimensions HxWxD | 450 x 925 x 453 | 450 x 1198 x 453 |
| Shelves | 2 | 2 |
| Drawers | 3 | 3 |
| Drawer interior dimensions HxWxD | 100 x 730 x 440 | 100 x 1000 x 440 |
| CSC | 3 | 3 |
| Order no. | 8821-5235 | 8831-5235 |
| Price | | |

2. Body and door color



Please choose (see end of catalog for color overview) 487

+ Foam rubber mat

to be inserted into the drawer



| | | |
|-------------------|------------|------------|
| for cabinet width | 930 | 1200 |
| Depth | 500/600 | 500/600 |
| + Order no. | + 8921-701 | + 8931-701 |
| + Unit price | | |

Ordering steps:

1. Dimensions and design

2. Body / door color

+ Options

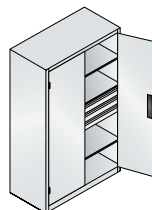
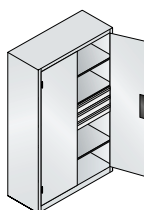
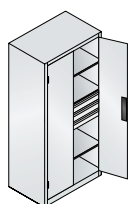
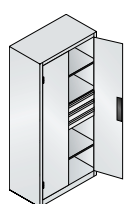


Order no. 8831-5235

loads of up to **700 kg**



Extra-large tool cabinets for heavy-duty purposes



1.

| 930 | 930 | 1200 | 1200 |
|------------------|------------------|-------------------|-------------------|
| 500 | 600 | 500 | 600 |
| 1950 | 1950 | 1950 | 1950 |
| 1435 x 928 x 453 | 1435 x 928 x 553 | 1435 x 1198 x 453 | 1435 x 1198 x 553 |
| 3 | 3 | 3 | 3 |
| 3 | 3 | 3 | 3 |
| 100 x 730 x 440 | 100 x 730 x 440 | 100 x 1000 x 440 | 100 x 1000 x 440 |
| 8 | 8 | 9 | 9 |
| 8921-5230 | 8922-5230 | 8931-5230 | 8932-5230 |

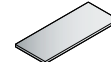
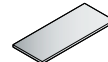


Order no. 8931-523

loads of up to **700 kg**

+ Additional shelves

Load capacity 110 kg



| for cabinet width | 930 | 930 | 1200 | 1200 |
|-------------------|-----|-----|------|------|
| Depth | 500 | 600 | 500 | 600 |



Thickness 24 mm
+ Order no.
+ Unit price

+ 8921-802

+ 8922-802

+ 8931-802

+ 8932-802

+ Drawer tidies


Plastic boxes for small parts, 63 mm high



| for cabinet width | 930 | 1200 |
|-------------------|---|---|
| Depth | 500/600 | 500/600 |
| Boxes | 4x 162 x 108 mm 8x 108 x 108 mm 16x 54 x 54 mm 16x 108 x 54 mm | 8x 162 x 108 mm 8x 108 x 108 mm 16x 54 x 54 mm 24x 108 x 54 mm |
| + Order no. | + 8921-5713 | + 8931-5713 |
| + Unit price | | |

+ Drawer tidies

with zinc-plated separators, approx. 68 mm high



| for cabinet width | 930 | 1200 |
|--------------------------------------|--|--|
| Depth | 500/600 | 500/600 |
| Compartments (vertically adjustable) | 2x 134 x 420 mm 12x 95 x 110/199 mm | 2x 161 x 420 mm 18x 95 x 110/199 mm |
| + Order no. | + 8921-5718 | + 8931-5718 |
| + Unit price | | |



Order no. 8931-5230

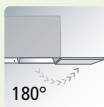
loads of up to **700 kg**



Video at: www.cp.de/ergo-lock



Doors made of acrylic glass



Door opening angle of 180°



Shelf load capacity 70 - 110 kg



Zinc-plated shelves

The tool and equipment cabinets with viewing windows offer:

- Sturdy steel construction with high-quality enamel coating
- Different dimension variants (2 widths, 3 heights)
- Mounted on door with external hinges, approx. 180° opening angle
- Steel doors with viewing window made of acrylic glass (3 mm thick) for a direct view
- Exchangeable acrylic glass panes
- Very flexible arrangement of the interior fittings thanks to adjustability in 15 mm steps
- High load capacity of 70 kg per zinc-plated shelf (reinforced shelf can bear loads up to 110 kg), for reinforcements see page 224

"Ergo-Lock" grip lock

Improved operating safety, wear resistance, and an attractive appearance thanks to the grip lock (3-bolt latch) in black with 2 keys – the door can be closed simply by squeezing the grip lock

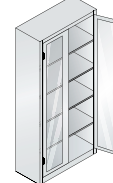
Cabinets that save money

Finding instead of searching = saves time and money!

- Ingeniously simple: The direct view of the cabinet's contents makes tedious searches and elaborate labeling unnecessary. Cabinets with viewing windows also tend to be kept in better order.
- C+P cabinets with viewing windows pay for themselves after just a short period of time - and then they even make you money by saving time and costs!
- They are also perfectly suited for the implementation of modern simplification and improvement concepts such as KAIZEN or CPI.

Tool cabinets with viewing windows

with doors on external hinges (door opening angle of 180°), incl. three-bolt grip lock **Ergo-Lock 4.0**



1. Dimensions and design

| Width | 500 | 500 | 700 | 700 | 930 |
|---------------------------|------------------|------------------|------------------|------------------|------------------|
| Depth | 400 | 500 | 400 | 500 | 400 |
| Height | 1950 | 1950 | 1950 | 1950 | 1950 |
| Interior dimensions HxWxD | 1840 x 498 x 353 | 1840 x 498 x 453 | 1840 x 698 x 353 | 1840 x 698 x 453 | 1840 x 928 x 353 |
| Shelves | 4 | 4 | 4 | 4 | 4 |
| CSC | 4 | 4 | 5 | 5 | 5 |
| Order no. | 8900-055 | 8901-055 | 8910-055 | 8911-055 | 8920-055 |
| Price | | | | | |

+ Additional shelves



zinc-plated

| Width x depth | 495 x 352 | 495 x 452 | 695 x 352 | 695 x 452 | 925 x 352 |
|-----------------|-----------|-----------|-----------|-----------|-----------|
| Thickness 24 mm | | | | | |
| + Order no. | + 8900-80 | + 8901-80 | + 8910-80 | + 8911-80 | + 8920-80 |
| + Unit price | | | | | |

2. Body and door color



Please select (see end of catalog for color overview) 487

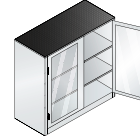
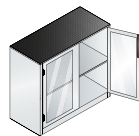
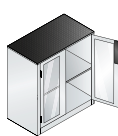
Tool and equipment cabinets with viewing windows

Occasional cabinets with viewing windows

with doors on external hinges (door opening angle of 180°), incl. three-bolt grip lock **Ergo-Lock 4.0**, with corrugated rubber mat

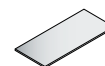
1. Dimensions and design

| | | | | |
|---------------------------|-----------------|------------------|------------------|-------------------|
| Width | 930 | 1200 | 930 | 1200 |
| Depth | 500 | 500 | 500 | 500 |
| Height | 1000 | 1000 | 1200 | 1200 |
| Interior dimensions HxWxD | 855 x 928 x 453 | 855 x 1198 x 453 | 1055 x 928 x 453 | 1055 x 1198 x 453 |
| Shelves | 1 | 1 | 2 | 2 |
| CSC | 3 | 3 | 3 | 3 |
| Order no. | 8821-055 | 8831-055 | 8521-055 | 8531-055 |
| Price | | | | |



Tops

made of MCPB, with corrugated rubber mat instead of steel top section



| | | |
|-------------------|-------------|-------------|
| for cabinet width | 930 | 1200 |
| Depth | 500 | 500 |
| Thickness 25 mm | | |
| + Order no. | + 1124-1000 | + 2017-000 |
| + Addtl. charge | | |

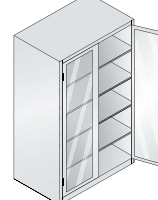
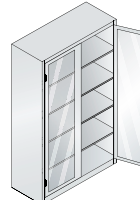


2. Body and door color

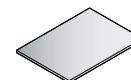
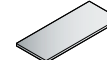
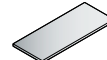
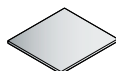


Please choose (see end of catalog for color overview) **487**

Order no. 8521-055



| | | | | | | | |
|-----------|------------------|------------------|------------------|-------------------|-------------------|-------------------|-------------------|
| 1. | 930 | 930 | 930 | 1200 | 1200 | 1200 | 1200 |
| | 500 | 600 | 800 | 400 | 500 | 600 | 800 |
| | 1950 | 1950 | 1950 | 1950 | 1950 | 1950 | 1950 |
| | 1840 x 928 x 453 | 1840 x 928 x 553 | 1840 x 928 x 753 | 1840 x 1198 x 353 | 1840 x 1198 x 453 | 1840 x 1198 x 553 | 1840 x 1198 x 753 |
| | 4 | 4 | 4 | 4 | 4 | 4 | 4 |
| | 5 | 5 | 6 | 6 | 6 | 6 | 6 |
| | 8921-055 | 8922-055 | 8924-055 | 8930-055 | 8931-055 | 8932-055 | 8934-055 |



| | | | | | | | |
|----------|------------------|------------------|------------------|-------------------|-------------------|-------------------|-------------------|
| + | 925 x 452 | 925 x 552 | 925 x 752 | 1195 x 352 | 1195 x 452 | 1195 x 552 | 1195 x 752 |
| | + 8921-80 | + 8922-80 | + 8924-802 | + 8930-80 | + 8931-80 | + 8932-80 | + 8934-802 |



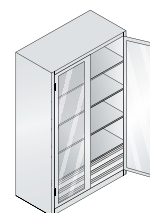
Order no. 8921-553



Order no. 8931-5530

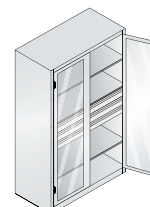
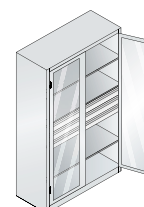
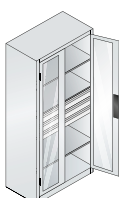
Extra-large tool cabinets with viewing windows

with doors on external door hinges (door opening angle 180°), 3 drawers with telescopic rail guide, fully extensible with approx. 50 kg load capacity/drawer, wall mounting necessary



1. Dimensions and design

| | 930 | 930 | 1200 | 1200 |
|----------------------------------|------------------|------------------|-------------------|-------------------|
| Width | 930 | 930 | 1200 | 1200 |
| Depth | 500 | 600 | 500 | 600 |
| Height | 1950 | 1950 | 1950 | 1950 |
| Interior dimensions HxWxD | 1840 x 928 x 453 | 1840 x 928 x 553 | 1840 x 1198 x 453 | 1840 x 1198 x 553 |
| Shelves | 4 | 4 | 4 | 4 |
| Drawers | 3 | 3 | 3 | 3 |
| Drawer interior dimensions HxWxD | 100 x 730 x 440 | 100 x 730 x 440 | 100 x 1000 x 440 | 100 x 1000 x 440 |
| CSC | 8 | 8 | 9 | 9 |
| Order no. | 8921-553 | 8922-553 | 8931-553 | 8932-553 |
| Price | | | | |



1. Dimensions and design

| | 930 | 930 | 1200 | 1200 |
|----------------------------------|------------------|------------------|-------------------|-------------------|
| Width | 930 | 930 | 1200 | 1200 |
| Depth | 500 | 600 | 500 | 600 |
| Height | 1950 | 1950 | 1950 | 1950 |
| Interior dimensions HxWxD | 1840 x 928 x 453 | 1840 x 928 x 553 | 1840 x 1198 x 453 | 1840 x 1198 x 553 |
| Shelves | 3 | 3 | 3 | 3 |
| Drawers | 3 | 3 | 3 | 3 |
| Drawer interior dimensions HxWxD | 100 x 730 x 440 | 100 x 730 x 440 | 100 x 1000 x 440 | 100 x 1000 x 440 |
| CSC | 8 | 8 | 9 | 9 |
| Order no. | 8921-5530 | 8922-5530 | 8931-5530 | 8932-5530 |
| Price | | | | |

Extra-large tool cabinets with viewing windows

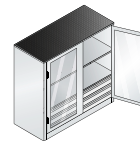


Order no. 8831-5535 + 8931-5713
(Drawer tidies/plastic boxes)



Extra-large occasional cabinets with viewing windows

with doors on external hinges (door opening angle 180°), 3 drawers with telescopic rail guide, fully extensible with approx. 50 kg load capacity/drawer, with corrugated rubber mat, wall mounting necessary



| 1. Dimensions and design | 930 | 1200 |
|----------------------------------|-----------------|------------------|
| Width | 930 | 1200 |
| Depth | 500 | 500 |
| Height | 1000 | 1000 |
| Interior dimensions HxWxD | 855 x 928 x 453 | 855 x 1198 x 453 |
| Shelves | 2 | 2 |
| Drawers | 3 | 3 |
| Drawer interior dimensions HxWxD | 100 x 730 x 440 | 100 x 1000 x 440 |
| CSC | 3 | 3 |
| Order no. | 8821-5535 | 8831-5535 |
| Price | | |

| | | | | | |
|------------------------|--|--|--|--|-----|
| 2. Body and door color | Please select (see end of catalog for color overview)..... | | | | 487 |
| | | | | | |

| | | | | | |
|---|--------------------|-----------|-----------|------------|------------|
| + | Additional shelves | | | | |
| | Width x depth | 925 x 452 | 925 x 552 | 1195 x 452 | 1195 x 552 |
| | Thickness 24 mm | | | | |
| | + Order no. | + 8921-80 | + 8922-80 | + 8931-80 | + 8932-80 |
| | + Unit price | | | | |



| | | | |
|---|-------------|---|-----|
| + | Accessories | Drawer tidies, foam rubber mats, locks..... | 225 |
|---|-------------|---|-----|

The hazardous substance cabinets offer:

- Safe storage of small containers with water-polluting substances (no acid or lye)
- Doors resting on bolt hinges
- Sturdy steel construction with high-quality enamel coating
- Doors at the top and bottom with easy-to-clean ventilation hole pattern
- Protection against consequential costs at a low price
- Legally prescribed for many sectors (e.g. agricultural businesses)
- Collection trays tested according to the German Water Resources Act (WHG)



For water-polluting substances



Ergo-Lock 4.0 grip lock
Improved operating safety, wear resistance, and an attractive appearance thanks to the grip lock (3-bolt latch) in black with 2 keys – the door can be closed simply by squeezing the grip lock

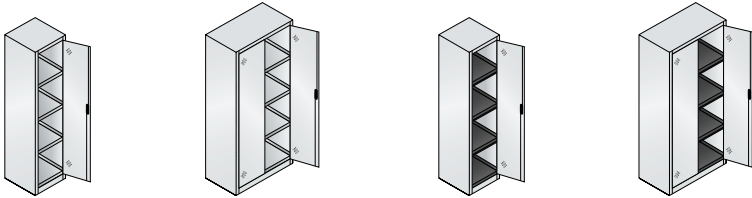
Video at: www.cp.de/ergo-lock

Patent pend.
ERGO-LOCK

..... 204

Hazardous substance cabinets

with doors, with ventilation hole pattern, incl. three-bolt grip lock **Ergo-Lock 4.0**



| 1. Dimensions and design | 500 | 930 | 500 | 930 |
|---------------------------|------------------|------------------|------------------|------------------|
| Width | 500 | 930 | 500 | 930 |
| Depth | 500 | 500 | 500 | 500 |
| Height | 1950 | 1950 | 1950 | 1950 |
| Interior dimensions HxWxD | 1840 x 498 x 453 | 1840 x 928 x 453 | 1840 x 498 x 453 | 1840 x 928 x 453 |
| Shelves | - | - | 3 | 3 |
| Zinc-plated trays | 4 | 4 | - | - |
| Polyethylene trays | - | - | 4 | 4 |
| Collection volume | 10 l / tray | 20 l / tray | 10 l / tray | 20 l / tray |
| CSC | 4 | 5 | 4 | 5 |
| Order no. | 8901-315 | 8921-315 | 8901-316 | 8921-316 |
| Price | | | | |

| 2. Body and door color | Please select (see end of catalog for color overview) | | | | 487 |
|------------------------|---|--|--|--|-----|
| | | | | | |

| + Additional tray or polyethylene tray | Tray zinc-plated, height 50 mm | | Polyethylene tray with zinc-plated shelf, tray height 50 mm | |
|--|--------------------------------|-------------|---|-------------|
| | | | | |
| for cabinet width | 500 | 930 | 500 | 930 |
| Dimensions W x D | 490 x 450 | 920 x 450 | 490 x 450 | 920 x 450 |
| Collection volume | 10 l / tray | 20 l / tray | 10 l / tray | 20 l / tray |
| + Order no. | + 8901-3725 | + 8921-3725 | + 8901-3726 | + 8921-3726 |
| + Addtl. charge | | | | |



Order no. 8821-315
+ 8851-00 (corrugated rubber mat for top)

Hazardous substance cabinets

Trays
tested acc.
to WHG



Polyethylene tray:
load capacity 70 kg



Zinc-plated tray:
load capacity 80 kg

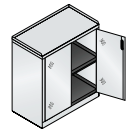
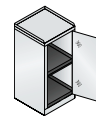
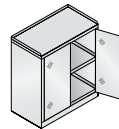
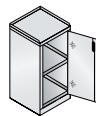


Order no. 8901-315

Order no. 8721-315
+ 8751-00 (corrugated rubber mat for top)

Occasional safety cabinets

with doors, with ventilation
hole pattern, incl. three-bolt
grip lock **Ergo-Lock 4.0**



| 1. Dimensions and design | 500 | 930 | 500 | 930 |
|----------------------------|-----------------|-----------------|-----------------|-----------------|
| Width | 500 | 500 | 500 | 500 |
| Depth | 500 | 500 | 500 | 500 |
| Height (incl. raised edge) | 1000 (1020) | 1000 (1020) | 1000 (1020) | 1000 (1020) |
| Interior dimensions HxWxD | 855 x 498 x 453 | 855 x 928 x 453 | 855 x 498 x 453 | 855 x 928 x 453 |
| Shelves | - | - | 1 | 1 |
| Zinc-plated trays | 2 | 2 | - | - |
| Polyethylene trays | - | - | 2 | 2 |
| Collection volume | 10 l / tray | 20 l / tray | 10 l / tray | 20 l / tray |
| CSC | 2 | 3 | 2 | 3 |
| Order no. | 8721-315 | 8821-315 | 8721-316 | 8821-316 |
| Price | | | | |

+ Corrugated rubber mat for top self-adhesive

for cabinet width
+ Order no.
+ Addtl. charge



500
+ 8751-00



930
+ 8851-00

Color recommendations without additional charge:

Body



RAL 7035
Light gray



RAL 6011
Reseda green



RAL 7035
Light gray

Fronts



RAL 7035
Light gray



RAL 6011
Reseda green



RAL 1023
Traffic yellow

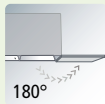
CSC = color surcharge code number

The open-front container cabinets offer:

- Sturdy steel construction with high-quality enamel coating
- Wide range of different dimensions and container hardware for any application
- Door mounting bracket with approx. 110° opening angle (except models on page 246/247 = 180°)
- Central door reinforcement for high stability
- Very flexible arrangement of the interior fittings thanks to adjustability in 10 mm steps (except for model 8931-501 and -502 = 15 mm steps)
- Load capacity per zinc-plated shelf: 70 kg
- Load capacity per shorter shelf: 50 kg
- Cabinet load capacity 450 kg
- Wall mounting is required for sturdy and secure positioning. The fastening method depends on the wall material. Please use screws and dowels that are suitable for the respective type of wall (not included)
- Cabinet models with open-front containers are available in 9 appealing standard colors
- Cabinets with drawer block, 3 drawers with telescopic rail guide, fully extendable, 50 kg load capacity/drawer



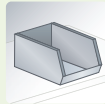
Extra-large cabinets with doors on external door hinges (door opening angle 180°)



Door opening angle of 180°



Shelf load capacity 50 kg



Open-front containers



Order no. 130276-64

Video at:
www.cp.de/ergo-lock



Ergo-Lock 4.0 grip lock 204

Improved operating safety, wear resistance, and an attractive appearance thanks to the grip lock (3-bolt latch) in black with 2 keys – the door can be closed simply by squeezing the grip lock

The open-front and shelf containers offer:

- Smooth inner surfaces and recessed grip on the rear panel designed for practical use
- Stacking lugs facilitate stacking without slippage
- The slightly roughened bottom ensures non-slip transport on conveyor belts
- The open-front containers are made of polypropylene (up to -20°C/+90°C, food-safe and oil-resistant). Available in 7 practical sizes and in the cadmium-free colors red and blue
- Can also be fitted with protective label covers, dust covers, front panels, and carrying bars as well as vertical dividers for more versatile organization



Shelf containers



Open-front containers

Open-front container cabinets












Open-front containers



Open-front containers

in bulk, incl. labels

| 1. Dimensions | Size |  |  |  |  |  |  |  |
|---|------------------------------|---|---|---|--|---|---|---|
| | | 1 | 2 | 3 | 4 | 5 | 6 | 7 |
| | Outside dimensions H x W x D | 50 x 102 x 85 | 75 x 103 x 160 | 125 x 150 x 230 | 145 x 210 x 350 | 200 x 210 x 350 | 145 x 315 x 500 | 200 x 315 x 500 |
| | Packaging unit | 60 units | 40 units | 20 units | 10 units | 10 units | 8 units | 6 units |
|  | Color red | | | | | | | |
| | Order no. | 8920-59153 | 8920-59253 | 8920-59353 | 8920-59453 | 8920-59553 | 8920-59653 | 8920-59753 |
| | Price | | | | | | | |
|  | Color blue | | | | | | | |
| | Order no. | 8920-59155 | 8920-59255 | 8920-59355 | 8920-59455 | 8920-59555 | 8920-59655 | 8920-59755 |
| | Price | | | | | | | |
| + Protective label cover (1 packaging unit = 50 sheets) | | | | | | | | |
| | + Order no. | + 8920-59105 | + 8920-59205 | + 8920-59305 | + 8920-59405 | + 8920-59505 | + 8920-59605 | + 8920-59705 |
| | + Addtl. charge | | | | | | | |
| + Dust cover (1 packaging unit = 10 units) | | | | | | | | |
| | + Order no. | + 8920-59101 | + 8920-59201 | + 8920-59301 | + 8920-59401 | + 8920-59501 | + 8920-59601 | + 8920-59701 |
| | + Addtl. charge | | | | | | | |
| + Vertical dividers (1 packaging unit = 10 units) | | | | | | | | |
| | + Order no. | - | - | - | + 8920-59402 | + 8920-59502 | - | + 8920-59702 |
| | + Addtl. charge | | | | | | | |
| + Carrying bar (1 packaging unit = 10 units) | | | | | | | | |
| | + Order no. | - | - | - | - | - | + 8920-59606 | + 8920-59706 |
| | + Addtl. charge | | | | | | | |
| + Front panel (1 packaging unit = 10 units) | | | | | | | | |
| | + Order no. | + 8920-59104 | + 8920-59204 | + 8920-59304 | + 8920-59404 | + 8920-59504 | + 8920-59604 | + 8920-59704 |
| | + Addtl. charge | | | | | | | |



Protective label cover



Dust cover



Horizontal divider



Carrying bar



Front pane

Open-front container cabinets



Order no. 134013-24








Order no. 134013-21

Open-front container cabinets

with doors, incl. three-bolt grip lock
Ergo-Lock 4.0, shelves adjustable in
10 mm steps






1. Dimensions and design

| |  |  |  |  |  |
|---------------------------|---|---|--|---|---|
| Width | 700 | 700 | 700 | 700 | 700 |
| Depth | 300 | 300 | 300 | 300 | 300 |
| Height | 830 | 830 | 830 | 830 | 830 |
| Interior dimensions HxWxD | 770 x 695 x 250 | 770 x 695 x 250 | 770 x 695 x 250 | 770 x 695 x 250 | 770 x 695 x 250 |
| Shelves | 4 | 5 | 6 | 3 | 6 |
| Open-front containers | 18 x size 2 red 12 x size 2 blue | 24 x size 2 red 8 x size 3 blue | 42 x size 2 blue | - | - |
| CSC | 3 | 3 | 3 | 3 | 3 |
| Order no. | 134013-23 | 134013-24 | 134013-21 | 134013-22 | 134013-20 |
| Price | | | | | |

Open-front container shelving

Shelving units are cabinets without doors,
shelves adjustable in 10 mm steps










1. Dimensions and design

| |  |  |  |  |  |
|---------------------------|---|---|--|---|---|
| Width | 700 | 700 | 700 | 700 | 700 |
| Depth | 300 | 300 | 300 | 300 | 300 |
| Height | 830 | 830 | 830 | 830 | 830 |
| Interior dimensions HxWxD | 770 x 695 x 250 | 770 x 695 x 250 | 770 x 695 x 250 | 770 x 695 x 250 | 770 x 695 x 250 |
| Shelves | 4 | 5 | 6 | 3 | 6 |
| Open-front containers | 18 x size 2 red 12 x size 2 blue | 24 x size 2 red 8 x size 3 blue | 42 x size 2 blue | - | - |
| CSC | 2 | 2 | 2 | 2 | 2 |
| Order no. | 134013-03 | 134013-04 | 134013-01 | 134013-02 | 134013-00 |
| Price | | | | | |

2. Body and door color

Available in the following colors.
Please select
(see end of catalog).....

487

| | | | | |
|---|---|--|---|---|
| Light gray RAL 7035 | Black gray RAL 7021 | Light blue RAL 5012 | Reseda green RAL 6011 | Gentian blue RAL 5010 |
|  |  |  |  |  |
| Fire red RAL 3000 | Ruby red RAL 3003 | Water blue RAL 5021 | White aluminum RAL 9006 | |
|  |  |  |  | |

+ Accessories

Additional shelves..... 241

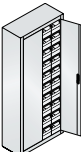
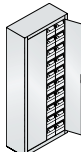
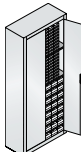
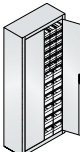
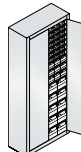


Order no. 133944-25

Open-front container cabinets

with three-bolt grip lock **Ergo-Lock 4.0**, shelves adjustable in 10 mm steps, wall mounting necessary

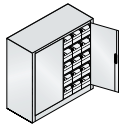
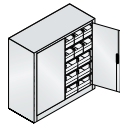
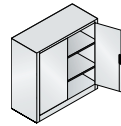
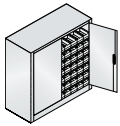
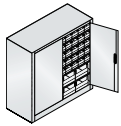
1. Dimensions and design

| |  |  |  |  |  |
|---------------------------|---|---|--|---|---|
| Width | 700 | 700 | 700 | 700 | 700 |
| Depth | 300 | 300 | 300 | 300 | 300 |
| Height | 1690 | 1690 | 1690 | 1690 | 1690 |
| Interior dimensions HxWxD | 1620 x 695 x 250 | 1620 x 695 x 250 | 1620 x 695 x 250 | 1620 x 695 x 250 | 1620 x 695 x 250 |
| Shelves | 9 | 9 | 9 | 11 | 13 |
| Open-front containers | 20 x size 3 red 20 x size 3 blue | 12 x size 3 red 28 x size 3 blue | 45 x size 1 red 45 x size 1 blue 24 x size 2 red 24 x size 2 blue | 36 x size 2 red 24 x size 3 blue | 18 x size 2 red 20 x size 3 blue 18 x size 1 red 18 x size 1 blue |
| CSC | 5 | 5 | 5 | 5 | 5 |
| Order no. | 133413-22 | 133413-28 | 133413-24 | 133413-23 | 133413-27 |
| Price | | | | | |

Occasional cabinets with open-front containers

with doors, incl. three-bolt grip lock **Ergo-Lock 4.0**, shelves adjustable in 10 mm steps










1. Dimensions and design

| |  |  |  |  |  |
|---------------------------|---|---|--|---|---|
| Width | 1000 | 1000 | 1000 | 1000 | 1000 |
| Depth | 420 | 420 | 420 | 420 | 420 |
| Height | 1000 | 1000 | 1000 | 1000 | 1000 |
| Interior dimensions HxWxD | 890 x 995 x 370 | 890 x 995 x 370 | 890 x 995 x 370 | 890 x 995 x 370 | 890 x 995 x 370 |
| Shelves | 4 | 4 | 2 | 6 | 6 |
| Open-front containers | 18 x size 3 red 12 x size 3 blue | 12 x size 3 red 12 x size 4 blue | - | 36 x size 2 red 27 x size 2 blue | 45 x size 2 red 12 x size 3 blue |
| CSC | 4 | 4 | 4 | 4 | 4 |
| Order no. | 133944-22 | 133944-23 | 133944-21 | 133944-24 | 133944-25 |
| Price | | | | | |

2. Body and door color

Available in the following colors.
Please select
(see end of catalog).....

487

| | | | | |
|---|---|--|---|---|
| Light gray RAL 7035 | Black gray RAL 7021 | Light blue RAL 5012 | Reseda green RAL 6011 | Gentian blue RAL 5010 |
|  |  |  |  |  |
| Fire red RAL 3000 | Ruby red RAL 3003 | Water blue RAL 5021 | White aluminum RAL 9006 | |
|  |  |  |  | |

+ Accessories

Corrugated rubber mat..... 241

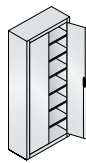

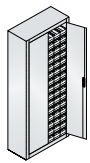
Open-front container cabinets



Order no. 133944-22

Open-front container sizes (H x W x D):

- 1: 50 x 102 x 85 mm
- 2: 75 x 103 x 160 mm
- 3: 125 x 150 x 230 mm
- 4: 145 x 210 x 350 mm
- 5: 200 x 210 x 350 mm
- 6: 145 x 315 x 500 mm
- 7: 200 x 315 x 500 mm



| 700 | 700 | 700 | 700 |
|-------------------------------------|-------------------------------------|--|------------------|
| 300 | 300 | 300 | 300 |
| 1690 | 1690 | 1690 | 1690 |
| 1620 x 695 x 250 | 1620 x 695 x 250 | 1620 x 695 x 250 | 1620 x 695 x 250 |
| 14 | 15 | 17 | 6 |
| 42 x size 2 red 48 x size 2 blue | 48 x size 2 red 48 x size 2 blue | 30 x size 1 red 30 x size 1 blue 24 x size 2 red 24 x size 2 blue | none |
| 5 | 5 | 5 | 5 |
| 133413-25 | 133413-29 | 133413-210 | 133413-20 |



The **Ergo-Lock 4.0** grip lock (three-bolt latch) in an appealing ergonomic design

+ Corrugated rubber mat for top for occasional cabinets and shelves, self-adhesive

| Width x Depth | 700 x 300 | 1000 x 420 |
|---------------|--------------|--------------|
| + Order no. | + 134013-701 | + 133944-701 |
| + Unit price | | |

+ Additional shelves



zinc-plated

| for cabinet width | 700 | 1000 |
|-------------------|-------------|-------------|
| Thickness in mm | 15 | 25 |
| + Order no. | + 130013-81 | + 130044-81 |
| + Unit price | | |



Order no. 133413-210



Open-front container sizes (H x W x D):

- 1: 50 x 102 x 85 mm
- 2: 75 x 103 x 160 mm
- 3: 125 x 150 x 230 mm
- 4: 145 x 210 x 350 mm
- 5: 200 x 210 x 350 mm
- 6: 145 x 315 x 500 mm
- 7: 200 x 315 x 500 mm

Order no. 133413-010

Open-front container shelving

Shelving units are cabinets without doors,
helves adjustable in 10 mm steps,
wall mounting necessary

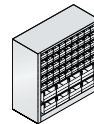
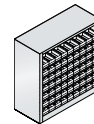
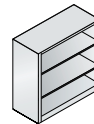
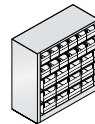
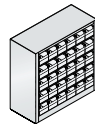


1. Dimensions and design

| | 700 | 700 | 700 | 700 |
|---------------------------|-------------------------------------|-------------------------------------|--|-------------------------------------|
| Width | 700 | 700 | 700 | 700 |
| Depth | 300 | 300 | 300 | 300 |
| Height | 1690 | 1690 | 1690 | 1690 |
| Interior dimensions HxWxD | 1620 x 695 x 250 | 1620 x 695 x 250 | 1620 x 695 x 250 | 1620 x 695 x 250 |
| Shelves | 9 | 9 | 9 | 11 |
| Open-front containers | 20 x size 3 red 20 x size 3 blue | 12 x size 3 red 28 x size 3 blue | 45 x size 1 red 45 x size 1 blue 24 x size 2 red 24 x size 2 blue | 36 x size 2 red 24 x size 3 blue |
| CSC | 4 | 4 | 4 | 4 |
| Order no. | 133413-02 | 133413-08 | 133413-04 | 133413-03 |
| Price | | | | |

Occasional shelving with open-front containers

Shelving units are cabinets without doors,
shelves adjustable in 10 mm steps



1. Dimensions and design

| | 1000 | 1000 | 1000 | 1000 | 1000 |
|---------------------------|-------------------------------------|-------------------------------------|-----------------|-------------------------------------|-------------------------------------|
| Width | 1000 | 1000 | 1000 | 1000 | 1000 |
| Depth | 420 | 420 | 420 | 420 | 420 |
| Height | 1000 | 1000 | 1000 | 1000 | 1000 |
| Interior dimensions HxWxD | 890 x 995 x 370 | 890 x 995 x 370 | 890 x 995 x 370 | 890 x 995 x 370 | 890 x 995 x 370 |
| Shelves | 4 | 4 | 2 | 6 | 6 |
| Open-front containers | 18 x size 3 red 12 x size 3 blue | 12 x size 3 red 12 x size 4 blue | - | 36 x size 2 red 27 x size 2 blue | 45 x size 2 red 12 x size 3 blue |
| CSC | 3 | 3 | 3 | 3 | 3 |
| Order no. | 133944-02 | 133944-03 | 133944-01 | 133944-04 | 133944-05 |
| Price | | | | | |

+ Accessories

Corrugated rubber mat..... 241

Open-front container shelving



Order no. 133944-05



Order no. 133944-02



700

300

1690

1620 x 695 x 250

13

18 x size 2 red
20 x size 3 blue
18 x size 1 red
18 x size 1 blue

4

133413-07



700

300

1690

1620 x 695 x 250

14

42 x size 2 red
48 x size 2 blue

4

133413-05



700

300

1690

1620 x 695 x 250

15

48 x size 2 red
48 x size 2 blue

4

133413-09



700

300

1690

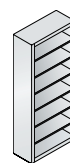
1620 x 695 x 250

17

30 x size 1 red
30 x size 1 blue
24 x size 2 red
24 x size 2 blue

4

133413-010



700

300

1690

1620 x 695 x 250

6

-

4

133413-00

2. Body and door color

Available in the following colors.
Please select
(see end of catalog) **487**

Light gray

RAL 7035



Black gray

RAL 7021



Light blue

RAL 5012



Reseda green

RAL 6011



Gentian blue

RAL 5010



Fire red

RAL 3000



Ruby red

RAL 3003



Water blue

RAL 5021



White aluminum

RAL 9006



+ Additional shelves



for cabinet width

700



1000



zinc-plated

Thickness in mm

+ Order no.

+ Unit price

15

+ 130013-81

25

+ 130044-81



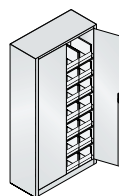
Order no. 133113-22



Order no. 133113-23

Open-front container cabinets

hinged doors incl. three-bolt grip lock
Ergo-Lock 4.0, shelves adjustable in
10 mm steps, wall mounting necessary

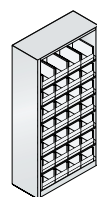
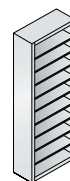

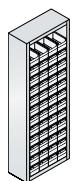


1. Dimensions and design

| | | | | | |
|---------------------------|-------------------------------------|-------------------------------------|-------------------------------------|------------------|-------------------------------------|
| Width | 700 | 700 | 700 | 700 | 1000 |
| Depth | 300 | 300 | 300 | 300 | 420 |
| Height | 1980 | 1980 | 1980 | 1980 | 1980 |
| Interior dimensions HxWxD | 1910 x 695 x 250 | 1910 x 695 x 250 | 1910 x 695 x 250 | 1910 x 695 x 250 | 1870 x 995 x 370 |
| Shelves | 11 | 15 | 18 | 9 | 6 |
| Open-front containers | 24 x size 3 red 24 x size 3 blue | 60 x size 2 red 24 x size 3 blue | 60 x size 2 red 54 x size 2 blue | - | 16 x size 5 red 12 x size 5 blue |
| CSC | 5 | 5 | 5 | 5 | 5 |
| Order no. | 133113-21 | 133113-22 | 133113-23 | 133113-20 | 133144-22 |
| Price | | | | | |

Open-front container shelving

Shelving units are cabinets without doors,
shelves adjustable in 10 mm steps,
wall mounting necessary



1. Dimensions and design

| | | | | | |
|---------------------------|-------------------------------------|-------------------------------------|-------------------------------------|------------------|-------------------------------------|
| Width | 700 | 700 | 700 | 700 | 1000 |
| Depth | 300 | 300 | 300 | 300 | 420 |
| Height | 1980 | 1980 | 1980 | 1980 | 1980 |
| Interior dimensions HxWxD | 1910 x 695 x 250 | 1910 x 695 x 250 | 1910 x 695 x 250 | 1910 x 695 x 250 | 1870 x 995 x 370 |
| Shelves | 11 | 15 | 18 | 9 | 6 |
| Open-front containers | 24 x size 3 red 24 x size 3 blue | 60 x size 2 red 24 x size 3 blue | 60 x size 2 red 54 x size 2 blue | - | 16 x size 5 red 12 x size 5 blue |
| CSC | 4 | 4 | 4 | 4 | 4 |
| Order no. | 133113-01 | 133113-02 | 133113-03 | 133113-00 | 133144-02 |
| Price | | | | | |

2. Body and door color

Available in the following colors.
Please select
(see end of catalog).....

487

Light gray
RAL 7035



Black gray
RAL 7021



Light blue
RAL 5012



Reseda green
RAL 6011



Gentian blue
RAL 5010



Cabinets and shelving with open-front containers



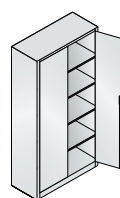
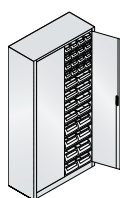
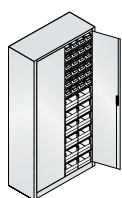
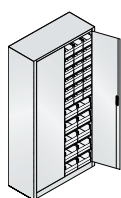
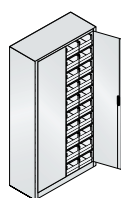
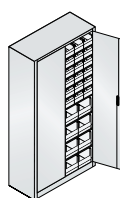
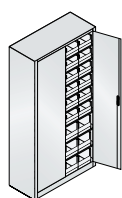
Order no. 133144-23

Open-front container sizes (H x W x D):

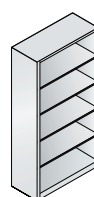
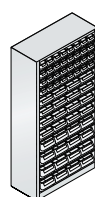
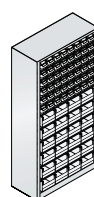
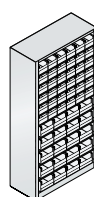
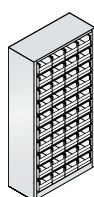
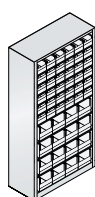
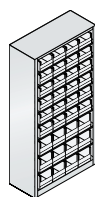
- 1: 50 x 102 x 85 mm
- 2: 75 x 103 x 160 mm
- 3: 125 x 150 x 230 mm
- 4: 145 x 210 x 350 mm
- 5: 200 x 210 x 350 mm
- 6: 145 x 315 x 500 mm
- 7: 200 x 315 x 500 mm

Shelf container sizes (outside dimensions H x W x D):

- RK 3109: 90 x 117 x 300 mm
- RK 3209: 90 x 234 x 300 mm
- RK 3214: 140 x 234 x 300 mm



| 1. | 1000 | 1000 | 1000 | 1000 | 1000 | 1000 | 1000 |
|----|-------------------------------------|-------------------------------------|-------------------------------------|-------------------------------------|--|---|------------------|
| | 420 | 420 | 420 | 420 | 420 | 420 | 420 |
| | 1980 | 1980 | 1980 | 1980 | 1980 | 1980 | 1980 |
| | 1870 x 995 x 370 | 1870 x 995 x 370 | 1870 x 995 x 370 | 1870 x 995 x 370 | 1870 x 995 x 370 | 1870 x 995 x 370 | 1870 x 995 x 370 |
| | 8 | 8 | 9 | 9 | 11 | 12 | 4 |
| | 24 x size 4 red 12 x size 5 blue | 30 x size 3 red 16 x size 5 blue | 20 x size 4 red 20 x size 4 blue | 30 x size 3 red 20 x size 4 blue | 48 x RK 3109 blue 12 x size 4 red 12 x size 4 blue | 40 x RK 3109 blue 16 x RK 3209 blue 16 x RK 3214 blue | - |
| | 5 | 5 | 5 | 5 | 5 | 5 | 5 |
| | 133144-23 | 133144-25 | 133144-24 | 133144-27 | 133144-29 | 133144-28 | 133144-20 |



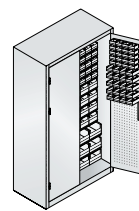
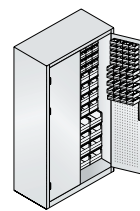
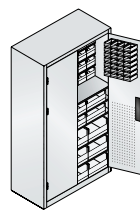
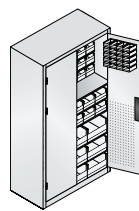
| 1. | 1000 | 1000 | 1000 | 1000 | 1000 | 1000 | 1000 |
|----|-------------------------------------|-------------------------------------|-------------------------------------|-------------------------------------|--|---|------------------|
| | 420 | 420 | 420 | 420 | 420 | 420 | 420 |
| | 1980 | 1980 | 1980 | 1980 | 1980 | 1980 | 1980 |
| | 1870 x 995 x 370 | 1870 x 995 x 370 | 1870 x 995 x 370 | 1870 x 995 x 370 | 1870 x 995 x 370 | 1870 x 995 x 370 | 1870 x 995 x 370 |
| | 8 | 8 | 9 | 9 | 11 | 12 | 4 |
| | 24 x size 4 red 12 x size 5 blue | 30 x size 3 red 16 x size 5 blue | 20 x size 4 red 20 x size 4 blue | 30 x size 3 red 20 x size 4 blue | 48 x RK 3109 blue 12 x size 4 red 12 x size 4 blue | 40 x RK 3109 blue 16 x RK 3209 blue 16 x RK 3214 blue | - |
| | 4 | 4 | 4 | 4 | 4 | 4 | 4 |
| | 133144-03 | 133144-05 | 133144-04 | 133144-07 | 133144-09 | 133144-08 | 133144-00 |

| 2. | Fire red | Ruby red | Water blue | White aluminum |
|----|----------|----------|------------|----------------|
| | RAL 3000 | RAL 3003 | RAL 5021 | RAL 9006 |
| | | | | |

+ **Accessories**
Additional shelves..... 243

Extra-large cabinets

hinged doors on external hinges, opening angle of 180°, incl. three-bolt grip lock
Ergo-Lock 4.0, shelves adjustable in 10 mm steps, with model 8931-502 in 15 mm steps, wall mounting required

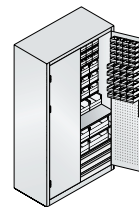
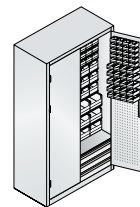
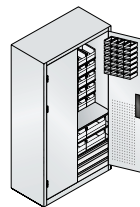
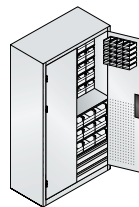


1. Dimensions and design

| Width | 1100 | 1100 | 1100 | 1100 |
|-----------------------|---|--|--|--|
| Depth | 535 | 535 | 535 | 535 |
| Height | 1950 | 1950 | 1950 | 1950 |
| Shelves | 9 | 9 | 11 | 11 |
| Shorter shelves | 7 | 5 | 8 | 11 |
| Mounting rails | 5 per door | 7 per door | 10 per door | 10 per door |
| Open-front containers | 40 x size 2 blue 28 x size 3 red 15 x size 4 blue 9 x size 7 red | 56 x size 2 red 35 x size 3 blue 6 x size 6 red 9 x size 7 blue | 40 x size 1 red 80 x size 2 blue 28 x size 3 red 20 x size 4 blue | 40 x size 1 red 90 x size 2 blue 28 x size 3 red 15 x size 4 blue |
| CSC | 6 | 6 | 6 | 6 |
| Order no. | 130276-65 | 130276-66 | 130276-61 | 130276-62 |
| Price | | | | |

Extra-large cabinets with drawers

hinged doors on external hinges, opening angle of 180°, incl. three-bolt grip lock
Ergo-Lock 4.0, load capacity of 50 kg per drawer, shelves adjustable in 10 mm steps, with model 8931-501 in 15 mm steps, wall mounting required



1. Dimensions and design

| Width | 1100 | 1100 | 1100 | 1100 |
|-----------------------|---|---|--|---|
| Depth | 535 | 535 | 535 | 535 |
| Height | 1950 | 1950 | 1950 | 1950 |
| Shelves | 7 | 7 | 9 | 9 |
| Shorter shelves | 6 | 4 | 8 | 6 |
| Mounting rails | 5 per door | 7 per door | 10 per door | 10 per door |
| Open-front containers | 40 x size 2 blue 28 x size 3 red 15 x size 4 blue | 56 x size 2 red 35 x size 3 blue 6 x size 6 red | 40 x size 1 red 70 x size 2 blue 21 x size 3 red 15 x size 4 blue | 40 x size 1 red 70 x size 2 blue 21 x size 3 red 5 x size 4 blue 6 x size 6 red |
| Drawers | 3 | 3 | 3 | 3 |
| CSC | 9 | 9 | 9 | 9 |
| Order no. | 130276-67 | 130276-68 | 130276-63 | 130276-64 |
| Price | | | | |

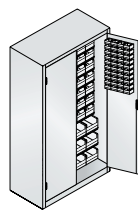
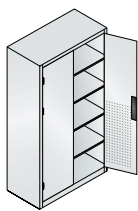
2. Body and door color

Available in the following colors.
Please select
(see end of catalog) **487**

| Light gray | Black gray | Light blue | Reseda green |
|--------------|----------------|------------|--------------|
| RAL 7035 | RAL 7021 | RAL 5012 | RAL 6011 |
| | | | |
| | | | |
| Gentian blue | Fire red | Ruby red | |
| RAL 5010 | RAL 3000 | RAL 3003 | |
| | | | |
| | | | |
| Water blue | White aluminum | | |
| RAL 5021 | RAL 9006 | | |
| | | | |

+ Additional drawer tidies **229**

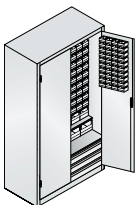
Extra-large cabinets with open-front containers



| 1. | 1100 | 1200 |
|----|-------------------|--|
| | 535 | 500 |
| | 1950 | 1950 |
| | 4 | 9 |
| | - | 7 |
| | - | 10 per door |
| | - | each 40 x size 1 red/blue 21 x size 3 blue 28 x size 3 red 10 x size 4 blue 5 x size 4 red |
| | 6 | 9 |
| | 130276-613 | 8931-502 |



Order no. 8931-502




| 1. | 1200 |
|----|---|
| | 500 |
| | 1950 |
| | 10 |
| | 9 |
| | 10 per door |
| | each 40 x size 1 red/blue 44 x size 2 red 44 x size 2 blue 7 x size 3 red 5 x size 4 blue |
| | 3 |
| | 9 |
| | 8931-501 |



Order no. 130276-64

+ Drawer tidies

Plastic boxes for small parts, 63 mm high



| for cabinet width | 1100 | 1200 |
|-------------------|---|---|
| for cabinet depth | 535 | 500 |
| Boxes | 8x 162 x 108 mm 8x 108 x 108 mm 16x 54 x 54 mm 20x 108 x 54 mm | 8x 162 x 108 mm 8x 108 x 108 mm 16x 54 x 54 mm 24x 108 x 54 mm |
| + Order no. | + 130076-5713 | + 8931-5713 |
| + Unit price | | |



Space-saving and good for heavy loads

for tools and accessories

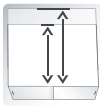
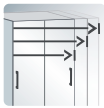


The practical space-saving cabinets 250

- Sturdy steel construction with high-quality enamel coating
- Zinc-plated shelves
- Ergonomic bow-shaped handles made of metal for easy operation
- Push and turn cylinder lock with 2 keys and optional exchangeable cylinder
- Sliding doors with special casters run in special rail guide
- Different dimension variants and occasional cabinets

Product line
Width

Product line
Depth



Sliding-door cabinets

•

•

Sliding-door cabinets for heavy-duty purposes

•

-

Sliding-door cabinets with viewing windows

-

-

Sliding-door cabinets

for heavy-duty purposes

with viewing windows



loads of up to **700 kg**



The heavy-duty tool and equipment cabinets for heavy-duty purposes.....256

- Sturdy steel construction with high-quality enamel coating
- Zinc-plated shelves
- Complete product line (different dimension variants and interior fittings for every requirement)
- Ergonomic bow-shaped handles made of metal for easy operation
- Push and turn cylinder lock with 2 keys and optional exchangeable cylinder
- Sliding doors with special casters run in special rail guide

Sliding doors with a view258

- Sturdy steel construction with high-quality enamel coating
- Zinc-plated shelves
- Ergonomic bow-shaped handles made of metal for easy operation
- Push and turn cylinder lock with 2 keys and optional exchangeable cylinder
- Sliding doors with special casters run in special rail guide
- Steel doors with viewing windows made of acrylic glass for a direct view

| Product line Height | Bow-shaped handle | Top and counter cabinet | Sliding-doors smooth running | Shelf load capacity (kg) | Bay load (kg) | Zinc-plated shelves | Viewing windows with acrylic glass |
|---------------------|-------------------|-------------------------|------------------------------|--------------------------|---------------|---------------------|------------------------------------|
| | | | | | | | |
| • | • | • | • | 70-110 | 450 | • | - |
| • | • | - | • | 110 | 700 | • | - |
| • | • | - | • | 70-110 | 450 | • | • |

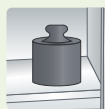
Sliding-door cabinets

The tool cabinets with sliding doors offer:

- Sturdy steel construction with high-quality enamel coating
- Wide range of different dimensions for every application
- Smooth running sliding doors run with special ball bearing rollers in special rail guide
- Ergonomic bow-shaped handles made of metal for easy operation
- Push and turn cylinder lock with 2 keys, exchangeable cylinder
- Very flexible arrangement of the interior fittings thanks to adjustability in 15 mm steps
- High load capacity of 70 kg per zinc-plated shelf (reinforced shelf can bear loads up to 110 kg)



Sliding-doors smooth running



Shelf load capacity 70-110 kg



Zinc-plated shelves

Order no. 2159-00



Tool cabinets with sliding doors

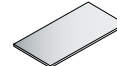
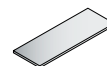
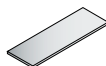
with push and turn cylinder lock




1. Dimensions and design

| Width | 1200 | 1200 | 1200 | |
|---------------------------|-------------------|-------------------|-------------------|--|
| Depth | 400 | 500 | 600 | |
| Height | 1950 | 1950 | 1950 | |
| Interior dimensions HxWxD | 1840 x 1197 x 328 | 1840 x 1197 x 428 | 1840 x 1197 x 528 | |
| Shelves | 4 | 4 | 4 | |
| Center partition | - | - | - | |
| CSC | 6 | 6 | 6 | |
| Order no. | 2049-00 | 2059-00 | 2069-00 | |
| Price | | | | |

+ Additional shelves



| Width x depth | 1196 x 327 | 1196 x 427 | 1196 x 527 | |
|-----------------|------------|------------|------------|--|
| Thickness 24 mm | | | | |
| + Order no. | + 2049-80 | + 2059-80 | + 2069-80 | |
| + Unit price | | | | |



zinc-plated

2. Body and door color



Please select (see end of catalog for color overview) 487



1.

| 1600 | 1600 | 1600 |
|-------------------|-------------------|-------------------|
| 400 | 500 | 600 |
| 1950 | 1950 | 1950 |
| 1840 x 797 x 328* | 1840 x 797 x 428* | 1840 x 797 x 528* |
| 8 | 8 | 8 |
| 1 | 1 | 1 |
| 7 | 7 | 7 |
| 2149-00 | 2159-00 | 2169-00 |

* Interior dimensions refer to **one** side of the cabinet respectively (to the left or right of the center partition)



+

| 796 x 327 | 796 x 427 | 796 x 527 |
|-----------|-----------|-----------|
| + 2149-80 | + 2159-80 | + 2169-80 |



+ Reinforced shelf

Load capacity per shelf
+ Order no.
+ Addtl. charge

1 reinforcement:
approx. 90 kg
+-801

2 reinforcements:
approx. 110 kg
+-802

CSC = color surcharge code number

www.cp-furniture.com




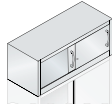

251



Top cabinets with sliding doors

with push and turn cylinder lock

1. Dimensions and design

| |  |  |  | |
|---------------------------|---|---|---|--|
| Width | 1200 | 1200 | 1200 | |
| Depth | 400 | 500 | 400 | |
| Height | 500 | 500 | 790 | |
| Interior dimensions HxWxD | 450 x 1197 x 328 | 450 x 1197 x 428 | 740 x 1197 x 328 | |
| Shelves | - | - | 1 | |
| Center partition | - | - | - | |
| CSC | 4 | 4 | 5 | |
| Order no. | 2044-00 | 2054-00 | 2045-09 | |
| Price | | | | |

+ Wall mounting

Customer must provide wall mounting for top cabinets

2. Body and door color

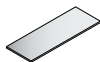
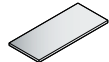



Please select (see end of catalog for color overview) 487

+ Tops

made of MCPB, for use
as occasional cabinet

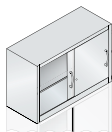
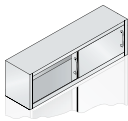
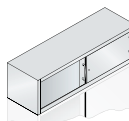
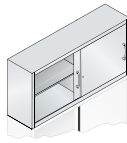
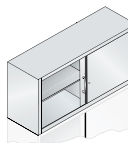


| |  |  |  | |
|-------------------|---|---|---|--|
| for cabinet width | 1200 | 1200 | 1200 | |
| Depth | 400 | 500 | 400 | |
| Thickness 25 mm | | | | |
| + Order no. | + 2016-000 | + 2017-000 | + 2016-000 | |
| + Unit price | | | | |

Top cabinets with sliding doors



Order no. 2145-09

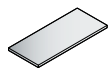
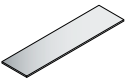
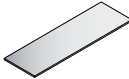
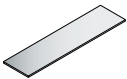
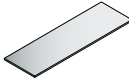
| |  |  |  |  |  |
|----|---|---|---|---|---|
| 1. | 1200 | 1600 | 1600 | 1600 | 1600 |
| | 500 | 400 | 500 | 400 | 500 |
| | 790 | 500 | 500 | 790 | 790 |
| | 740 x 1197 x 428 | 450 x 1597 x 328 | 450 x 1597 x 428 | 740 x 797 x 328* | 740 x 797 x 428* |
| | 1 | - | - | 2 | 2 |
| | - | - | - | 1 | 1 |
| | 5 | 5 | 5 | 6 | 6 |
| | 2055-09 | 2144-00 | 2154-00 | 2145-09 | 2155-09 |

* Interior dimensions refer to **one** side of the cabinet respectively (to the left or right of the center partition)

+ Top decor



Please select (see end of catalog for color overview) **487**

| |  |  |  |  |  |
|---|---|---|---|---|---|
| + | 1200 | 1600 | 1600 | 1600 | 1600 |
| | 500 | 400 | 500 | 400 | 500 |
| | + 2017-000 | + 2018-000 | + 2019-000 | + 2018-000 | + 2019-000 |

CSC = color surcharge code number



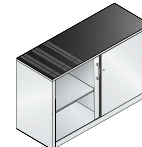
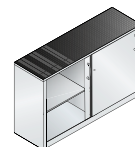
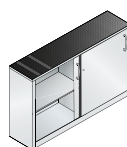
Occasional cabinets with sliding doors

with push and turn cylinder lock, incl. corrugated rubber mat for top



1. Dimensions and design

| | 1200 | 1200 | 1200 | |
|-------------------------------|------------------|------------------|------------------|--|
| Width | 1200 | 1200 | 1200 | |
| Depth | 400 | 500 | 600 | |
| Height | 1000 | 1000 | 1000 | |
| Interior dimensions H x W x D | 855 x 1197 x 328 | 855 x 1197 x 428 | 855 x 1197 x 528 | |
| Shelves | 1 | 1 | 1 | |
| CSC | 5 | 5 | 5 | |
| Order no. | 2046-09 | 2056-09 | 2066-09 | |
| Price | | | | |



1. Dimensions and design

| | 1600 | 1600 | 1600 | |
|-------------------------------|------------------|------------------|------------------|--|
| Width | 1600 | 1600 | 1600 | |
| Depth | 400 | 500 | 600 | |
| Height | 1000 | 1000 | 1000 | |
| Interior dimensions H x W x D | 855 x 797 x 328* | 855 x 797 x 428* | 855 x 797 x 528* | |
| Shelves | 2 | 2 | 2 | |
| Center partition | 1 | 1 | 1 | |
| CSC | 6 | 6 | 6 | |
| Order no. | 2146-09 | 2156-09 | 2166-09 | |
| Price | | | | |

+ Additional shelves



| | 1200 | 1200 | 1200 | 1600 | 1600 | 1600 |
|-------------------|-----------|-----------|-----------|-----------|-----------|-----------|
| for cabinet width | 1200 | 1200 | 1200 | 1600 | 1600 | 1600 |
| Depth | 400 | 500 | 600 | 400 | 500 | 600 |
| Thickness 24 mm | | | | | | |
| + Order no. | + 2049-80 | + 2059-80 | + 2069-80 | + 2149-80 | + 2159-80 | + 2169-80 |
| + Unit price | | | | | | |

2. Body and door color



Please select (see end of catalog for color overview) 487

Occasional cabinets with sliding doors

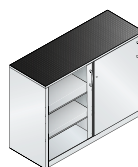


Order no. 2146-09



1.

| 1200 | 1200 | 1200 |
|-------------------|-------------------|-------------------|
| 400 | 500 | 600 |
| 1200 | 1200 | 1200 |
| 1055 x 1197 x 328 | 1055 x 1197 x 428 | 1055 x 1197 x 528 |
| 2 | 2 | 2 |
| 5 | 5 | 5 |
| 2047-09 | 2057-09 | 2067-09 |



1.

| 1600 | 1600 | 1600 |
|-------------------|-------------------|-------------------|
| 400 | 500 | 600 |
| 1200 | 1200 | 1200 |
| 1055 x 797 x 328* | 1055 x 797 x 428* | 1055 x 797 x 528* |
| 4 | 4 | 4 |
| 1 | 1 | 1 |
| 6 | 6 | 6 |
| 2147-09 | 2157-09 | 2167-09 |



Order no. 2047-09
+ Order no. 2016-000 (top)

* Interior dimensions refer to **one** side of the cabinet respectively
(to the left or right of the center partition)

+

Tops

made of MCPB,
with corrugated
rubber mat instead
of steel top section



MCPB

| for cabinet width | 1200 | 1200 | 1200 | 1600 | 1600 | 1600 |
|-------------------|-------------|-------------|-------------|-------------|-------------|-------------|
| Depth | 400 | 500 | 600 | 400 | 500 | 600 |
| Thickness 25 mm | | | | | | |
| + Order no. | + 2016-000 | + 2017-000 | + 2020-000 | + 2018-000 | + 2019-000 | + 2021-000 |
| + Addtl. charge | | | | | | |

+

Top decor



Please select (see end of catalog for color overview) 487

The cabinets for heavy-duty purposes offer:

- Sturdy steel construction with high-quality enamel coating
- Different dimension variants (2 widths, 3 heights)
- Smooth running sliding doors run with special ball bearing rollers in special rail guide
- Ergonomic bow-shaped handles made of metal for easy operation
- Push and turn cylinder lock with 2 keys, exchangeable cylinder
- Very flexible arrangement of the interior fittings thanks to adjustability in 15 mm steps
- **High load capacity of each zinc-plated shelf: 110 kg**
- **Bay load: 700 kg**



loads of up to **700 kg**



Order no. 2059-002



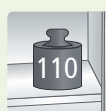
Sliding-doors smooth running



Bow-shaped handles



Bay load 700 kg



Shelf load capacity 110 kg



Zinc-plated shelves

Heavy-duty tool cabinets with sliding doors

with push and turn cylinder lock

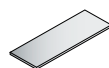


1. Dimensions and design

| | 1200 | 1600 |
|---------------------------|-------------------|-------------------|
| Width | 1200 | 1600 |
| Depth | 500 | 500 |
| Height | 1950 | 1950 |
| Interior dimensions HxWxD | 1840 x 1197 x 428 | 1840 x 797 x 428* |
| Shelves | 4 | 8 |
| Center partition | - | 1 |
| CSC | 6 | 7 |
| Order no. | 2059-002 | 2159-002 |
| Price | | |

* Interior dimensions refer to **one** side of the cabinet respectively (to the left or right of the center partition)

+ Additional shelves



| | 1196 | 796 |
|-----------------|------------|------------|
| Width | 1196 | 796 |
| Depth | 427 | 427 |
| Thickness 24 mm | | |
| + Order no. | + 2059-802 | + 2159-802 |
| + Unit price | | |



zinc-plated

2. Body and door color

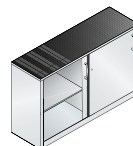


Please select (see end of catalog for color overview) 487

Sliding-door cabinets for heavy-duty purposes

Heavy-duty occasional cabinets with sliding doors

with push and turn cylinder lock, incl. corrugated rubber mat for top

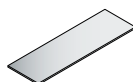
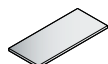


| | | | | | |
|---------------------------------|---------------------------|------------------|-------------------|------------------|-------------------|
| 1. Dimensions and design | Width | 1200 | 1200 | 1600 | 1600 |
| | Depth | 500 | 500 | 500 | 500 |
| | Height | 1000 | 1200 | 1000 | 1200 |
| | Interior dimensions HxWxD | 855 x 1197 x 428 | 1055 x 1197 x 428 | 855 x 797 x 428* | 1055 x 797 x 428* |
| | Shelves | 1 | 2 | 2 | 4 |
| | Center partition | - | - | 1 | 1 |
| | CSC | 5 | 5 | 5 | 5 |
| | Order no. | 2056-092 | 2057-092 | 2156-092 | 2157-092 |
| | Price | | | | |

* Interior dimensions refer to **one** side of the cabinet respectively (to the left or right of the center partition)

+ Tops

made of MCPB, with corrugated rubber mat instead of steel top section



| | | |
|-------------------|-------------|-------------|
| for cabinet width | 1200 | 1600 |
| Depth | 500 | 500 |
| Thickness 25 mm | | |
| + Order no. | + 2017-000 | + 2019-000 |
| + Addtl. charge | | |

+ Top decor



Please select (see end of catalog for color overview) **487**

2. Body and door color



Please select (see end of catalog for color overview) **487**



loads of up to **700 kg**

Order no. 2057-092



The sliding-door cabinets with viewing windows offer:

- Sturdy steel construction with high-quality enamel coating
- Different dimension variants (3 heights, 3 depths)
- Smooth running sliding doors run with special ball bearing rollers in special rail guide
- Ergonomic bow-shaped handles made of metal for easy operation
- Push and turn cylinder lock with 2 keys, exchangeable cylinder
- Very flexible arrangement of the interior fittings thanks to adjustability in 15 mm steps
- Steel doors with viewing window made of acrylic glass (3 mm thick) for a direct view



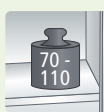
Doors with acrylic glass



Sliding-doors smooth running



Bow-shaped handles



Shelf load capacity 70-110 kg



Zinc-plated shelves



The sliding doors rest on smooth running casters

Tool cabinets with viewing windows

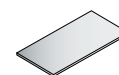
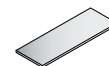
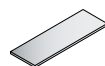
in sliding doors, with push and turn cylinder lock



1. Dimensions and design

| | 1200 | 1200 | 1200 | |
|---------------------------|-------------------|-------------------|-------------------|--|
| Width | 1200 | 1200 | 1200 | |
| Depth | 400 | 500 | 600 | |
| Height | 1950 | 1950 | 1950 | |
| Interior dimensions HxWxD | 1840 x 1197 x 328 | 1840 x 1197 x 428 | 1840 x 1197 x 528 | |
| Shelves | 4 | 4 | 4 | |
| Center partition | - | - | - | |
| CSC | 6 | 6 | 6 | |
| Order no. | 2049-055 | 2059-055 | 2069-055 | |
| Price | | | | |

+ Additional shelves



zinc-plated

| | 1196 x 327 | 1196 x 427 | 1196 x 527 | |
|-----------------|------------|------------|------------|--|
| Width x depth | 1196 x 327 | 1196 x 427 | 1196 x 527 | |
| Thickness 24 mm | | | | |
| + Order no. | + 2049-80 | + 2059-80 | + 2069-80 | |
| + Unit price | | | | |

2. Body and door color



Please select (see end of catalog for color overview) 487

Sliding-door cabinets with viewing windows



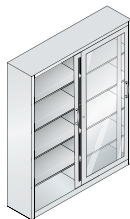
Order no. 2059-055



Cabinets that save money

Finding instead of searching = saves time and money!

- Ingeniously simple: The direct view of the cabinet's contents makes tedious searches and elaborate labeling unnecessary. Cabinets with viewing windows also tend to be kept in better order.
- C+P cabinets with viewing windows pay for themselves after just a short period of time - and then they even make you money by saving time and costs!
- They are also perfectly suited for the implementation of modern simplification and improvement concepts such as KAIZEN or CPI.



1.

| 1600 | 1600 | 1600 |
|-------------------|-------------------|-------------------|
| 400 | 500 | 600 |
| 1950 | 1950 | 1950 |
| 1840 x 797 x 328* | 1840 x 797 x 428* | 1840 x 797 x 528* |
| 8 | 8 | 8 |
| 1 | 1 | 1 |
| 7 | 7 | 7 |
| 2149-055 | 2159-055 | 2169-055 |

* Interior dimensions refer to **one** side of the cabinet respectively (to the left or right of the center partition)



+

| 796 x 327 | 796 x 427 | 796 x 527 |
|-----------|-----------|-----------|
| + 2149-80 | + 2159-80 | + 2169-80 |



Reinforced shelf

Load capacity per shelf
+ Order no.
+ Addtl. charge

1 reinforcement:
approx. 90 kg
+-801

2 reinforcements:
approx. 110 kg
+-802



Order no. 2057-055






Order no. 2056-055




Occasional cabinets with viewing windows

in sliding doors, with push and turn
cylinder lock, incl. corrugated rubber
mat for top


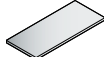




1. Dimensions and design

| |  |  |  | |
|-------------------------------|---|--|---|--|
| Width | 1200 | 1200 | 1200 | |
| Depth | 400 | 500 | 600 | |
| Height | 1000 | 1000 | 1000 | |
| Interior dimensions H x W x D | 855 x 1197 x 328 | 855 x 1197 x 428 | 855 x 1197 x 528 | |
| Shelves | 1 | 1 | 1 | |
| CSC | 5 | 5 | 5 | |
| Order no. | 2046-055 | 2056-055 | 2066-055 | |
| Price | | | | |

1. Dimensions and design

| |  |  |  | |
|-------------------------------|---|--|---|--|
| Width | 1600 | 1600 | 1600 | |
| Depth | 400 | 500 | 600 | |
| Height | 1000 | 1000 | 1000 | |
| Interior dimensions H x W x D | 855 x 797 x 328* | 855 x 797 x 428* | 855 x 797 x 528* | |
| Shelves | 2 | 2 | 2 | |
| Center partition | 1 | 1 | 1 | |
| CSC | 6 | 6 | 6 | |
| Order no. | 2146-055 | 2156-055 | 2166-055 | |
| Price | | | | |

+ Additional shelves

| |  |  |  |  |  |  |
|-------------------|---|---|--|---|---|---|
| for cabinet width | 1200 | 1200 | 1200 | 1600 | 1600 | 1600 |
| Depth | 400 | 500 | 600 | 400 | 500 | 600 |
| Thickness 24 mm | | | | | | |
| + Order no. | + 2049-80 | + 2059-80 | + 2069-80 | + 2149-80 | + 2159-80 | + 2169-80 |
| + Unit price | | | | | | |



2. Body and door color



Please select (see end of catalog for color overview) **487**

Occasional cabinets with viewing windows



Cabinets that save money

Finding instead of searching
= saves time and money!

- Ingeniously simple: The direct view of the cabinet's contents makes tedious searches and elaborate labeling unnecessary. Cabinets with viewing windows also tend to be kept in better order.
- C+P cabinets with viewing windows pay for themselves after just a short period of time - and then they even make you money by saving time and costs!
- They are also perfectly suited for the implementation of modern simplification and improvement concepts such as KAIZEN or CPI.



1.

| |
|-------------------|
| 1200 |
| 400 |
| 1200 |
| 1055 x 1197 x 328 |
| 2 |
| 5 |
| 2047-055 |



| |
|-------------------|
| 1200 |
| 500 |
| 1200 |
| 1055 x 1197 x 428 |
| 2 |
| 5 |
| 2057-055 |

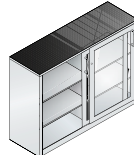


| |
|-------------------|
| 1200 |
| 600 |
| 1200 |
| 1055 x 1197 x 528 |
| 2 |
| 5 |
| 2067-055 |



1.

| |
|-------------------|
| 1600 |
| 400 |
| 1200 |
| 1055 x 797 x 328* |
| 4 |
| 1 |
| 6 |
| 2147-055 |



| |
|-------------------|
| 1600 |
| 500 |
| 1200 |
| 1055 x 797 x 428* |
| 4 |
| 1 |
| 6 |
| 2157-055 |



| |
|-------------------|
| 1600 |
| 600 |
| 1200 |
| 1055 x 797 x 528* |
| 4 |
| 1 |
| 6 |
| 2167-055 |

* Interior dimensions refer to **one** side of the cabinet respectively (to the left or right of the center partition)

+

Tops

made of MCPB,
with corrugated
rubber mat instead
of steel top section

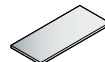


MCPB

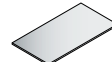
for cabinet width
Depth



| |
|-------------|
| 1200 |
| 400 |



| |
|-------------|
| 1200 |
| 500 |



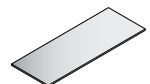
| |
|-------------|
| 1200 |
| 600 |



| |
|-------------|
| 1600 |
| 400 |



| |
|-------------|
| 1600 |
| 500 |



| |
|-------------|
| 1600 |
| 600 |

Thickness 25 mm

+ Order no.

+ Addtl. charge

+ 2016-000

+ 2017-000

+ 2020-000

+ 2018-000

+ 2019-000

+ 2021-000

+

Top decor



Please select (see end of catalog for color overview).....487

Versatility at its best.

Workbenches 45 series



The flexible modular system

264

- Sturdy steel construction as a flexible modular system with high-quality enamel coating
- 40 mm thick multiplex worktop
- Drawer handles with plastic labeling plate
- Shelf load capacity: 40 kg
- Central locking system
- Supplied dismantled for easy DIY assembly with predrilled plates

Compact workbenches 87 series



The extra sturdy workbenches for heavy-duty purposes

268

- Sturdy steel construction as a robust cabinet workbench with high-quality enamel coating
- 40 mm thick multiplex worktop
- Drawers with full-width horizontal handle bar that can be labeled
- Shelf load capacity: 75 kg
- Central locking system with secure locking of individual drawers for optimum tilt resistance
- Functional drawer interiors
- Also available with casters for a mobile model

| | Product line Width | Modular system | Compact workbench | Supplied dismantled | Multiplex top | Height adjustable (optional) mm | Drawer load capacity (kg) | Handle bar that can be labeled |
|---|-----------------------|----------------|----------------------|------------------------|---------------|------------------------------------|------------------------------|-----------------------------------|
| Workbenches 45 series | ● | ● | - | ● | ● | - | 40 | - |
| Compact workbenches 87 series | ● | - | ● | - | ● | 800-1050 | 75 | ● |
| Cabinet system 87 series | - | - | - | - | - | - | 75-200 | ● |
| Workshop trolley Basic | - | - | - | - | - | - | 35 | ● |
| Perforated plate systems | ● | - | - | - | - | - | - | - |

Workbenches, pedestals, and occasional furniture

Cabinet system 87 series



The heavy-duty pros with drawers..... 272

- Drawer cabinets, workshop trolleys, computer cabinets
- Sturdy steel construction with high-quality enamel coating
- Full-width horizontal handle bar, can be labeled
- Shelf load capacity: 75-200 kg
- Central locking system with secure locking of individual drawers for optimum tilt resistance
- Functional drawer interiors

Workshop trolley Basic



The lightweight mobile helpers 280

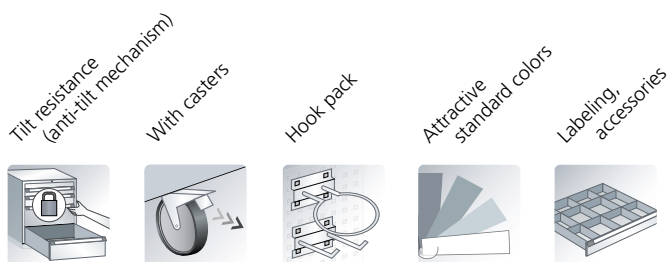
- Steel housing with 50 mm hanging rails, ergonomic handles
- Plastic top with compartments for small parts, resistant to chemicals and oil
- Central locking via cylinder lock
- Handle bars that are flush with the housing and can be labeled
- Individual anti-tilt mechanism (tilt resistance)
- Drawers guided on steel ball bearings
- Shelf load capacity: 35 kg

Perforated plate systems



The ready-to-hand system for the wall..... 282

- Perforated plates made of steel with reinforcement profiles
- Seven different colors to choose from
- Silver-colored mounting elements with fastening screws
- Four different hook packs as value sets



| | | | | |
|---|----------|---|---|---|
| - | - | - | • | • |
| • | optional | - | • | • |
| • | optional | - | • | • |
| • | • | - | • | • |
| - | - | • | • | - |



The workbenches offer:

- Sturdy steel construction with high-quality enamel coating
- Durable **workbench multiplex tops 40 mm thick**, joint-free surface made of beech veneer (multi-layer cross-banded and glued according to DIN 68705), untreated, with varnish on request
- Workbench feet made of 50 x 30 mm rectangular tube with crossbars
- Supplied dismantled for easy DIY assembly with plates predrilled at the factory
- Level adjustment from 835 to 855 mm
- Drawer units and utensil compartment centrally lockable through cylinder lock with 2 keys
- Drawer handles with plastic labeling plate
- Drawers on ball-bearing rails (3/4 extensible), load capacity 40 kg respectively
- Double-walled drawer fronts



Modular system



Supplied dismantled



Drawer load capacity 40 kg

Order no. 4502-12
+ Order no. 4570-082 (storage shelf)**Workbenches**

Drawer interior dimensions: approx. 58/88/148
(2/3/5 HU, panel height) x 435 x 540 mm

1. Dimensions and design

| Width | 1000 | 1500 | 2000 | 1000 | 1500 | 2000 | 1000 | 1500 | 2000 | |
|-------------|------------------------------|------|------|--------------------|------|------|--------------------------|------|------|--|
| Depth | 700 | | | 700 | | | 700 | | | |
| Height | 835-855 | | | 835-855 | | | 835-855 | | | |
| Description | without underbench solutions | | | with 1 drawer 3 HU | | | with utensil compartment | | | |

| CSC | 2 | 2 | 2 | 4 | 4 | 4 | 3 | 3 | 3 | |
|-----------|---------|---------|---------|---------|---------|---------|---------|---------|---------|--|
| Order no. | 4501-01 | 4502-01 | 4503-01 | 4501-14 | 4502-14 | 4503-14 | 4501-11 | 4502-11 | 4503-11 | |
| Price | | | | | | | | | | |



Order no. 4502-14

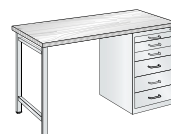
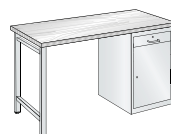
| Width | 1000 | 1500 | 2000 | 1000 | 1500 | 2000 | 1000 | 1500 | 2000 | |
|-------------|---|---------|---------|---|---------|---------|---|---------|---------|--|
| Depth | 700 | | | 700 | | | 700 | | | |
| Height | 835-855 | | | 835-855 | | | 835-855 | | | |
| Description | with drawer block 8 HU, with 1 drawer each 3 + 5 HU | | | with drawer block 8 HU, with 1 drawer each 3 + 5 HU, utensil compartment on the right in addition (can also be mounted on left) | | | with 1 utensil compartment each on left and right, 1 drawer block 8 HE in between with 4 drawers 2 HU | | | |
| CSC | 4 | 4 | 4 | - | 5 | 5 | - | 6 | 6 | |
| Order no. | 4501-02 | 4502-02 | 4503-02 | - | 4502-03 | 4503-03 | - | 4502-05 | 4503-05 | |
| Price | | | | | | | | | | |



Order no. 4502-11

2. Body and front color

Please select (see end of catalog for color overview) 487



1.

1000 1500 2000
700
835-855

with 2 drawer blocks 8 HU,
with 1 drawer each 3 + 5 HU

- 6 6
- 4502-12 4503-12

1000 1500 2000
700
835-855

with one drawer block
8 HE on the left and on
the right respectively,
4 drawers 2 HU
per block

- 6 6
- 4502-04 4503-04

1000 1500 2000
700
835

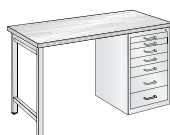
with foot and upright cabinet
with 1 drawer, 1 compartment
with hinged door
(both lockable separately) below
it, 1 adjustable shelf inside

6 6 6
4501-10 4502-10 4503-10

1000 1500 2000
700
835

with upright drawer cabinet 23
HU on one side, drawer
configuration
1x2/2x3/3x5 HU

6 6 6
4501-07 4502-07 4503-07



1000 1500 2000
700
835

with upright drawer cabinet 23
HU on one side, drawer
configuration
2x2/3x3/2x5 HU

6 6 6
4501-06 4502-06 4503-06

1000 1500 2000
700
835

1 upright drawer block
23 HU, drawer configuration
1x2/2x3/3x5 HU, 1 upright
cabinet with 1 drawer on the
right, 1 compartment with
hinged door (both lockable
separately) below it,
1 adjustable shelf inside

- 10 10
- 4502-13 4503-13

1000 1500 2000
700
835

with 1 upright drawer
cabinet 23 HU on the left and
on the right, drawer
configuration 2x2/3x3/2x5 HU

- 10 10
- 4502-09 4503-09



Order no. 4502-10

+

Accessories 267

CSC = color surcharge code number

HU = height units

www.cp-furniture.com



265

45 series



Accessories for workbenches

Storage shelf

made of sheet steel, for mounting on the workbench leg crossbeam or on upright drawer cabinet 23 HU

for workbenches without upright cabinets 23 HU

| for workbench width | 1000 | 1500 | 2000 |
|---------------------|-----------------|-----------------|-----------------|
| Width | 934 | 1434 | 1934 |
| Depth | 537 | 537 | 537 |
| Height | 30 | 30 | 30 |
| CSC | 1 | 1 | 1 |
| Order no. | 4570-081 | 4570-082 | 4570-083 |
| Price | | | |



for workbenches with 1 upright cabinet 23 HU

| for workbench width | 1000 | 1500 | 2000 |
|---------------------|-----------------|-----------------|-----------------|
| Width | 447 | 947 | 1447 |
| Depth | 537 | 537 | 537 |
| Height | 30 | 30 | 30 |
| CSC | 1 | 1 | 1 |
| Order no. | 4570-084 | 4570-085 | 4570-087 |
| Price | | | |



for workbenches with 2 upright cabinets 23 HU


| for workbench width | 1000 | 1500 | 2000 |
|---------------------|------|-----------------|-----------------|
| Width | - | 460 | 960 |
| Depth | - | 537 | 537 |
| Height | - | 30 | 30 |
| CSC | - | 1 | 1 |
| Order no. | - | 4570-086 | 4570-088 |
| Price | | | |



Rear raised edge

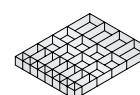
made of beech veneer top, generally not varnished, additional charge per workbench

| Width | 1000 | 1500 | 2000 |
|-----------------|-----------------|-----------------|-----------------|
| Depth | 12 | 12 | 12 |
| Height | 140 | 140 | 140 |
| Order no. | 4570-111 | 4570-112 | 4570-113 |
| + Addtl. charge | | | |



Drawer divider

Plastic boxes for small parts, approx. 63 mm high



Holder for perforated plates

for fastening perforated plates on the workbench, pairs required, see page 282/283

| per pair | for 1 perforated plate | for 2 perforated plates on top of one another |
|-----------|------------------------|---|
| Order no. | 4570-091 | 4570-092 |
| Price | | |



for drawers
Boxes

from 3 HU

4x 162 x 108 mm
8x 108 x 108 mm
8x 108 x 54 mm
8x 54 x 54 mm

Order no.
Unit price

4570-12

Foam rubber mat

to be inserted into the drawer



| | |
|------------|----------------|
| Width | 435 |
| Order no. | 4570-13 |
| Unit price | |

Single/spare key

per unit



| | |
|------------|----------------|
| Order no. | 0006-00 |
| Unit price | |

Connector parts

for connecting two workbenches to one another



| | |
|------------|----------------|
| Order no. | 4570-14 |
| Unit price | |

Varnished worktop

smoother and more durable surface, particularly suitable for schools, workshops for the disabled, etc. Addtl. charge for all workbenches

| | |
|-----------------|----------------|
| Design | varnished |
| Order no. | 4500-01 |
| + Addtl. charge | |

87 series

The compact workbenches from the 87 series offer:

- Durable beech wood top, multiplex, 40 mm, multi-layer glued, upper edges beveled, sanded and surface-treated on all sides
- Sturdy workbench frame made of 40 x 40 mm square steel profile, max. bay load 1000 kg, self-supporting with height compensation
- Compact workbenches are delivered preassembled
- Central locking system with 2 keys
- Drawer slides on casters made of POM (highly resistant, thermoplastic precision plastic) for heavy-duty purposes
- High load capacity of each pull-out: 75 kg
- Very flexible due to option of retrofitting drawers, hinged doors or shelves
- Full-width horizontal handle bar, can be labeled across the entire surface
- 2 appealing color combinations available (black gray/light gray and black gray/gentian blue)
- Functional interior fittings
- All drawers fully extendible



Drawer load capacity



Handle bar that can be labeled



Optionally height adjustable



Order no. 8798-40



Order no. 8798-41



Order no. 8798-42

Compact workbenches

Worktop 40 mm multiplex, beech veneer surface

1. Dimensions and design

| | |
|-------------|--|
| Width | 1500 |
| Depth | 700 |
| Height | 845 |
| Description | 2 drawers 150 mm high and 1 drawer 200 mm high on the left, 1 drawer 150 mm high and 1 door 350 mm high on the right |
| Order no. | 8798-40 |
| Price | |



1. Dimensions and design

| | |
|-------------|--|
| Width | 2000 |
| Depth | 700 |
| Height | 845 |
| Description | 2 drawers 150 mm high and 1 drawer 200 mm high on the left, 1 empty compartment in the center, 1 door 500 mm high on the right |
| Order no. | 8798-43 |
| Price | |



+ Accessories 271

Compact workbenches



Order no. 8798-45



Order no. 8798-46



1.

1500

700

845

1 drawer 150 mm high and
1 door 350 mm high on the left,
1 door 500 mm high on the right

8798-41

1500

700

845

2 drawers 150 mm high and
1 drawer 200 mm high on the left,
1 door 500 mm high on the right

8798-42



Order no. 8798-43



1.

2000

700

845

1 drawer 150 mm high and
1 door 350 mm high on the left,
1 drawer 150 mm high and 1 door 350 mm
high in the center, 1 door 500 mm high
on the right

8798-44

2000

700

845

2 drawers 150 mm high and
1 drawer 200 mm high on the left,
1 door 500 mm high in the center,
1 door 500 mm high on the right

8798-45

2000

700

845

2 drawers 150 mm high
and 1 drawer 200 mm high on the left,
1 drawer 150 mm high and
1 door 350 mm high in the center,
1 door 500 mm high on the right

8798-46

2.

**Body and front/
door color
combination**

Please choose:

Body

■ Black gray RAL 7021

Fronts/doors

■ Light gray RAL 7035

Body

■ Black gray RAL 7021

Fronts/doors

■ Gentian blue RAL 5010

Longer delivery time possible

www.cp-furniture.com



269

The mobile compact workbenches from the 87 series offer:

- See page 268 for general description
- Secure locking of individual drawers for optimum tilt resistance and safety catch



Drawer load capacity



Handle bar that can be labeled



Mobile



Order no. 8798-71



Order no. 8798-72



Order no. 8798-71
+ 8798-766 (vice with flap lift)

Mobile compact workbench

Worktop 40 mm multiplex,
rear panel 12 mm multiplex,
140 mm high



1. Dimensions and design

| | |
|-------------|--|
| Width | 1000 |
| Depth | 700 |
| Height | 870 |
| Description | 1 drawer 150 mm high and 1 door 350 mm high on the left, 1 door 600 mm high without vice on the right, 4 polypropylene casters Ø 100 mm, with fold-out swivel lever for mobility |
| Order no. | 8798-71 |
| Price | |



+ Vice with flap lift

for compact workbench
order no. 8798-71

+ Order no. + 8798-766
+ Addtl. charge



1. Dimensions and design

| | |
|-------------|--|
| Width | 1500 |
| Depth | 700 |
| Height | 870 |
| Description | 2 drawers 75 mm high, 2 drawers 100 mm high, and 1 drawer 150 mm high on the left, 1 drawer 150 mm high and 1 door 350 mm high on the right, 4 polypropylene casters Ø 100 mm, with fold-out swivel lever for mobility |
| Order no. | 8798-72 |
| Price | |

2. Body and front/door color combination

Please choose:

Body
☒ Black gray RAL 7021
Fronts/doors
☒ Light gray RAL 7035

Body
☒ Black gray RAL 7021
Fronts/doors
☒ Gentian blue RAL 5010

Accessories for compact workbenches 87 series



Horizontal partitions

Packaging unit: 10 units

for drawer height 150 mm

| Width | 100 | 150 | 200 | 250 | 300 |
|-----------|-----------|-----------|-----------|-----------|-----------|
| Order no. | 8798-7501 | 8798-7511 | 8798-7521 | 8798-7531 | 8798-7541 |
| Price | | | | | |

for drawer height 200 mm

| Width | 100 | 150 | 200 | 250 | 300 |
|-----------|-----------|-----------|-----------|-----------|-----------|
| Order no. | 8798-7551 | 8798-7561 | 8798-7571 | 8798-7581 | 8798-7591 |
| Price | | | | | |




Vertical partitions

Packaging unit: 10 units

for drawer height 150 mm

for drawer height 200 mm

| Width | 500 | 500 |
|-----------|-----------|-----------|
| Depth | 600 | 600 |
| Order no. | 8798-7601 | 8798-7611 |
| Price | | |



Labels

Packaging unit: 10 units

| Width | 30 | 50 |
|-----------|-----------|-----------|
| Order no. | 8798-7621 | 8798-7631 |
| Price | | |



Foam rubber inlay

5 mm thick

for drawer height
150 and 200 mm

| Width | 500 |
|-----------|----------|
| Depth | 600 |
| Order no. | 8798-764 |
| Price | |

Height adjustment

for compact workbenches
from 50 to 250 mm in
50 mm steps, 1500 and
2000 mm widths,
1 set (4 legs)

| | |
|-----------|----------|
| Order no. | 8798-770 |
| Price | |



Anti-slip mat

2 mm thick

for drawer height
150 and 200 mm

| Width | 500 |
|-----------|----------|
| Depth | 600 |
| Order no. | 8798-765 |
| Price | |

87 series

The drawer cabinets from the 87 series offer:

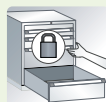
- Sturdy steel construction with high-quality enamel coating
- Different designs for a wide variety of applications
- Central locking system with 2 keys
- Optimum tilt resistance thanks to secure locking of individual drawers
- Drawer slides with heavy-duty rails for tough operational requirements
- High load capacity of each pull-out: 75 kg for full extension 200 kg for full extension on request
- Full-width horizontal handle bar, can be labeled across the entire surface
- 2 appealing color combinations available (black gray/light gray and black gray/gentian blue)
- Functional interior fittings



Drawer load capacity



Handle bar that can be labeled



Double anti-tilt mechanism



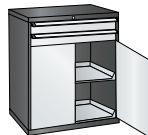
Handle bar that can be labeled



Order no. 8798-01

Appliance cabinet

Central locking with secure locking of individual drawers, load capacity per drawer 75 kg



1. Dimensions and design

| | |
|----------------------------------|---|
| Width | 805 |
| Depth | 695 |
| Height | 1000 |
| Drawer interior dimensions W x D | 700 x 600 |
| Description | 2 drawers: 2 x 100 mm high FE, 2 pull-out shelves FE, hinged doors 670 mm high, raised edge with grooved rubber |
| Order no. | 8798-00 |
| Price | |



Order no. 8798-00

Drawer cabinets

Central locking with secure locking of individual drawers, load capacity per drawer 75 kg



1. Dimensions and description

| | | | | |
|----------------------------------|--|----------------------------------|-----------------------------------|---|
| Width | 805 | 805 | 805 | 1005 |
| Depth | 695 | 695 | 695 | 695 |
| Height | 1000 | 1000 | 1000 | 1000 |
| Drawer interior dimensions W x D | 700 x 600 | 700 x 600 | 700 x 600 | 900 x 600 |
| Description | 7 drawers: 2 x 75 mm high FE, 3 x 100 mm high FE, 1 x 200 mm high FE, 1 x 250 mm high FE | 9 drawers: 9 x 100 mm high FE | 12 drawers: 12 x 75 mm high FE | 7 drawers: 5 x 100 mm high FE, 2 x 200 mm high FE |
| Order no. | 8798-01 | 8798-02 | 8798-03 | 8798-04 |
| Price | | | | |

2. Body and front/door color combination

Please choose:

Body

■ Black gray RAL 7021

Fronts/doors

■ Light gray RAL 7035

Body

■ Black gray RAL 7021

Fronts/doors

■ Gentian blue RAL 5010

+ Accessories

Insert tray sets, index box sets, labeling sets 274 + 275

272

Ordering steps:

1. Dimensions and design

FE = full extension

2. Body / door color combination

Longer delivery time possible

+ Options

Drawer cabinets



Order no. 8798-02



Order no. 8798-03



Order no. 8798-04



For cabinet width 805 mm



Insert tray sets

consisting of: 4 inserts 100 mm,
16 inserts 150 mm, 20 partitions

| | | |
|-------------------|-----------------|-----------------|
| for cabinet width | 805 | 805 |
| for FE height | 50 | 75 |
| Order no. | 8798-701 | 8798-702 |
| Price | | |



Index box sets

consisting of: 18 index boxes 100 x 100 mm ,
12 index boxes 100 x 200 mm

| | | | |
|-------------------|-----------------|-----------------|-----------------|
| for cabinet width | 805 | 805 | 805 |
| for FE height | 50 | 75 | 100 |
| Order no. | 8798-705 | 8798-706 | 8798-707 |
| Price | | | |



Vertical/horizontal partition sets

consisting of: 4 vertical partitions,
3 horizontal partitions 100 mm,
8 horizontal partitions 150 mm

| | | | | |
|-------------------|-----------------|-----------------|-----------------|-----------------|
| for cabinet width | 805 | 805 | 805 | 805 |
| for FE height | 75 | 100 | 150 | 200 |
| Order no. | 8798-711 | 8798-712 | 8798-713 | 8798-714 |
| Price | | | | |



Labeling sets

| | | | |
|-------------------|----------------------------|--------------------------|--|
| | for insert tray sets | for index box sets | for vertical/horizontal partition sets |
| for cabinet width | 805 | 805 | 805 |
| Dimensions H x W | 14 x 30 | 14 x 50 | 14 x 50 |
| Set size | 20-piece | 30-piece | 11-piece |
| Order no. | 8798-720 | 8798-721 | 8798-722 |
| Price | | | |



Foam rubber inlay

in black,
5 mm thick

| | |
|-----------|--------------------------|
| | for cabinet width 805 mm |
| Width | 700 |
| Depth | 600 |
| Order no. | 8798-726 |
| Price | |

Accessories for drawer cabinets 87 series

For cabinet width 1005 mm



Insert tray sets

consisting of:
24 inserts 150 mm,
30 partitions

| | | |
|-------------------|-----------------|-----------------|
| for cabinet width | 1005 | 1005 |
| for FE height | 50 | 75 |
| Order no. | 8798-703 | 8798-704 |
| Price | | |



Index box sets

consisting of: 30 index
boxes 100 x 100 mm ,
12 index boxes 100 x 200 mm

| | | | |
|-------------------|-----------------|-----------------|-----------------|
| for cabinet width | 1005 | 1005 | 1005 |
| for FE height | 50 | 75 | 100 |
| Order no. | 8798-708 | 8798-709 | 8798-710 |
| Price | | | |



Vertical/horizontal partition sets

consisting of: 6 vertical partitions,
6 horizontal partitions 100 mm,
8 horizontal partitions 150 mm

| | | | | |
|-------------------|-----------------|-----------------|-----------------|-----------------|
| for cabinet width | 1005 | 1005 | 1005 | 1005 |
| for FE height | 75 | 100 | 150 | 200 |
| Order no. | 8798-715 | 8798-716 | 8798-717 | 8798-718 |
| Price | | | | |



Labeling sets

| | | | |
|-------------------|----------------------------|--------------------------|--|
| | for insert tray sets | for index box sets | for vertical/horizontal partition sets |
| for cabinet width | 1005 | 1005 | 1005 |
| Dimensions H x W | 14 x 30 | 14 x 50 | 14 x 50 |
| Set size | 30-piece | 42-piece | 14-piece |
| Order no. | 8798-723 | 8798-724 | 8798-725 |
| Price | | | |



Foam rubber inlay

in black, 5 mm thick

for cabinet width 1005 mm

| | |
|-----------|-----------------|
| Width | 900 |
| Depth | 600 |
| Order no. | 8798-727 |
| Price | |

The computer cabinets from the 87 series offer:

- Cabinet housing made of sturdy steel structure
- Pull-out shelf with full extension
- High load capacity of each pull-out: 75 kg
- Shelves height adjustable in cabinet
- 2 appealing color combinations available (black gray/light gray and black gray/gentian blue)



Drawer load capacity



Attractive standard colors



Order no. 8798-07



Order no. 8798-06



Computer cabinet

The compact solution

1. Dimensions and design

| | |
|-------------|---|
| Width | 605 |
| Depth | 723 |
| Height | 1600 |
| Description | Axial fan with filter mat as protection against dust and overheating, monitor compartment with 4 mm thick glass pane (interior dimensions H 525 x W 545 x D 660 mm), 1 drawer 100 mm with keyboard insert and extensible mouse tray, lower area of housing hinged on doors at the front, flush left, shelf height adjustable* (fully extensible, load capacity 75 kg), useful dimensions W 430 x D 600 mm |
| Order no. | 8798-07 |
| Price | |

* Shelf height adjustable



Computer cabinet

When more space is needed for CPU and printer

1. Dimensions and design

| | |
|-------------|---|
| Width | 805 |
| Depth | 723 |
| Height | 1600 |
| Description | Axial fan with filter mat as protection against dust and overheating, monitor door with 3 mm thick plexiglass pane, lockable, monitor compartment with fixed shelf, load capacity 75 kg, supply strip with multiple sockets and main switch, cable duct with strain relief, keyboard drawer with full extension, front height 100 mm, load capacity 75 kg, lockable. Lower area of cabinet housing features hinged doors at front, shelf height adjustable, pull-out shelf with full extension, height adjustable, load capacity 75 kg), useful dimensions: W 700 x D 600 mm, useful dimensions of tower compartment H 750 x W 250 x D 695 mm |
| Order no. | 8798-06 |
| Price | |

2. Body and front/door color combination

Please choose:

| | |
|---------------------|---------------------|
| Body | Black gray RAL 7021 |
| Fronts/doors | Light gray RAL 7035 |

| | |
|---------------------|-----------------------|
| Body | Black gray RAL 7021 |
| Fronts/doors | Gentian blue RAL 5010 |





Order no. 8798-51



Order no. 8798-52



Workshop trolleys

Central locking system (drawers do not open when the trolley is pushed around thanks to individual locking of drawers), 1 set of casters (2 casters and 2 fixed casters), push bar with raised edge and grooved rubber



1. Dimensions and design

| | 605 | 605 |
|----------------------------------|------------------------------|---|
| Width | 605 | 605 |
| Depth | 695 | 695 |
| Height | 792 | 992 |
| Drawer interior dimensions W x D | 500 x 600 | 500 x 600 |
| Load capacity kg | 400 | 400 |
| Description | 5 drawers 5 x H 100 mm FE | 5 drawers, 2 x H 100 mm FE, 2 x H 150 mm FE, 1 x H 200 mm FE |
| Order no. | 8798-51 | 8798-52 |
| Price | | |

2. Body and front/door color combination

Please choose:

Body

Black gray RAL 7021

Fronts/doors

Light gray RAL 7035

Body

Black gray RAL 7021

Fronts/doors

Gentian blue RAL 5010



Workshop trolley Basic

The Basic workshop trolleys offer:

- Steel housing with 50 mm hanging rails, ergonomic handles
- Plastic top with compartments for small parts, resistant to chemicals and oil
- Central locking via cylinder lock
- Handle bars that are flush with the housing and can be labeled
- Individual anti-tilt mechanism (tilt resistance)
- Drawers guided on steel ball bearings
- Shelf load capacity: 35 kg
- Impact and heel protection all the way round
- 2 fixed casters and 2 casters Ø 100 mm with locking device
- Extensive range of optional accessories
- Available color combinations: Body black gray RAL 7035, fronts/doors gentian blue RAL 5010



Drawer load capacity



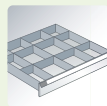
Handle bar that can be labeled



Individual anti-tilt mechanism



Mobile



Functional accessories



Order no. 8798-81
+ Order no. 8798-780 (top tray)
+ order no. 8798-782 (bottle and can holder)



Order no. 8798-80

Workshop trolley with 2 hinged doors

Inside doors with perforated plate, 1 shelf, 1 semicircular side panel



1. Dimensions and design

| | |
|---------------|---------|
| Width | 780 |
| Depth | 480 |
| Height | 910 |
| Useful height | 600 |
| Order no. | 8798-80 |
| Price | |

Workshop trolley with drawers

with 1 semicircular side panel, drawers with self-closing system on the last 40 mm

1. Dimensions and design

| | 780 | 780 | 780 |
|----------------------------------|---|--|-------------------------------|
| Width | 780 | 780 | 780 |
| Depth | 480 | 480 | 480 |
| Height | 910 | 910 | 910 |
| Useful height | 600 | 600 | 600 |
| Description | 4 drawers: 2 x 100 mm high, 2 x 200 mm high | 6 drawers: 2 x 50 mm high, 2 x 100 mm high, 2 x 150 mm high | 6 drawers: 6 x 100 mm high |
| Drawer interior dimensions W x D | 600 x 300 | 600 x 300 | 600 x 300 |
| Order no. | 8798-81 | 8798-82 | 8798-83 |
| Price | | | |



Order no. 8798-83



Top tray with paper towel holder
Order no. 8798-780



Waste container
Order no. 8798-781

2. Body and door color combination

Body

Light gray
RAL 7035

Fronts/doors

Gentian blue
RAL 5010

+ Waste container mounted on the side

| | |
|-----------------|------------|
| Width | 380 |
| Depth | 170 |
| Height | 150 |
| + Order no. | + 8798-781 |
| + Addtl. charge | |

+ 1 additional side panel semicircular, mounted (please indicate color)

| | |
|-----------------|------------|
| + Order no. | + 8798-783 |
| + Addtl. charge | |

+ Divider elements as drawer tidies

| for drawer height | 50 | 100 | 150 |
|-------------------|--|---|---|
| | Insert trays and slot-in walls: 2 IT with 2 inserts, 4 IT with 3 inserts, 2 IT with 4 inserts | Metal divider elements steps 50:50 mm, pack includes: 3 CR, 8 P 150 mm | Metal divider elements steps 50:50 mm, pack includes: 2 CR, 6 P 200 mm |
| + Order no. | + 8798-792 | +8798-790 | + 8798-791 |
| + Addtl. charge | | | |

+ Top tray with paper towel holder, mounted on the side

| | |
|-----------------|------------|
| Width | 240 |
| Depth | 435 |
| + Order no. | + 8798-780 |
| + Addtl. charge | |

+ Bottle and can holder mounted on the side

| | |
|-----------------|------------|
| Width | 380 |
| Depth | 90 |
| Height | 85 |
| + Order no. | + 8798-782 |
| + Addtl. charge | |

+ Perforated side wall mounted on the side, for optional hook packs see the next page

| | |
|-----------------|------------|
| + Order no. | + 8798-784 |
| + Addtl. charge | |



Bottle and can holder
Order no. 8798-782



Perforated side wall
Order no. 8798-784



Divider elements
Order no. 8798-792



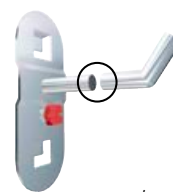
Product line
Width



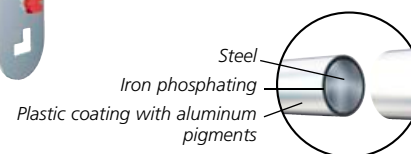
Hook
pack

The perforated plates offer:

- Perforated plates made of steel with reinforcement profiles
- Seven different standard colors to choose from
- Silver-colored mounting elements
- with fastening screws
- Four different hook packs as value sets
- Square perforation 10 x 10 mm



Attention to detail:




Aluminum coating:

Durable thanks to multi-layer surface

Single perforated plates

with square holes, beveled and reinforced on all sides, for easy wall mounting, available in the colors:



| Color no.* | Color | RAL |
|------------|--------------|------|
| 56 | Light gray | 7035 |
| 55 | Gentian blue | 5010 |
| 74 | Light blue | 5012 |
| 75 | Sky blue | 5015 |
| 53 | Traffic red | 3020 |
| 61 | Reseda green | 6011 |
| 51 | Black | 9005 |

| Height x width | Order no. | Price |
|----------------|------------------|-------|
| 450 x 500 | 4571-01.. | |
| 450 x 1000 | 4571-02.. | |
| 450 x 1500 | 4571-03.. | |
| 450 x 2000 | 4571-04.. | |

Slanted hook



| Length | Order no. | Price |
|----------|-----------------|-------|
| 14/40 mm | 4572-028 | |

Tool holder (single)

with slanted hook end



| Length | Order no. | Price |
|--------|-----------------|-------|
| 50 mm | 4572-001 | |
| 100 mm | 4572-002 | |
| 150 mm | 4572-003 | |
| 200 mm | 4572-004 | |

Tool holder (single)

with vertical hook end



| Length | Order no. | Price |
|--------|-----------------|-------|
| 35 mm | 4572-009 | |
| 75 mm | 4572-010 | |
| 125 mm | 4572-011 | |

Tool holder (single)

with single straight pin



| Length | Order no. | Price |
|--------|-----------------|-------|
| 50 mm | 4572-047 | |
| 100 mm | 4572-048 | |
| 150 mm | 4572-049 | |

Screwdriver holder



| Height x width | Order no. | Price |
|------------------------------|-----------------|-------|
| for 6 pieces 200 x 40 mm | 4572-033 | |
| for 12 pieces 390 x 40 mm | 4572-034 | |

Tube holder

(also for cables and the like)



| Diameter | Order no. | Price |
|---------------|-----------------|-------|
| inside 60 mm | 4572-023 | |
| inside 100 mm | 4572-024 | |

Tool clip (single)



| Diameter | Order no. | Price |
|----------|-----------------|-------|
| 6 mm | 4572-012 | |
| 10 mm | 4572-013 | |
| 13 mm | 4572-014 | |
| 16 mm | 4572-015 | |
| 19 mm | 4572-016 | |

Holder for pliers



| Height x width | Order no. | Price |
|----------------|-----------------|-------|
| 35 x 35 | 4572-025 | |
| 55 x 35 | 4572-026 | |
| 75 x 35 | 4572-027 | |

Wrench holder



| Height x width | Order no. | Price |
|---------------------------------|-----------------|-------|
| for 8 wrenches 130 x 150 mm | 4572-032 | |
| for 10 wrenches 220 x 145 mm | 4572-050 | |

Holder for drills and Allen wrenches



| Height x width | Order no. | Price |
|------------------------------|-----------------|-------|
| for 14 pieces 200 x 35 mm | 4572-035 | |
| for 28 pieces 390 x 35 mm | 4572-036 | |

Tool holder (double)

with slanted hook end



| Length | Order no. | Price |
|--------|-----------------|-------|
| 35 mm | 4572-005 | |
| 50 mm | 4572-006 | |
| 75 mm | 4572-007 | |
| 150 mm | 4572-008 | |

Tool clip (double)



| Diameter | Order no. | Price |
|----------|-----------------|-------|
| 6 mm | 4572-017 | |
| 10 mm | 4572-018 | |
| 13 mm | 4572-019 | |
| 16 mm | 4572-020 | |
| 19 mm | 4572-021 | |

Appliance holder




| Diameter | Order no. | Price |
|--------------|-----------------|-------|
| inside 40 mm | 4572-029 | |
| inside 60 mm | 4572-030 | |
| inside 80 mm | 4572-031 | |

Perforated plate systems




Hose and cable holder



Single perforated plates



Mounting elements for perforated plates



Order no. 4573-006

Perforated wall rail

for mounting on the wall above the workbench



| Length | Order no. | Price |
|--------|-----------------|-------|
| 460 mm | 4572-055 | |
| 920 mm | 4572-056 | |

Hose and cable holder



| Width x depth | Order no. | Price |
|---------------|-----------------|-------|
| 230 x 125 mm | 4572-022 | |

Storage tray



| Height x width | Order no. | Price |
|----------------|-----------------|-------|
| 350 x 125 mm | 4572-037 | |

Base plate

for do-it-yourself construction of customized solutions



| Design | Order no. | Price |
|--------|-----------------|-------|
| small | 4572-044 | |
| large | 4572-045 | |

Round holder



| Length x width | Order no. | Price |
|----------------|-----------------|-------|
| 65 x 25 mm | 4572-038 | |

Magnetic holder



| Diameter | Order no. | Price |
|----------|-----------------|-------|
| 40 mm | 4572-052 | |

Tool holder



| Length | Order no. | Price |
|-----------------|-----------------|-------|
| 3 hooks, 150 mm | 4572-039 | |

Can holder




| Design | Order no. | Price |
|----------------|-----------------|-------|
| single, 150 mm | 4572-053 | |

6 hooks, 140 mm



4572-040

triple, 150 mm



4572-054

Saw holder

for 4 saws (must be ordered in pairs)



| Order no. | Price |
|-----------------|-------|
| 4572-041 | |

Combination holder (2-piece)



| Length x width | Order no. | Price |
|----------------|-----------------|-------|
| 150 x 55 mm | 4572-042 | |

Hook packs as value sets

practical assortment (for exact contents please see list below)

Order no. 4573-006 (28-piece)

| | | |
|------------------------|-----------|----------|
| 3 x tool holder | order no. | 4572-001 |
| 3 x tool holder | order no. | 4572-002 |
| 4 x tool holder | order no. | 4572-009 |
| 2 x tool holder | order no. | 4572-010 |
| 2 x tool holder | order no. | 4572-011 |
| 6 x tool holder | order no. | 4572-005 |
| 2 x holder for pliers | order no. | 4572-025 |
| 1 x appliance holder | order no. | 4572-029 |
| 1 x wrench holder | order no. | 4572-032 |
| 1 x screwdriver holder | order no. | 4572-033 |
| 1 x drill holder | order no. | 4572-035 |
| 2 x saw holder | order no. | 4572-041 |

Order no. 4573-005 (18-piece)

| | | |
|------------------------|-----------|----------|
| 5 x tool holder | order no. | 4572-001 |
| 2 x tool holder | order no. | 4572-010 |
| 2 x tool holder | order no. | 4572-005 |
| 1 x tool holder | order no. | 4572-006 |
| 2 x tool clip | order no. | 4572-013 |
| 1 x tool clip | order no. | 4572-014 |
| 2 x holder for pliers | order no. | 4572-026 |
| 1 x drill holder | order no. | 4572-035 |
| 1 x wrench holder | order no. | 4572-032 |
| 1 x screwdriver holder | order no. | 4572-033 |

Order no. 4573-004 (19-piece)

| | | |
|-------------------|-----------|----------|
| 5 x tool holder | order no. | 4572-001 |
| 5 x tool holder | order no. | 4572-002 |
| 5 x tool holder | order no. | 4572-006 |
| 2 x saw holder | order no. | 4572-041 |
| 1 x wrench holder | order no. | 4572-032 |
| 1 x drill holder | order no. | 4572-036 |

Order no. 4573-003 (15-piece)

| | | |
|------------------------|-----------|----------|
| 5 x tool holder | order no. | 4572-002 |
| 1 x tool holder | order no. | 4572-040 |
| 1 x appliance holder | order no. | 4572-030 |
| 1 x appliance holder | order no. | 4572-031 |
| 1 x tool holder | order no. | 4572-039 |
| 1 x screwdriver holder | order no. | 4572-034 |
| 1 x tool clip | order no. | 4572-012 |
| 1 x tool clip | order no. | 4572-013 |
| 1 x tool clip | order no. | 4572-014 |
| 1 x tool clip | order no. | 4572-015 |
| 1 x tool clip | order no. | 4572-016 |

Boltless shelving (parcel shipment-ready)



The boltless shelving: prompt delivery, quick to assemble 286

- Fast and easy to assemble, boltless system
- Shelves adjustable in 25 mm steps
- High load capacity per shelf: 100 or 150 kg
- Maximum bay load: 1100 kg
- Surfaces: Zinc-plated
- Particularly quick delivery time possible

File shelving



The bolted or boltless shelving for the binder archive 288

- Alternatively as bolted or boltless shelving
- Shelves adjustable in 25 mm steps
- Load capacity per shelf: 80 kg
- Maximum bay load: 600 kg
- Surfaces: Available as zinc-plated or in light gray RAL 7035

Boltless shelving



The quick-assembly shelving for standard loads 292

- Fast and easy to assemble, boltless system
- Maximum bay load: 1100 kg (height 2000 mm) 1380 kg (height 2500 + 3000 mm)
- Shelves adjustable in 25 mm steps
- Load capacity per shelf: 100 kg
- Surfaces: Available as zinc-plated or in light gray RAL 7035

| | Basic and add-on system | Complete shelf unit | Bolted shelving system | Boltless shelving system | Product line Depth | Product line Height |
|---|-------------------------|---------------------|------------------------|--------------------------|--------------------|---------------------|
| Boltless shelving parcel shipment-ready | ● | - | - | ● | ● | - |
| File shelving | ● | - | ● | ● | - | - |
| Boltless shelving | ● | - | - | ● | ● | ● |
| Boltless shelving for heavy-duty purposes | ● | - | - | ● | ● | ● |
| Long boltless shelving systems | - | ● | - | ● | ● | ● |

Boltless shelving for heavy-duty purposes

Long boltless shelving systems



The strong shelving for heavy-duty purposes 294

- Fast and easy to assemble, boltless system
- Maximum bay load:
1560 kg (height 2000 mm)
2400 kg (height 2500 mm)
2020 kg (height 3000 mm)
- Load capacity per shelf: 230 kg
- Shelves adjustable in 25 mm steps
- Surfaces: Available as zinc-plated or in light gray RAL 7035

The specialists for large and heavy stored goods 296

- Fast and easy to assemble, boltless system
- Shelves adjustable in 50 mm steps
- Load capacity per shelf: 500/400 kg (shelf unit width 1700 + 2000 mm/2500 mm)
- Maximum bay load: 3000 kg
- Surfaces: Zinc-plated, shelves alternatively available as particle board or steel panels shelves



| Shelf load capacity (kg) | Bay load (kg) | Coated or zinc-plated | Zinc-plated |
|---|---|---|---|
|  |  |  |  |
| 100/150 | 1100 | - | ● |
| 80 | 600 | ● | - |
| 100 | up to 1380 | ● | - |
| 230 | up to 2020 | ● | - |
| up to 500 | up to 3000 | - | ● |

The advantages of our parcel shipment-ready boltless shelving:

- Shelving packed in handy boxes, ideal for shipment via parcel service
- Additional protection of the product by safe cardboard packaging
- Easy-to-install boltless system, can be assembled and repositioned easily and without tools
- Universally usable, e.g. for warehouse, workshop, storeroom, salesroom, basement, office, etc.
- Zinc-plated shelves height-adjustable in 25 mm steps
- High load capacity per shelf with evenly distributed load: 100 or 150 kg
- Bay load: 1100 kg



Boltless shelving system



Basic and add-on system



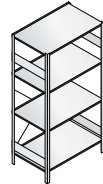
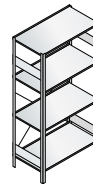
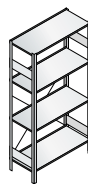
Shelf load capacity 100 or 150 kg



Order no. 78820-052
+ 78820-053 (add-on shelving)

Basic boltless shelving with 100 kg shelf load capacity

consisting of
2 side frames,
4 shelves,
2 diagonal braces with tightener
and installation accessories



1. Dimensions and design

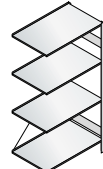
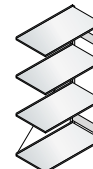
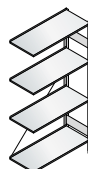


zinc-plated

| Height | 2000 | 2000 | 2000 |
|-----------|------------------|------------------|------------------|
| Depth | 400 | 500 | 600 |
| Width | 1000 | 1000 | 1000 |
| Shelves | 4 | 4 | 4 |
| Order no. | 78820-042 | 78820-052 | 78820-062 |
| Price | | | |

+ Add-on boltless shelving with 100 kg shelf load capacity

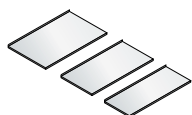
consisting of
1 side frame,
4 shelves,
1 diagonal brace with tightener
and installation accessories
(for all other dimensions,
please see basic boltless shelving)



zinc-plated

| Height | 2000 | 2000 | 2000 |
|--------------|-------------|-------------|-------------|
| + Order no. | + 78820-043 | + 78820-053 | + 78820-063 |
| + Unit price | | | |

+ Additional shelves, zinc-plated, draagvermogen 100 kg



| for shelving depth | 400 | 500 | 600 |
|--------------------|------------|------------|------------|
| + Order no. | + 78842-80 | + 78852-80 | + 78862-80 |
| + Unit price | | | |

Boltless shelving (parcel shipment-ready)



Order no. 78820-152
+ 78820-153 (add-on shelving)

Planning dimensions

Basic shelving:

Depth + 36 mm

Width + 56 mm

Add-on shelving:

Depth + 36 mm

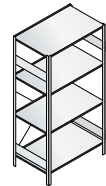
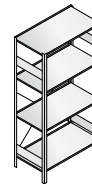
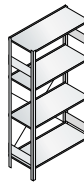
Width + 6 mm

The two boxes are ideal for shipment via parcel service (see page 19 for shipment conditions).



Basic boltless shelving with 150 kg shelf load capacity

consisting of
2 side frames,
4 shelves,
2 diagonal braces with tightener
and installation accessories



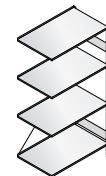
1. Dimensions and design



| Height | 2000 | 2000 | 2000 |
|-----------|-----------|-----------|-----------|
| Depth | 400 | 500 | 600 |
| Width | 1000 | 1000 | 1000 |
| Shelves | 4 | 4 | 4 |
| Order no. | 78820-142 | 78820-152 | 78820-162 |
| Price | | | |

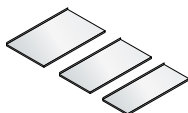
+ Add-on boltless shelving with 150 kg shelf load capacity

consisting of
1 side frame,
4 shelves,
1 diagonal brace with tightener
and installation accessories
(for all other dimensions,
please see basic boltless shelving)



| Height | 2000 | 2000 | 2000 |
|--------------|-------------|-------------|-------------|
| + Order no. | + 78820-143 | + 78820-153 | + 78820-163 |
| + Unit price | | | |

+ Additional shelves, zinc-plated, draagvermogen 150 kg



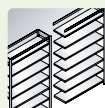
| for shelving depth | 400 | 500 | 600 |
|--------------------|-------------|-------------|-------------|
| + Order no. | + 788142-80 | + 788152-80 | + 788162-80 |
| + Unit price | | | |

The bolted file shelving offers:

- Bolted assembly using individual angle profiles with fixing brackets, shelves, and assembly hardware
- More cost-effective solution than the boltless shelving, but more assembly work required
- Shelves height adjustable in 25 mm steps
- High load capacity of 80 kg per shelf with evenly distributed load
- Bay load: 600 kg
- Available in light gray RAL 7035 coating or zinc-plated



Bolted shelving system



Basic and add-on system



Shelf load capacity 80 kg



Planning dimensions

| | |
|-------------------------|--------------|
| <u>Basic shelving:</u> | Depth + 4 mm |
| | Width + 4 mm |
| <u>Add-on shelving:</u> | Depth + 4 mm |
| | Width + 2 mm |



Order no. 78220-30

Single basic bolted file shelving

consisting of 4 angle profiles with feet and fixing brackets, 6 shelves for 6 binder heights, 1 cover shelf, assembly hardware



1. Dimensions and design

| | | |
|-----------|-----------------------------|-----------------|
| Height | 2200 | 2200 |
| Depth | 300 | 300 |
| Width | 1000 | 1000 |
| Design | zinc-plated | coated |
| Capacity | approx. 72 standard binders | |
| Order no. | 78220-32 | 78220-30 |
| Price | | |

+ Single add-on bolted file shelving

consisting of 2 angle profiles with feet and fixing brackets, 6 shelves for 6 binder heights, 1 cover shelf, assembly hardware



| | | |
|--------------|-----------------------------|---------------|
| Height | 2200 | 2200 |
| Depth | 300 | 300 |
| Width | 1000 | 1000 |
| Design | zinc-plated | coated |
| Capacity | approx. 72 standard binders | |
| + Order no. | + 78220-33 | + 78220-31 |
| + Unit price | | |

Bolted file shelving



Order no. 78220-30
+ 78220-31 (add-on shelving)



Order no. 78220-322

Safety information:

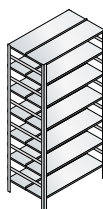
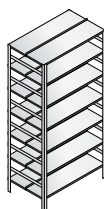
A shelf unit must be secured against tipping when the shelving height is more than 5 times greater than the shelving depth (Wall or floor mount).



Bolted connection

Double basic bolted file shelving

consisting of 4 angle profiles with feet and fixing brackets, center stop, 6 shelves for 6 binder heights, 1 cover shelf, assembly hardware



1. Dimensions and design

| | | |
|-----------|------------------------------|-----------|
| Height | 2200 | 2200 |
| Depth | 600 | 600 |
| Width | 1000 | 1000 |
| Design | zinc-plated | coated |
| Capacity | approx. 144 standard binders | |
| Order no. | 78220-322 | 78220-302 |
| Price | | |

+ Fastening sets for basic shelving

+ Order no.
+ Unit price

for wall mounting

+ 78300-704

for floor fastening


+ 78300-706

+ Additional shelves

with assembly hardware

for shelving depth
Width

zinc-plated



300

1000

600

1000

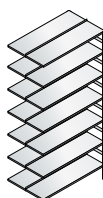
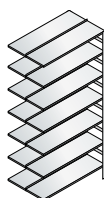
+ Order no.
+ Unit price

+ 78320-80

+ 78320-8002

+ Double add-on bolted file shelving

consisting of 2 angle profiles with feet and fixing brackets, center stop, 6 shelves for 6 binder heights, 1 cover shelf, assembly hardware



| | | |
|--------------|------------------------------|-------------|
| Height | 2200 | 2200 |
| Depth | 600 | 600 |
| Width | 1000 | 1000 |
| Design | zinc-plated | coated |
| Capacity | approx. 144 standard binders | |
| + Order no. | + 78220-332 | + 78220-312 |
| + Unit price | | |

+ Fastening sets for add-on shelving

+ Order no.
+ Unit price

for wall mounting

+ 78300-705

for floor fastening

+ 78300-707

+ Additional shelves

with assembly hardware

for shelving depth
Width

coated



300

1000

600

1000

+ Order no.
+ Unit price

+ 78300-80

+ 78300-8002

The boltless file shelving offers:

- Boltless assembly using frames with diagonal braces or longitudinal braces, shelves, and assembly hardware
- Set up very quickly and easily
- Shelves height adjustable in 25 mm steps
- High load capacity of 80 kg per shelf with evenly distributed load
- Bay load: 600 kg
- Available in light gray RAL 7035 coating or zinc-plated
- Zinc-plated design: Shelving frames are supplied dismantled
- Coated design: Shelving frames are supplied preassembled



Diagonal brace with tightener



Shelf bracket



Order no. 7822-30



Boltless shelving system



Basic and add-on system



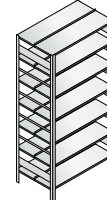
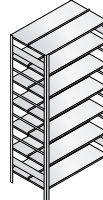
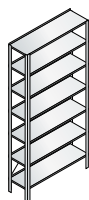
Shelf load capacity 80 kg

Planning dimensions

| | |
|-------------------------|---------------|
| <u>Basic shelving:</u> | Depth + 36 mm |
| | Width + 56 mm |
| <u>Add-on shelving:</u> | Depth + 36 mm |
| | Width + 6 mm |

Single/double basic boltless file shelving

consisting of 2 side frames, 6 shelves for 6 binder heights, 1 cover shelf, 2 diagonal braces with tightener. The double basic shelving system has 2 pairs of longitudinal braces.

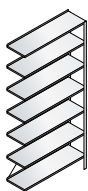
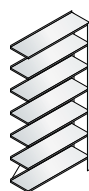


1. Dimensions and design

| | | | | |
|-----------|--------------------|----------------|--------------------|-----------------|
| Height | 2200 | 2200 | 2200 | 2200 |
| Depth | 300 | 300 | 600 | 600 |
| Width | 1000 | 1000 | 1000 | 1000 |
| Design | zinc-plated | coated | zinc-plated | coated |
| Capacity | 72 binders | 72 binders | 144 binders | 144 binders |
| Order no. | 7822-32 | 7822-30 | 7822-322 | 7822-302 |
| Price | | | | |

+ Single/double add-on boltless file shelving

consisting of 1 side frames, 6 shelves for 6 binder heights, 1 cover shelf, 1 diagonal brace with tightener. The double add-on shelving system has 2 pairs of longitudinal braces.



| | | | | |
|--------------|--------------------|---------------|--------------------|---------------|
| Height | 2200 | 2200 | 2200 | 2200 |
| Depth | 300 | 300 | 600 | 600 |
| Width | 1000 | 1000 | 1000 | 1000 |
| Design | zinc-plated | coated | zinc-plated | coated |
| Capacity | 72 binders | 72 binders | 144 binders | 144 binders |
| + Order no. | + 7822-33 | + 7822-31 | + 7822-332 | + 7822-312 |
| + Unit price | | | | |

Boltless file shelving systems



Order no. 7822-30
+ 7822-31 (add-on shelving)



Order no. 7822-322



Safety information:

A shelf unit must be secured against tipping when the shelving height is more than 5 times greater than the shelving depth (wall or floor mount).

+ Additional shelves with assembly accessories

| | zinc-plated | | coated | |
|--------------------|-------------|-------------|------------|-------------|
| | | | | |
| for shelving depth | 300 | 600 | 300 | 600 |
| Width | 1000 | 1000 | 1000 | 1000 |
| + Order no. | + 7832-80 | + 7832-8002 | + 7830-80 | + 7830-8002 |
| + Unit price | | | | |

+ Fastening sets

for basic shelving

| | for wall mounting | for floor fastening |
|--------------|-------------------|---------------------|
| + Order no. | + 7830-704 | + 7830-706 |
| + Unit price | | |

for add-on shelving

| | + 7830-705 | + 7830-707 |
|--------------|------------|------------|
| + Order no. | | |
| + Unit price | | |

788 series

The 788 series offers:

- Reasonably priced shelving for standard loads
- Fast, easy and boltless assembly
- High load capacity per shelf: max. 100 kg
- Bay load: 1100 kg (height 2000 mm)
max. 1380 kg (height 2500 + 3000 mm)
- Shelves height adjustable in 25 mm steps
- Available surfaces: zinc-plated or in light gray RAL 7035 coating

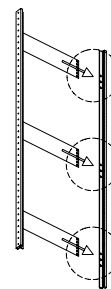
All load specifications apply to shelving loaded manually and with evenly distributed load.



Diagonal brace with tightener



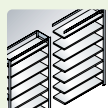
Side braces, zinc-plated



Shelving frames are supplied dismantled and can be easily fitted together
Example: 2500 mm



Boltless shelving system



Basic and add-on system



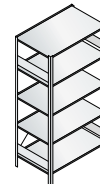
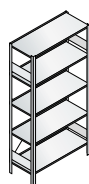
Shelf load capacity 100 kg

Planning dimensions

| | |
|-------------------------|--------------------------------|
| <u>Basic shelving:</u> | Depth + 36 mm Width + 56 mm |
| <u>Add-on shelving:</u> | Depth + 36 mm Width + 6 mm |

Basic boltless shelving

consisting of 2 side frames, shelves (for quantity see below), 2 diagonal braces with tightener for 2000 mm heights, 4 diagonal braces with tightener for 2500 + 3000 mm heights



1. Dimensions and design

| Height | 2000 | 2000 | 2000 | 2500 | |
|---------|------|------|------|------|--|
| Depth | 400 | 500 | 600 | 400 | |
| Width | 1000 | 1000 | 1000 | 1000 | |
| Shelves | 5 | 5 | 5 | 6 | |



zinc-plated

| Order no. | 78820-42 | 78820-52 | 78820-62 | 78825-42 |
|-----------|----------|----------|----------|----------|
| Price | | | | |

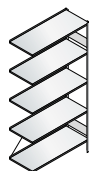


coated

| Order no. | 78820-40 | 78820-50 | 78820-60 | 78825-40 |
|-----------|----------|----------|----------|----------|
| Price | | | | |

+ Add-on boltless shelving

consisting of 1 side frames, shelves (for quantity see top), 1 diagonal brace with tightener for 2000 mm heights, 2 diagonal braces with tightener for 2500 + 3000 mm heights (for all other dimensions see basic boltless shelving)



| Height | 2000 | 2000 | 2000 | 2500 | |
|--------------|------------|------------|------------|------------|--|
| + Order no. | + 78820-43 | + 78820-53 | + 78820-63 | + 78825-43 | |
| + Unit price | | | | | |



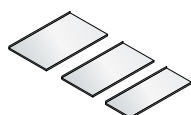
zinc-plated



coated

| + Order no. | + 78820-41 | + 78820-51 | + 78820-61 | + 78825-41 |
|--------------|------------|------------|------------|------------|
| + Unit price | | | | |

+ Additional shelves, zinc-plated



| for shelving depth | 400 | 500 | 600 |
|--------------------|------------|------------|------------|
| + Order no. | + 78842-80 | + 78852-80 | + 78862-80 |
| + Unit price | | | |

Boltless shelving for standard loads



High load capacity thanks to multiple edgings



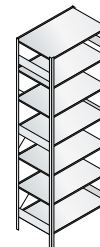
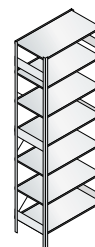
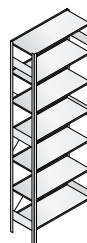
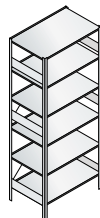
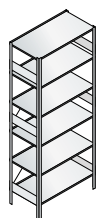
Shelf bracket



Floor fastening for shelves with a height/depth ratio of $\geq 5:1$. This type of shelving must be secured against tipping (wall or foot fastening).

| + Fastening sets for basic shelving | for wall mounting | for floor fastening |
|-------------------------------------|-------------------|---------------------|
| | | |
| + Order no. | + 7830-704 | + 7830-706 |
| + Unit price | | |
| for add-on shelving | | |
| + Order no. | + 7830-705 | + 7830-707 |
| + Unit price | | |

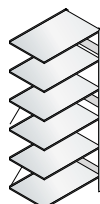
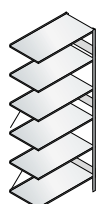
Order no. 78825-52
+ 78825-53 (add-on shelving)



| 1. | Height | 2500 | 2500 | 3000 | 3000 | 3000 |
|----|---------|------|------|------|------|------|
| | Depth | 500 | 600 | 400 | 500 | 600 |
| | Width | 1000 | 1000 | 1000 | 1000 | 1000 |
| | Shelves | 6 | 6 | 7 | 7 | 7 |

| | | | | | |
|-----------|----------|----------|----------|----------|----------|
| Order no. | 78825-52 | 78825-62 | 78830-42 | 78830-52 | 78830-62 |
| Price | | | | | |

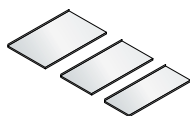
| | | | | | |
|-----------|----------|----------|----------|----------|----------|
| Order no. | 78825-50 | 78825-60 | 78830-40 | 78830-50 | 78830-60 |
| Price | | | | | |



| + | Height | 2500 | 2500 | 3000 | 3000 | 3000 |
|---|--------------|------------|------------|------------|------------|------------|
| | + Order no. | + 78825-53 | + 78825-63 | + 78830-43 | + 78830-53 | + 78830-63 |
| | + Unit price | | | | | |

| | | | | | |
|--------------|------------|------------|------------|------------|------------|
| + Order no. | + 78825-51 | + 78825-61 | + 78830-41 | + 78830-51 | + 78830-61 |
| + Unit price | | | | | |

+ Additional shelves, coated



| for shelving depth | 400 | 500 | 600 |
|--------------------|------------|------------|------------|
| + Order no. | + 78840-80 | + 78850-80 | + 78860-80 |
| + Unit price | | | |

7800 series

The 7800 series offers:

- Fast, easy, and boltless assembly
- Sturdy T-frames for shelves
- Bay load: max. 1560 kg (height 2000 mm)
max. 2400 kg (height 2500 mm)
max. 2020 kg (height 3000 mm)
- High load capacity per shelf: max. 230 kg
- Shelves height adjustable in 25 mm steps
- Shelves with system perforations in 50 mm steps for retroactive fitting of system accessories (e.g. compartment dividers)
- Available surfaces: zinc-plated or in light gray RAL 7035 coating

All load specifications apply to shelving loaded manually and with evenly distributed load.



Boltless shelving system



Basic and add-on system



Shelf load capacity 230 kg

Planning dimensions

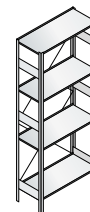
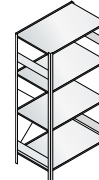
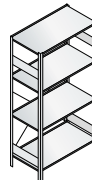
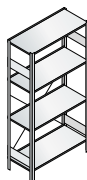
| | |
|-------------------------|---------------|
| <u>Basic shelving:</u> | Depth + 36 mm |
| | Width + 56 mm |
| <u>Add-on shelving:</u> | Depth + 36 mm |
| | Width + 6 mm |



Order no. 7820-50

Basic boltless shelving

consisting of 2 side frames, 4 shelves, 2 diagonal braces with tightener for 2000 mm heights, 4 diagonal braces with tightener for 2500 + 3000 mm heights



1. Dimensions and design

| Height | 2000 | 2000 | 2000 | 2500 | |
|--------|------|------|------|------|--|
| Depth | 400 | 500 | 600 | 400 | |
| Width | 1000 | 1000 | 1000 | 1000 | |



zinc-plated

Order no.
Price

7820-42

7820-52

7820-62

7825-42



coated

Order no.
Price

7820-40

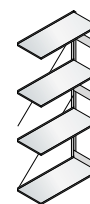
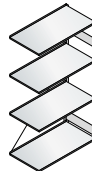
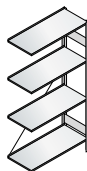
7820-50

7820-60

7825-40

+ Add-on boltless shelving

consisting of 1 side frame, 4 shelves, 1 diagonal brace with tightener for 2000 mm heights, 2 diagonal braces with tightener for 2500 + 3000 mm heights (for all other dimensions see basic boltless shelving)



| Height | 2000 | 2000 | 2000 | 2500 | |
|--------|------|------|------|------|--|
|--------|------|------|------|------|--|



zinc-plated

+ Order no.
+ Unit price

+ 7820-43

+ 7820-53

+ 7820-63

+ 7825-43



coated

+ Order no.
+ Unit price

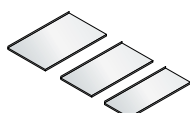
+ 7820-41

+ 7820-51

+ 7820-61

+ 7825-41

+ Additional shelves, zinc-plated



| for shelving depth | 400 | 500 | 600 |
|--------------------|-----------|-----------|-----------|
| + Order no. | + 7842-80 | + 7852-80 | + 7862-80 |
| + Unit price | | | |



Boltless shelving for heavy-duty purposes



High load capacity
thanks to multiple
edgings



Shelf bracket

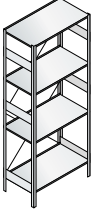
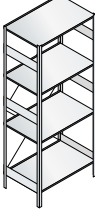
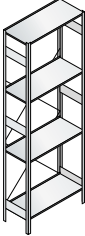
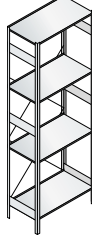
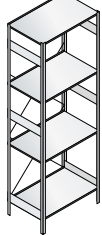


Diagonal brace with
tightener



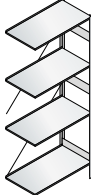
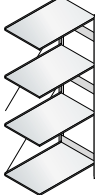
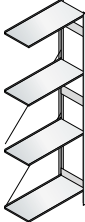
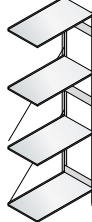
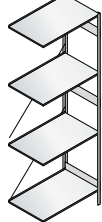
Floor fastening for shelves
with a height/depth ratio
of $\geq 5:1$. This type of
shelving must be secured
against tipping (wall or
foot fastening).

| + | Fastening sets for basic shelving | for wall mounting | for floor fastening |
|---|---|----------------------|------------------------|
| | | | |
| | + Order no. | + 7830-704 | + 7830-706 |
| | + Unit price | | |
| | for add-on shelving | | |
| | + Order no. | + 7830-705 | + 7830-707 |
| | + Unit price | | |

| | | | | | | |
|----|--------|--|--|--|--|--|
| | |  |  |  |  |  |
| 1. | Height | 2500 | 2500 | 3000 | 3000 | 3000 |
| | Depth | 500 | 600 | 400 | 500 | 600 |
| | Width | 1000 | 1000 | 1000 | 1000 | 1000 |

| | | | | | | |
|--|-----------|---------|---------|---------|---------|---------|
| | Order no. | 7825-52 | 7825-62 | 7830-42 | 7830-52 | 7830-62 |
| | Price | | | | | |

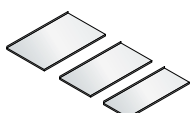
| | | | | | | |
|--|-----------|---------|---------|---------|---------|---------|
| | Order no. | 7825-50 | 7825-60 | 7830-40 | 7830-50 | 7830-60 |
| | Price | | | | | |

| | | | | | | |
|--|--|---|---|---|---|---|
| | |  |  |  |  |  |
|--|--|---|---|---|---|---|

| | | | | | | |
|---|--------------|-----------|-----------|-----------|-----------|-----------|
| + | Height | 2500 | 2500 | 3000 | 3000 | 3000 |
| | + Order no. | + 7825-53 | + 7825-63 | + 7830-43 | + 7830-53 | + 7830-63 |
| | + Unit price | | | | | |

| | | | | | | |
|--|--------------|-----------|-----------|-----------|-----------|-----------|
| | + Order no. | + 7825-51 | + 7825-61 | + 7830-41 | + 7830-51 | + 7830-61 |
| | + Unit price | | | | | |

+ Additional shelves, coated



| for shelving depth | 400 | 500 | 600 |
|--------------------|-----------|-----------|-----------|
| + Order no. | + 7840-80 | + 7850-80 | + 7860-80 |
| + Unit price | | | |

The long boltless shelving offers:

- Fast, easy and boltless assembly
- Complete shelving unit with 4 particle board shelves or with 4 zinc-plated steel panel shelves
- Basic design allows for variable positioning options
- Shelf levels height adjustable in 50 mm steps
- Shelf load capacity with shelf widths of 1700 + 2000 = up to 500 kg, 2500 mm = up to 400 kg
- Bay load up to max. 3000 kg
- Horizontal and vertical stepped beams
- Circumferential edge protection

- 2 binding beams under every shelf
- **Surface of profiles and beams zinc-plated**
- Metal foot
- Fastening to the floor possible

All load specifications apply to shelving loaded manually and with evenly distributed load.



Steel panel shelf



Particle board shelf



Boltless shelving system



Shelf load capacity up to 500 kg



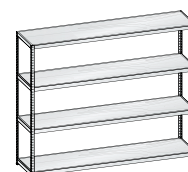
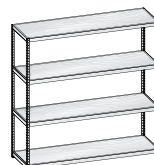
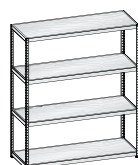
Bay load up to max. 3000 kg

Safety information:

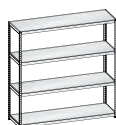
A shelf unit must be secured against tipping when the shelving height is more than 5 times greater than the shelving depth.

Long boltless shelving with particle board shelves

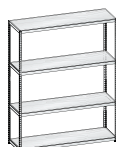
consisting of 4 support profiles, 8 horizontal stepped beams, 8 vertical stepped beams, 8 A binding beams, 4 feet, 4 shims, 4 particle board shelves, 19 mm



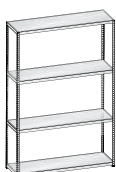
1. Dimensions and design



| Height | 1970 | | | 1970 | | | 1970 | | |
|-----------|-----------|-----------|-----------|-----------|-----------|-----------|-----------|-----------|-----------|
| Depth | 400 | 600 | 800 | 400 | 600 | 800 | 400 | 600 | 800 |
| Width | 1700 | 1700 | 1700 | 2000 | 2000 | 2000 | 2500 | 2500 | 2500 |
| Order no. | 781120-40 | 781120-60 | 781120-80 | 781220-40 | 781220-60 | 781220-80 | 781320-40 | 781320-60 | 781320-80 |
| Price | | | | | | | | | |



| Height | 2470 | | | 2470 | | | 2470 | | |
|-----------|-----------|-----------|-----------|-----------|-----------|-----------|-----------|-----------|-----------|
| Order no. | 781125-40 | 781125-60 | 781125-80 | 781225-40 | 781225-60 | 781225-80 | 781325-40 | 781325-60 | 781325-80 |
| Price | | | | | | | | | |



| Height | 2970 | | | 2970 | | | 2970 | | |
|-----------|-----------|-----------|-----------|-----------|-----------|-----------|-----------|-----------|-----------|
| Order no. | 781130-40 | 781130-60 | 781130-80 | 781230-40 | 781230-60 | 781230-80 | 781330-40 | 781330-60 | 781330-80 |
| Price | | | | | | | | | |

+ Additional untreated particle boards



| | | | | | | | | | |
|--------------|-------------|-------------|-------------|-------------|-------------|-------------|-------------|-------------|-------------|
| + Order no. | + 781140-80 | + 781160-80 | + 781180-80 | + 781240-80 | + 781260-80 | + 781280-80 | + 781340-80 | + 781360-80 | + 781380-80 |
| + Unit price | | | | | | | | | |

Long boltless shelving systems



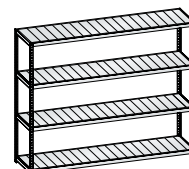
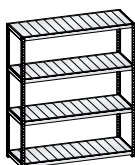
Order no. 781120-40



Order no. 780220-60

Long boltless shelving with steel panel shelves

consisting of 4 support profiles,
8 horizontal stepped beams,
8 vertical stepped beams, 8 A binding
beams, 4 feet, 4 shims,
4 zinc-plated steel panel shelves



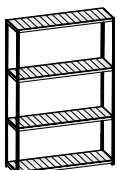
1. Dimensions and design



| Height | 1970 | | | 1970 | | | 1970 | | |
|-----------|-----------|-----------|-----------|-----------|-----------|-----------|-----------|-----------|-----------|
| Depth | 400 | 600 | 800 | 400 | 600 | 800 | 400 | 600 | 800 |
| Width | 1700 | 1700 | 1700 | 2000 | 2000 | 2000 | 2500 | 2500 | 2500 |
| Order no. | 780120-40 | 780120-60 | 780120-80 | 780220-40 | 780220-60 | 780220-80 | 780320-40 | 780320-60 | 780320-80 |
| Price | | | | | | | | | |



| Height | 2470 | | | 2470 | | | 2470 | | |
|-----------|-----------|-----------|-----------|-----------|-----------|-----------|-----------|-----------|-----------|
| Order no. | 780125-40 | 780125-60 | 780125-80 | 780225-40 | 780225-60 | 780225-80 | 780325-40 | 780325-60 | 780325-80 |
| Price | | | | | | | | | |



| Height | 2970 | | | 2970 | | | 2970 | | |
|-----------|-----------|-----------|-----------|-----------|-----------|-----------|-----------|-----------|-----------|
| Order no. | 780130-40 | 780130-60 | 780130-80 | 780230-40 | 780230-60 | 780230-80 | 780330-40 | 780330-60 | 780330-80 |
| Price | | | | | | | | | |

+ Additional steel panel shelves



| + Order no. | + 780140-80 | + 780160-80 | + 780180-80 | + 780240-80 | + 780260-80 | + 780280-80 | + 780340-80 | + 780360-80 | + 780380-80 |
|--------------|-------------|-------------|-------------|-------------|-------------|-------------|-------------|-------------|-------------|
| + Unit price | | | | | | | | | |

Cabinet and filing systems

At C+P, you can find the right cabinet for any application. Choose from a wide selection of cabinet types ranging from hinged-door, sliding-door, and tambour cabinets to glass door cabinets and cabinets with drawers, for filing, or for drawing storage.

With a variety of practical interior options, your C+P cabinet can be individually designed for new storage and organization needs at any time.



Cabinet systems
C 2000 Acurado..... 300



Cabinet systems
C 3000 Asisto..... 334





**Flame-resistant
hinged-door cabinets**
C 4000 Certos.....

378




Tambour cabinets
Omnispace

382



**Multi-drawer
cabinets**.....

388



C 2000 ACURADO

Hinged-door cabinets



The favorably priced cabinets for classic filing 304

- Sturdy steel construction with high-quality enamel coating
- **Ergo-Lock 4.0** grip lock or alternatively design handle grip lock (both three-bolt) with 2 keys and optional exchangeable cylinder
- Doors on bolt hinges, door opening angle of approx. 110°, optionally available with external hinges and a convenient door opening angle of approx. 180°
- Complete product line (different dimension variants and interior fittings for any requirement)
- Extensive range of top and counter solutions
- Also as shelves with or without rear panel
- Shelf load capacity 70 to 110 kg

Sliding-door cabinets with steel doors



The cost-effective and spacing-saving sliding-door cabinets 320

- Sturdy steel construction with high-quality enamel coating
- Push and turn cylinder lock with 2 keys and optional exchangeable cylinder
- Sliding doors with special casters run in a special rail guide
- Standard with gliders (floor protection)
- Different dimension variants and interior fittings
- Range of top and counter solutions

| Door opening angle up to 110° | Door opening angle up to 180° | Sliding doors made of steel | Sliding doors made of TSG | Product line Width | Product line Depth (mm) | Product line Height | Ergo-Lock 4.0 grip lock | Design handle grip |
|-------------------------------|-------------------------------|-----------------------------|---------------------------|--------------------|-------------------------|---------------------|-------------------------|--------------------|
| | | | | | | | | |

Hinged-door cabinets C 2000 Acurado

• optional - - • 400-600 • • optional

Sliding-door cabinets C 2000 Acurado

- - • • • 400-500 • - -

Drawer and filing cabinets C 2000 Acurado

- - - - • - -

Sliding-door cabinets with glass doors



Sliding doors with a view 326

- Body in sturdy steel construction with high-quality enamel coating
- Push and turn cylinder lock with 2 keys and optional exchangeable cylinder
- Sliding doors with special casters run in a special rail guide
- Glass sliding doors made of TSG (toughened safety glass) with ground-in recessed grip
- Standard with gliders (floor protection)
- Different dimension variants and interior fittings
- Range of top and counter solutions

Drawer and filing cabinets



The cost-effective cabinets for suspension files and index cards 330

- Sturdy steel construction with folded-in drawer fronts and high-quality enamel coating
- Standard with gliders (floor protection)
- Integrated full-width handle bar
- Central locking system with 2 keys and exchangeable cylinder
- Anti-tilt mechanism
- **5 year guarantee** on the rail guide
- Maximum shelf load capacity up to 50 kg
- For DIN A4 suspension files and DIN A5/A4 index cards
- Available in light gray RAL 7035, black gray RAL 7021, white aluminum RAL 9006, or traffic white RAL 9016

| Bow-shaped handle | Recessed grip | Exchangeable cylinder | Top and counter cabinets | Shelf load capacity (kg) | Steel panels | Folded in fronts | Integrated handle bar | Drawer load capacity (in kg) | Different interior options |
|-------------------|---------------|-----------------------|--------------------------|--------------------------|--------------|------------------|-----------------------|------------------------------|----------------------------|
| - | - | optional | • | 70-110 | - | - | - | - | • |
| • | • | optional | • | 40-110 | - | - | - | - | • |
| - | - | optional | - | - | • | • | • | 50 | • |

The new Ergo-Lock 4.0

Making a good solution even better!



Outstanding operating safety, wear resistance, and an attractive appearance have always characterized the patent-pending “Ergo-Lock” grip lock from C+P. The **“simply push shut to close”** feature in particular has already made the work of hundreds of thousands of users easier. But that wasn’t enough for us.

We’re going one better with the new **Ergo-Lock 4.0!**

The new Ergo-Lock 4.0 offers:

- **An even higher-quality appearance – current and contemporary**
Fits in with any room and gives your cabinet a distinctive look.
- **“Simply push shut to close” mechanism** (patent-pending)
Only with a C+P solution can you still close the cabinet when your hands are full.
- **Removable core cylinder, subsequent replacement, simultaneous locking – everything is possible!**
Remain open to future change and safeguard the security of your investment.
- **Matching locking systems with PIN codes or matching-lock transponders**
Depending on your security requirements, you can opt for PIN codes or transponders with the same design instead of keys. As a complete, electronic offline lock, the Ergo-Lock 4.0 offers full state-of-the-art features.

Key advantage:

Our new **Ergo-Lock 4.0** is compatible with the installation opening of the predecessor model used since 2013. You can therefore upgrade your existing cabinet to the new **Ergo-Lock 4.0** even at a later stage!



Video at:
www.cp.de/ergo-lock

Whether you use it as a key lock or with PIN codes or transponders – the Ergo-Lock 4.0 product range offers the right system to suit every requirement.





Opt for security and access control to suit your particular needs:




Mechanical locking system

- 2 keys per lock
- Standard design for all Acurado hinged-door cabinets
- Frame in black as standard
- Silver frame available for an additional charge

Additional charge for silver lock frames

+ Order no.-73..
+ Addtl. charge



PIN code lock

- Motor locking bolt
- 4 digits
- 4 to 8-digit codes possible
- Visual functional feedback (green / red)
- Main key code
- Range of application from +5 to +40°C
- Battery suitable for 30,000 openings or approx. 3 years
- Available from the middle of 2019
- Silver frame as standard



Transponder lock

- Motor locking bolt
- MIFARE® DESFire® transponder model
- Can be integrated in existing access control systems
- USB programming interface
- Visual functional feedback (green / red)
- Master code transponder card
- Management software optionally available
- Range of application from +5 to +40°C
- Battery suitable for 30,000 openings or approx. 3 years
- Available from the middle of 2019
- Silver frame as standard

Basic office range: The strength of steel

The C 2000 Acurado series offers:

- Wide range of different dimensions for every application
- Sturdy steel construction with high-quality enamel coating
- Standard with gliders (floor protection)
- Hinged doors with a door opening angle of approx. 110°, optionally available with external hinges and a convenient door opening angle of approx. 180°
- Door reinforcement for high stability
- Very flexible arrangement of the interior fittings thanks to adjustability in 15 mm steps
- Interesting range of counter and top solutions as well as bookcases with/without rear panel
- MCPB top, 25 mm, on all counter cabinets
- High load capacity of 70 kg per shelf, reinforced shelf can bear loads up to 110 kg, for reinforcements see page 313

Steel cabinets for the office need to meet an extremely wide range of requirements: they need to be functional, variable, flexible, and have a linear design – and of course they must be attractive both in terms of looks and price.

Acurado office cabinets offer added value that has the strength of steel and that you can get only from C+P. Further advantages include the wide range of dimensions and models, various constructive versions (hinged doors, sliding doors, or drawers), and extensive compatibility among one another. Acurado by C+P, the market leader in steel furniture, sets standards in the basic class.




Video at:
www.cp.de/ergo-lock



Ergo-Lock 4.0 grip lock 302
Improved operating safety, wear resistance, and an attractive appearance thanks to the grip lock (3-bolt latch) in black with 2 keys – the door can be closed simply by pressing the grip lock



Door mounted on external hinges, convenient opening angle of approx. 180°, optionally available



Three-bolt cylinder locks with design handle grip, matt nickel-plated, for improved appearance, optionally available



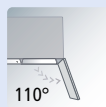
Alternative shelves in MCPB wood decor, 25 mm thick, optionally available



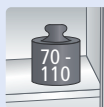
Reinforced shelf with a load capacity of up to 90 kg with one reinforcement or up to 110 kg with two reinforcements

The hinged-door cabinets offer:

- Wide range of different dimensions for every application
- Sturdy steel construction with high-quality enamel coating
- Standard with gliders (floor protection)
- Door mounting bracket with approx. 110° opening angle
- External hinges on request, door opening angle of approx. 180°
- Central door reinforcement for high stability
- Very flexible arrangement of the interior fittings thanks to adjustability in 15 mm steps
- Interesting range of counter and top solutions as well as bookcases with/without rear panel
- High load capacity of 70 kg per shelf, reinforced shelf can bear loads up to 110 kg, for reinforcements see page 313



110° door opening

Shelf load capacity
70 to 110 kg**Ergo-Lock 4.0 grip lock** 302

Improved operating safety, wear resistance, and an attractive appearance thanks to the grip lock (3-bolt latch) in black with 2 keys



Order no. 9260-000

Hinged-door cabinets

with three-bolt grip lock "Ergo-Lock"

1. Dimensions and design

| | | | | | |
|---------------------------|------------------|------------------|------------------|------------------|--|
| | | | | | |
| Width | 500 | 500 | 700 | 700 | |
| Depth | 400 | 500 | 400 | 500 | |
| Height | 1950 | 1950 | 1950 | 1950 | |
| Interior dimensions HxWxD | 1840 x 498 x 353 | 1840 x 498 x 453 | 1840 x 698 x 353 | 1840 x 698 x 453 | |
| Shelves | 4 | 4 | 4 | 4 | |
| CSC | 4 | 4 | 5 | 5 | |
| Order no. | 9234-000 | 9235-000 | 9236-000 | 9237-000 | |
| Price | | | | | |

2. Body / door color

Please choose (see end of catalog for color overview) ... 491

+ Design handle grip

Design

+ Order no.

+ Addtl. charge

matt nickel-plated

+ 1128-5502

**+ Additional shelves**

Coated steel, 24 mm thick,
MCPB wood decor, 25 mm thick

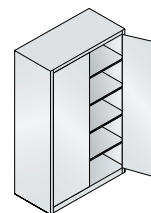
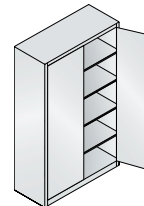
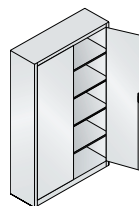
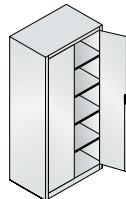
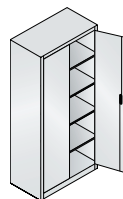
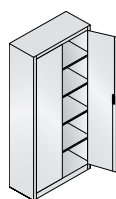


| | | | | | |
|---------------|------------|------------|------------|------------|--|
| | | | | | |
| Width x depth | 497 x 352 | 497 x 452 | 697 x 352 | 697 x 452 | |
| + Order no. | + 1034-80 | + 1035-80 | + 1036-80 | + 1037-80 | |
| + Unit price | | | | | |
| MCPB, 25 mm | | | | | |
| + Order no. | + 1034-280 | + 1035-280 | + 1036-280 | + 1037-280 | |
| + Unit price | | | | | |

+ Reinforced shelf 313



Video at:
www.cp.de/ergo-lock



| | | | | | | |
|-----------|-----------------|-----------------|-----------------|-----------------|-----------------|-----------------|
| 1. | 930 | 930 | 930 | 1200 | 1200 | 1200 |
| | 400 | 500 | 600 | 400 | 500 | 600 |
| | 1950 | 1950 | 1950 | 1950 | 1950 | 1950 |
| | 1840x928 x353 | 1840x928 x453 | 1840x928 x553 | 1840x1198 x353 | 1840x1198 x453 | 1840x1198 x553 |
| | 4 | 4 | 4 | 4 | 4 | 4 |
| | 5 | 5 | 5 | 6 | 6 | 6 |
| | 9260-000 | 9280-000 | 9290-000 | 9460-000 | 9480-000 | 9490-000 |

+ External door hinges

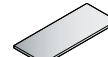
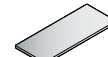
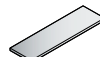
Door opening angle

180°

+ Order no.

+-...5

+ Addtl. charge



| | | | | | | |
|----------|------------------|------------------|------------------|-------------------|-------------------|-------------------|
| + | 925 x 352 | 925 x 452 | 925 x 552 | 1195 x 352 | 1195 x 452 | 1195 x 552 |
| | + 1040-80 | + 1050-80 | + 1051-80 | + 9360-80 | + 1060-80 | + 1061-80 |
| | + 1040-280 | + 1050-280 | - | - | - | - |

+ Accessories

Hanging frames, binder supports, locks. 318



Office bookcases

Office bookcases are cabinets without doors and with shelves the color of the body



1. Dimensions and design

| | | | | | |
|---------------------------|------------------|------------------|------------------|------------------|--|
| Width | 500 | 500 | 700 | 700 | |
| Depth | 400 | 500 | 400 | 500 | |
| Height | 1950 | 1950 | 1950 | 1950 | |
| Interior dimensions HxWxD | 1840 x 498 x 353 | 1840 x 498 x 453 | 1840 x 698 x 353 | 1840 x 698 x 453 | |
| Shelves | 4 | 4 | 4 | 4 | |
| CSC | 4 | 4 | 5 | 5 | |
| Order no. | 9134-000 | 9135-000 | 9136-000 | 9137-000 | |
| Price | | | | | |

2. Body color



Please select (see end of catalog for color overview) 491

+ Additional shelves

Coated steel, 24 mm thick,
MCPB wood decor, 25 mm thick



| | | | | | |
|---------------|------------|------------|------------|------------|--|
| | | | | | |
| Width x depth | 497 x 352 | 497 x 452 | 697 x 352 | 697 x 452 | |
| + Order no. | + 1034-80 | + 1035-80 | + 1036-80 | + 1037-80 | |
| + Unit price | | | | | |
| MCPB, 25 mm | | | | | |
| + Order no. | + 1034-280 | + 1035-280 | + 1036-280 | + 1037-280 | |
| + Unit price | | | | | |

+ Reinforced shelf 313



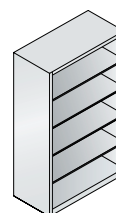
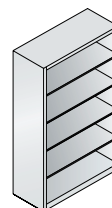
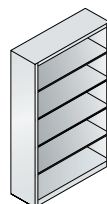
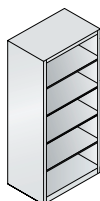
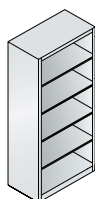
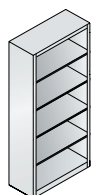
Order no. 9160-000



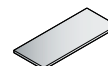
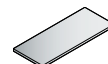
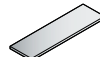
Order no. 9134-000

Additional file shelving

see from page 288



| 1. | 930 | 930 | 930 | 1200 | 1200 | 1200 |
|----|---------------|---------------|---------------|----------------|----------------|----------------|
| | 400 | 500 | 600 | 400 | 500 | 600 |
| | 1950 | 1950 | 1950 | 1950 | 1950 | 1950 |
| | 1840x928 x353 | 1840x928 x453 | 1840x928 x553 | 1840x1198 x353 | 1840x1198 x453 | 1840x1198 x553 |
| | 4 | 4 | 4 | 4 | 4 | 4 |
| | 5 | 5 | 5 | 6 | 6 | 6 |
| | 9160-000 | 9180-000 | 9190-000 | 9360-000 | 9380-000 | 9390-000 |



| + | 925 x 352 | 925 x 452 | 925 x 552 | 1195 x 352 | 1195 x 452 | 1195 x 552 |
|---|------------|------------|-----------|------------|------------|------------|
| | + 1040-80 | + 1050-80 | + 1051-80 | + 9360-80 | + 1060-80 | + 1061-80 |
| | + 1040-280 | + 1050-280 | - | - | - | - |

Accessories

Hanging frames, binder supports, locks. 318

C 2000 ACURADO



Order no. 9260-100



Order no. 9280-30


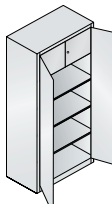
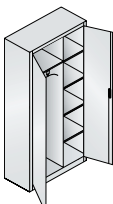
Hinged-door cabinets

with different interior fittings

with three-bolt grip lock

Ergo-Lock 4.0

1. Dimensions and design

| | | | | |
|-------------------------------------|--|---|--|--|
| |  |  |  | |
| Width | 930 | 930 | 930 | |
| Depth | 400 | 500 | 400 | |
| Height | 1950 | 1950 | 1950 | |
| Interior dimensions HxWxD | 1840 x 928 x 353 | 1840 x 928 x 453 | 1840 x 375 x 350 | |
| Two-door security compartment HxWxD | 1 335 x 755 x 335 | 1 335 x 755 x 435 | - | |
| Shelves | 3 | 3 | 4 | |
| Description | Security compartment with cylinder lock | Security compartment with cylinder lock | Storage shelf on the left with wardrobe rail (fully extendable, without coat hangers), wardrobe part approx. 550 mm wide | |
| CSC | 5 | 5 | 5 | |
| Order no. | 9260-100 | 9280-100 | 9260-30 | |
| Price | | | | |

2. Body and door color







Please select (see end of catalog for color overview) 491

+ Additional shelves

Steel coated (standard)



Steel shelves

| | | | | |
|-----------------|---|---|---|---|
| |  |  |  |  |
| Width x depth | 925 x 352 | 925 x 452 | 375 x 349 | 459 x 449 |
| Thickness 24 mm | | | | |
| + Order no. | + 1040-80 | + 1050-80 | + 1040-38 | + 1050-38 |
| + Unit price | | | | |

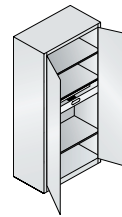
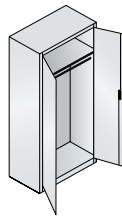
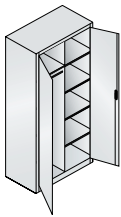
Hinged-door cabinets



Order no. 9260-430



Order no. 9260-425



| 930 | 930 | Width | 930 | 930 |
|---|---|-------------------------------------|------------------|------------------|
| 500 | 500 | Depth | 400 | 400 |
| 1950 | 1950 | Height | 1950 | 1950 |
| 1840 x 459 x 450 | 1840 x 928 x 453 | Interior dimensions HxWxD | 1840 x 928 x 353 | 1840 x 928 x 353 |
| - | - | Two-door security compartment HxWxD | - | - |
| 4 | - | Shelves | 2 | 2 |
| Storage shelf on the left with wardrobe rail (without coat hangers) | Storage shelf on the inside with wardrobe rail (without coat hangers) | Extensible tray | - | 1 |
| | | Hanging frame | 3 | 1 |
| 5 | 5 | CSC | 5 | 5 |
| 9280-30 | 9280-088 | Order no. | 9260-425 | 9260-430 |
| | | Price | | |

+ Design handle grip

Design

+ Order no.
+ Addtl. charge

**matt
nickel-plated**

+ 1128-5502



+ External door hinges

Door opening angle

180°

+ Order no.
+ Addtl. charge

+5



+ Reinforced shelf

Load capacity
per shelf

+ Order no.
+ Addtl. charge

1 reinforcement:
90 kg

+ ...-801

2 reinforcements:
110 kg

+ ...-802



+ **Accessories** 318
Hanging frames,
binder supports, locks



Order no. 9260-410



Order no. 9160-600



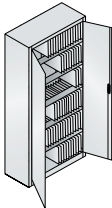
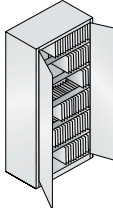
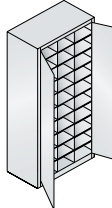
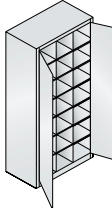
Order no. 9060-000

Office cabinets

with suspension bars and compartments

with three-bolt grip lock
Ergo-Lock 4.0

1. Dimensions and design

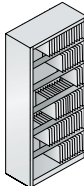
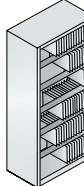
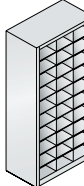
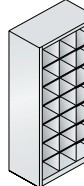
| | | | | | |
|--------------------------------|--|--|--|--|--|
| |  |  |  |  | |
| Width | 930 | 930 | 930 | 930 | |
| Depth | 400 | 500 | 400 | 400 | |
| Height | 1950 | 1950 | 1950 | 1950 | |
| Interior dimensions HxWxD | 1840 x 928 x 353 | 1840 x 928 x 453 | 1840 x 928 x 353 | 1840 x 928 x 353 | |
| Description (dimensions HxWxD) | 6 suspension bars (for Elba / Leitz) | 6 suspension bars (for Elba / Leitz) | 30 compartments (170 x 280 x 352) | 21 compartments (240 x 280 x 352) | |
| CSC | 5 | 5 | 5 | 5 | |
| Order no. | 9260-600 | 9280-600 | 9260-400 | 9260-410 | |
| Price | | | | | |

Office bookcases

with suspension bars and compartments

Office bookcases are cabinets without doors and with shelves the color of the body

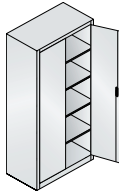
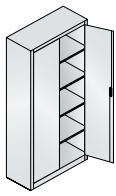
1. Dimensions and design

| | | | | | |
|--------------------------------|---|---|---|---|--|
| |  |  |  |  | |
| Width | 930 | 930 | 930 | 930 | |
| Depth | 400 | 500 | 400 | 400 | |
| Height | 1950 | 1950 | 1950 | 1950 | |
| Interior dimensions HxWxD | 1840 x 928 x 353 | 1840 x 928 x 453 | 1840 x 928 x 353 | 1840 x 928 x 353 | |
| Description (dimensions HxWxD) | 6 suspension bars (for Elba / Leitz) | 6 suspension bars (for Elba / Leitz) | 30 compartments (170 x 280 x 352) | 21 compartments (240 x 280 x 352) | |
| CSC | 4 | 4 | 8 | 8 | |
| with rear panel | Order no. 9160-600 | 9180-600 | 9160-400 | 9160-410 | |
| Price | | | | | |
| without rear panel | CSC 3 | 3 | - | - | |
| Order no. | 9060-600 | 9080-600 | - | - | |
| Price | | | | | |

2. Body and door color



Please select (see end of catalog for color overview) 491



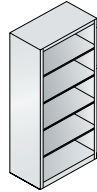
1.

| 930 | 930 |
|----------------------|----------------------|
| 400 | 500 |
| 1950 | 1950 |
| 1840 x 928 x 353 | 1840 x 928 x 453 |
| 4 adjustable shelves | 4 adjustable shelves |
| 5 | 5 |
| 9260-000 | 9280-000 |

+ Design handle grip

Design
+ Order no.
+ Addtl. charge

**matt
nickel-plated**
+ 1128-5502



1.

| 930 | 930 |
|----------------------|----------------------|
| 400 | 500 |
| 1950 | 1950 |
| 1840 x 928 x 353 | 1840 x 928 x 453 |
| 4 adjustable shelves | 4 adjustable shelves |
| 5 | 5 |
| 9160-000 | 9180-000 |

+ External door hinges

Door opening angle
+ Order no.
+ Addtl. charge

180°
+-...5



+ Additional shelves

307

+ Reinforced shelf

Load capacity per shelf
+ Order no.
+ Addtl. charge

1 reinforcement:
90 kg
+ ...-801

2 reinforcements:
110 kg
+ ...-802



+ Accessories

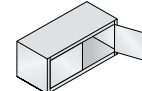
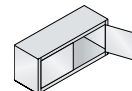
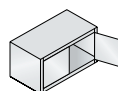
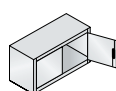
318

C 2000 ACURADO



Top cabinets

with three-bolt grip lock
Ergo-Lock 4.0, incl. accessories
for mounting to base cabinet



1. Dimensions and design

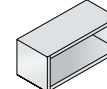
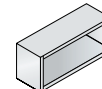
| | 930 | 930 | 1200 | 1200 | |
|---------------------------|-----------------|-----------------|------------------|------------------|--|
| Width | 930 | 930 | 1200 | 1200 | |
| Depth | 400 | 500 | 400 | 500 | |
| Height | 500 | 500 | 500 | 500 | |
| Interior dimensions HxWxD | 440 x 928 x 353 | 440 x 928 x 453 | 440 x 1198 x 353 | 440 x 1198 x 453 | |
| Shelves | - | - | - | - | |
| Binder heights | 1 | 1 | 1 | 1 | |
| CSC | 3 | 3 | 3 | 3 | |
| Order no. | 9264-000 | 9284-000 | 9464-000 | 9484-000 | |
| Price | | | | | |

+ Top cabinets simultaneous locking

+ Order no. + 8900-7211
+ Addtl. charge

Top bookcases

incl. accessories for mounting
to base cabinet



1. Dimensions and design

| | 930 | 930 | 1200 | 1200 | |
|---------------------------|-----------------|-----------------|------------------|------------------|--|
| Width | 930 | 930 | 1200 | 1200 | |
| Depth | 400 | 500 | 400 | 500 | |
| Height | 500 | 500 | 500 | 500 | |
| Interior dimensions HxWxD | 440 x 928 x 353 | 440 x 928 x 453 | 440 x 1198 x 353 | 440 x 1198 x 453 | |
| Shelves | - | - | - | - | |
| Binder heights | 1 | 1 | 1 | 1 | |
| CSC | 3 | 3 | 3 | 3 | |
| Order no. | 9164-000 | 9184-000 | 9364-000 | 9384-000 | |
| Price | | | | | |

2. Body and door color



Please select (see end of catalog for color overview) 491

+ Wall mounting

Customer must provide wall mounting for top cabinets and bookcases

+ Accessories

Slot-in binder supports, locks 319



Top cabinets and bookcases

| | | | | |
|-------------|-----------------|-----------------|------------------|------------------|
| 1. | | | | |
| | 930 | 930 | 1200 | 1200 |
| | 400 | 500 | 400 | 500 |
| | 790 | 790 | 790 | 790 |
| | 730 x 928 x 353 | 730 x 928 x 453 | 730 x 1198 x 353 | 730 x 1198 x 453 |
| | 1 | 1 | 1 | 1 |
| | 2 | 2 | 2 | 2 |
| | 3 | 3 | 3 | 3 |
| | 9265-000 | 9285-000 | 9465-000 | 9485-000 |
| + 8900-7211 | | | | |

| | | | | |
|----|-----------------|-----------------|------------------|------------------|
| 1. | | | | |
| | 930 | 930 | 1200 | 1200 |
| | 400 | 500 | 400 | 500 |
| | 790 | 790 | 790 | 790 |
| | 730 x 928 x 353 | 730 x 928 x 453 | 730 x 1198 x 353 | 730 x 1198 x 453 |
| | 1 | 1 | 1 | 1 |
| | 2 | 2 | 2 | 2 |
| | 3 | 3 | 3 | 3 |
| | 9165-000 | 9185-000 | 9365-000 | 9385-000 |



Order no. 9165-000

+ Additional shelves
Steel coated (standard),
only possible for cabinet/shelf
height of 790 mm



Steel shelves

for cabinets (W x D)
Width x depth

Thickness 24 mm
+ Order no.
+ Unit price



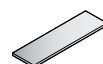
930 x 400
925 x 352

+ 1040-80



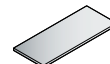
930 x 500
925 x 452

+ 1050-80



1200 x 400
1195 x 352

+ 9360-80



1200 x 500
1195 x 452

+ 1060-80



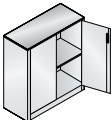
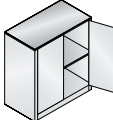
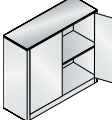
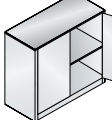
Order no. 9267-1200

Order no. 9286-1200
+ 1125-110 (steel top)

Occasional and counter cabinets

with MCPB top 25 mm thick, with
three-bolt grip lock **Ergo-Lock 4.0**

1. Dimensions and design

| | | | | | |
|---------------------------|---|---|---|---|--|
| |  |  |  |  | |
| Width | 930 | 930 | 1200 | 1200 | |
| Depth | 400 | 500 | 400 | 500 | |
| Height | 1000 | 1000 | 1000 | 1000 | |
| Interior dimensions HxWxD | 855 x 928 x 353 | 855 x 928 x 453 | 855 x 1198 x 353 | 855 x 1198 x 453 | |
| Shelves | 1 | 1 | 1 | 1 | |
| Binder heights | 2 | 2 | 2 | 2 | |
| CSC | 3 | 3 | 3 | 3 | |
| Order no. | 9266-1200 | 9286-1200 | 9466-1200 | 9486-1200 | |
| Price | | | | | |

2. Body / door color



Please choose (see end of
catalog for color overview) ... **491**

3. Top decor







Please choose (see end of
catalog for color overview) ... **491**

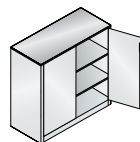
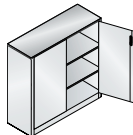
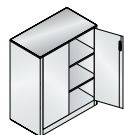
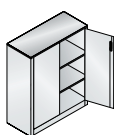
+ Alternative tops

instead of the MCPB top



Steel

| | | | | |
|--------------------------------|---|---|---|---|
| |  |  |  |  |
| Width | 930 | 930 | 1200 | 1200 |
| Depth | 400 | 500 | 400 | 500 |
| Thickness 25 mm + Order no. | + 1124-110 | + 1125-110 | + 2016-110 | + 2017-110 |
| + Addtl. charge | | | | |



1.

| 930 | 930 | 1200 | 1200 |
|------------------|------------------|-------------------|-------------------|
| 400 | 500 | 400 | 500 |
| 1200 | 1200 | 1200 | 1200 |
| 1055 x 928 x 353 | 1055 x 928 x 453 | 1055 x 1198 x 353 | 1055 x 1198 x 453 |
| 2 | 2 | 2 | 2 |
| 3 | 3 | 3 | 3 |
| 3 | 3 | 3 | 3 |
| 9267-1200 | 9287-1200 | 9467-1200 | 9487-1200 |

+ **Additional accessories** Binder supports, locks..... 318

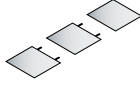
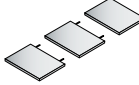




+ **Underframes**
made of square profile, 150 mm high,
standard color black gray RAL 7021, for other
coatings see end of catalog for color overview



Dimensions

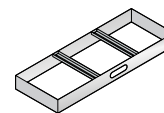
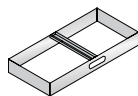
| | 930 | 930 | 1200 | 1200 |
|-------------|-----------|-----------|-----------|-----------|
| Width | 930 | 930 | 1200 | 1200 |
| Depth | 400 | 500 | 400 | 500 |
| CSC | 3 | 3 | 3 | 3 |
| + Order no. | + 9964-00 | + 9984-00 | + 2027-00 | + 2028-00 |
| + Price | | | | |

Additional shelves

| | | | | | | |
|--------------------------|---|---|---|--|---|---|
| |  |  |  |  |  | Shelf support zinc-plated, per unit  |
| for cabinets | 91/9260-400 | 91/9260-410 | 9260-30 | 9260-30 | 9280-30 | |
| Cabinet dimensions W x D | 930 x 400 | 930 x 400 | 930 x 400 | 930 x 400 | 930 x 500 | |
| | The vertical partitions of the cabinets are mounted permanently. The horizontal intermediate shelves support one another and can only be adjusted in height as a unit. Additional shelves are supplied separately. | | Wardrobe part Storage shelf for left side with fully extendable wardrobe rail | Filing section Shelf for right side | Filing section Shelf for right side | |
| | without front edging | with front edging | | | | |
| Order no. | 1040-48 | 1040-49 | 1040-39 | 1040-38 | 1050-38 | 1118-00 |
| Price | | | | | | |

Hanging frame

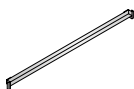
fully extensible, ball bearings,
 with adjustable dividers,
 including anti-tilt mechanism,
 Color light gray RAL 7035



| | | | | | | |
|--------------------|-----------------|-----------------|-------------------------------|-----------------|-----------------|-------------------------------|
| for cabinet width | 930 | 930 | 930 | 1200 | 1200 | 1200 |
| For cabinet depth | 400 | 500 | 500 | 400 | 500 | 500 |
| Inner useful depth | 328 | 328 | 400 | 328 | 328 | 400 |
| Tracks | 2-row | | 1-row and 1 extra compartment | 3-row | | 2-row and 1 extra compartment |
| for files | DIN A4 | DIN A4 | EDP | DIN A4 | DIN A4 | EDP |
| Order no. | 1040-811 | 1050-811 | 1050-812 | 9360-811 | 1060-811 | 1060-812 |
| Price | | | | | | |

Divider

single unit,
 for hanging frame



| | | |
|--------------------|-----------------|-----------------|
| Inner useful depth | 328 | 400 |
| for files | DIN A4 | EDP |
| Order no. | 1000-841 | 1000-842 |
| Price | | |

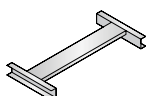


Order no. 1050-811

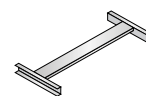
Suspension bars

(Suspension rods from other systems on request)

Elba/Leitz



Zippel

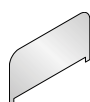


| | | | | | | |
|--------------------|----------------|----------------|----------------|----------------|----------------|----------------|
| for cabinet width | 930 | 930 | 1200 | 930 | 930 | 1200 |
| For cabinet depth | 400 | 500 | 500 | 400 | 500 | 500 |
| inner useful width | 848 | 848 | 1118 | 848 | 848 | 1118 |
| Order no. | 1040-82 | 1050-82 | 1060-82 | 1040-83 | 1050-83 | 1060-83 |
| Price | | | | | | |

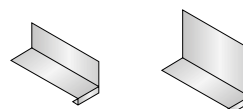
Accessories for hinged-door cabinets

Binder supports

Slot-in binder support only for slotted shelves



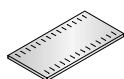
Attachable binder support with 2-fold edging, suitable for all shelves



| | | | | | |
|-----------------------|-----------|-----------|-----------|-----------|-----------|
| Height | 180 | 180 | 180 | 100 | 200 |
| Depth / Width x depth | 352 | 452 | 552 | 100 x 230 | 100 x 270 |
| Order no. | 1040-8901 | 1050-8901 | 1051-8901 | 4221-25 | 4222-25 |
| Price | | | | | |

Shelf


slotted,
for slot-in binder supports (addtl.
charge, plus price of the shelf)



| | |
|-----------------|-------------|
| Slots | every 50 mm |
| Order no. | ...-89 |
| + Addtl. charge | |

Wardrobe rail

including holder below the
storage shelf (including storage
shelf, possible from 500 mm
exterior cabinet depth only),
without coat hangers



| | |
|-----------|--|
| Order no. | ...-88 |
| Price | double the price of the respective shelf |

Keys and locks: Ergo-Lock



| | | | | | |
|-----------------|--------------------------------------|--|------------------------|--|---------------------|
| | Ergo-Lock 4.0 lock with 2 keys | Ergo-Lock 4.0 with master key system without security certificate | Matching master key | Ergo-Lock 4.0 with simultaneous locking | Single/spare key |
| Order no. | 8900-721 | 8900-723 | 8900-7131 | 8900-7211 | 0004-11 |
| Unit price | | | | | |
| + Addtl. charge | | | | | |

* when ordered with cabinet

Further additional charges

| | | |
|---|--|--|
| Additional charge for silver lock frames | Additional charge for lock with lock no. upon request (longer delive- ry times) | Single/spare key for security compartment |
|-73.. | ...-...99 | 0006-50 |
| | | |

Keys and locks: Design handle grip






| | | | | | | | |
|-----------------|--|--|------------------------|--|---|--|---|
| | Design handle grip with exchangeable cylinder and 2 keys | Design handle grip as previous, but with master key system without security certificate | Matching master key | Design handle grip with exchan- geable cylinder and 2 keys, with simultaneous locking | Single exchangeable cylinder, with 2 keys, for design handle grip and top cabinets | Removal key for exchangeable cylinder | Single/spare key for design handle grip and top cabinets |
| Order no. | 1128-5502 | 1128-5503 | 2025-031 | 1128-55021 | 2025-02 | 2025-026 | 0005-10 |
| Unit price | | | | | | | |
| + Addtl. charge | | | | | | | |

* when ordered with cabinet

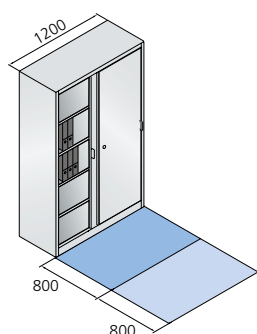
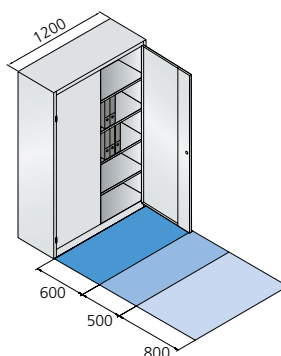
The sliding-door cabinets with steel doors offer:

- Sturdy steel construction with high-quality enamel coating
- Smooth-running steel sliding doors with special casters run in a special rail guide
- Ergonomic bow-shaped handles made of metal for easy operation
- Standard with gliders (floor protection)
- Top cabinets available as simultaneously locking with basic cabinet
- Push and turn cylinder lock with 2 keys, optionally available with exchangeable cylinder
- Very flexible arrangement of the interior fittings thanks to height adjustability in 15 mm steps
- High load capacity of 70 kg per shelf, reinforcements see page 328
- Extensive cabinet accessories

Sample visualization of the functional floor space required by space-saving cabinet types
(The example does not take into account the possibility of overlapping traffic areas according to regulations)

-  = functional area
-  = user area
-  = traffic area

Sliding-door cabinet

For comparison:
Hinged-door cabinet

Order no.
2140-00

Sliding-door cabinets with steel doors

Shelves adjustable

**1. Dimensions and design**

| | 1200 | 1200 | 1200 | 1200 | |
|--|-------------------|-------------------|----------------------|----------------------|--|
| Width | 1200 | 1200 | 1200 | 1200 | |
| Depth | 400 | 500 | 400 | 500 | |
| Height | 1950 | 1950 | 1950 | 1950 | |
| Interior dimensions HxWxD | 1840 x 1197 x 328 | 1840 x 1197 x 428 | 1840 x 1197 x 328 | 1840 x 1197 x 428 | |
| Security compartments single-door (per side) | - | - | 2 400 x 595 x 290 | 2 400 x 595 x 390 | |
| Shelves | 4 | 4 | 3 | 3 | |
| Suspension bars | - | - | - | - | |
| Center partition | - | - | - | - | |
| CSC | 6 | 6 | 6 | 6 | |
| Order no. | 2040-00 | 2050-00 | 2040-200 | 2050-200 | |
| Price | | | | | |

2. Body and door color

Please select (see end of catalog for color overview) 491



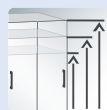
Sliding doors
made of steel



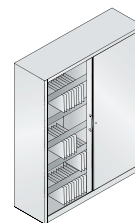
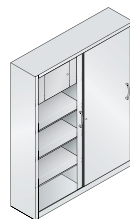
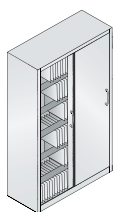
Bow-shaped
handle



Product line
Width



Product line
Height




| 1. | 1200 | 1600 | 1600 | 1600 | 1600 | 1600 |
|----|-------------------|-------------------|-------------------|----------------------|----------------------|--------------------|
| | 500 | 400 | 500 | 400 | 500 | 500 |
| | 1950 | 1950 | 1950 | 1950 | 1950 | 1950 |
| | 1840 x 1197 x 428 | 1840 x 1596 x 328 | 1840 x 1596 x 428 | 1840 x 1596 x 328 | 1840 x 1596 x 428 | 1840 x 1596 x 428 |
| | - | - | - | 2 400 x 795 x 290 | 2 400 x 795 x 390 | - |
| | - | 2 x 4 | 2 x 4 | 2 x 3 | 2 x 3 | - |
| | 6 (Elba/Leitz) | - | - | - | - | 2 x 6 (Elba/Leitz) |
| | - | 1 | 1 | 1 | 1 | 1 |
| | 6 | 7 | 7 | 7 | 7 | 7 |
| | 2050-60 | 2140-00 | 2150-00 | 2140-100 | 2150-100 | 2150-60 |

Accessories

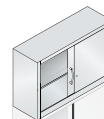
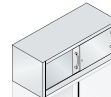
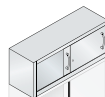
Additional shelves, underframes 328

Ergonomic bow-shaped handles:
made of metal for
easy operation



Top cabinets with steel sliding doors

incl. accessories for mounting to base cabinet,
requires tops for use as occasional cabinets



1. Dimensions and design

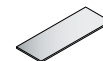
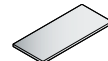
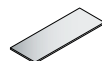
| | | | | |
|---------------------------|------------------|------------------|------------------|--|
| Width | 1200 | 1200 | 1200 | |
| Depth | 400 | 500 | 400 | |
| Height | 500 | 500 | 790 | |
| Interior dimensions HxWxD | 450 x 1197 x 328 | 450 x 1197 x 428 | 740 x 1197 x 328 | |
| Shelves | - | - | 1 | |
| Binder heights | 1 | 1 | 2 | |
| CSC | 4 | 4 | 5 | |
| Order no. | 2044-00 | 2054-00 | 2045-00 | |
| Price | | | | |

+ Wall mounting

Customer must provide wall mounting for top cabinets

+ Tops

made of MCPB, for use
as occasional cabinet



| | | | | |
|-------------------|------------|------------|------------|--|
| for cabinet width | 1200 | 1200 | 1200 | |
| Depth | 400 | 500 | 400 | |
| Thickness 25 mm | | | | |
| + Order no. | + 2016-000 | + 2017-000 | + 2016-000 | |
| + Unit price | | | | |

2. Body and door color




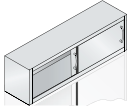
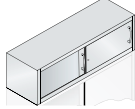
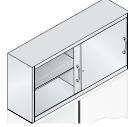
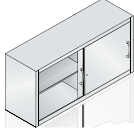
Please select (see end of catalog for color overview) 491

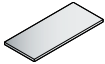
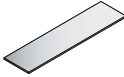
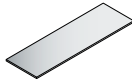
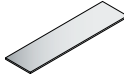
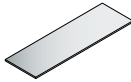
3. Top decor



Please select (see end of catalog for color overview) 491

Top cabinets with sliding doors

| |  |  |  |  |  |
|-----------|---|---|---|---|---|
| 1. | 1200 | 1600 | 1600 | 1600 | 1600 |
| | 500 | 400 | 500 | 400 | 500 |
| | 790 | 500 | 500 | 790 | 790 |
| | 740 x 1197 x 428 | 450 x 1597 x 328 | 450 x 1597 x 428 | 740 x 1597 x 328 | 740 x 1597 x 428 |
| | 1 | - | - | 2 x 1 | 2 x 1 |
| | 2 | 1 | 1 | 2 | 2 |
| | 5 | 5 | 5 | 6 | 6 |
| | 2055-00 | 2144-00 | 2154-00 | 2145-00 | 2155-00 |

| |  |  |  |  |  |
|----------|---|---|---|---|---|
| + | 1200 | 1600 | 1600 | 1600 | 1600 |
| | 500 | 400 | 500 | 400 | 500 |
| | + 2017-000 | + 2018-000 | + 2019-000 | + 2018-000 | + 2019-000 |

+ **Rear panel reinforcement** for mounting the cabinet on the wall
 + Order no. **+ 1000-53**
 + Addtl. charge

+ **Accessories** Additional shelves..... **328**

Ordering steps:

- 1.** Dimensions and design
- 2.** Body / door color
- 3.** Top decor
- +** Options

Order no. 2044-00 (top cabinet)



C 2000 ACURADO



Order no. 2147-1200







Order no. 2048-1200



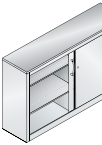





Occasional cabinets with steel sliding doors

incl. MCPB tops
25 mm thick

1. Dimensions and design

| |  |  |  |  |  |  |
|---------------------------|---|---|---|---|---|---|
| Width | 1200 | 1200 | 1200 | 1200 | 1200 | 1200 |
| Depth | 400 | 500 | 400 | 500 | 400 | 500 |
| Height | 1000 | 1000 | 1200 | 1200 | 1600 | 1600 |
| Interior dimensions HxWxD | 855 x 1197 x 328 | 855 x 1197 x 428 | 1055 x 1197 x 328 | 1055 x 1197 x 428 | 1455 x 1197 x 328 | 1455 x 1197 x 428 |
| Shelves | 2 | 2 | 2 | 2 | 3 | 3 |
| Binder heights | 2 1/2 | 2 1/2 | 3 | 3 | 4 | 4 |
| CSC | 5 | 5 | 5 | 5 | 6 | 6 |
| Order no. | 2046-1200 | 2056-1200 | 2047-1200 | 2057-1200 | 2048-1200 | 2058-1200 |
| Price | | | | | | |

1. Dimensions and design

| |  |  |  |  |  |  |
|---------------------------|---|---|---|---|---|---|
| Width | 1600 | 1600 | 1600 | 1600 | 1600 | 1600 |
| Depth | 400 | 500 | 400 | 500 | 400 | 500 |
| Height | 1000 | 1000 | 1200 | 1200 | 1600 | 1600 |
| Interior dimensions HxWxD | 855 x 1596 x 328 | 855 x 1596 x 428 | 1055 x 1596 x 328 | 1055 x 1596 x 428 | 1455 x 1596 x 328 | 1455 x 1596 x 428 |
| Shelves | 2 x 2 | 2 x 2 | 2 x 2 | 2 x 2 | 2 x 3 | 2 x 3 |
| Binder heights | 2 1/2 | 2 1/2 | 3 | 3 | 4 | 4 |
| Center partition | 1 | 1 | 1 | 1 | 1 | 1 |
| CSC | 5 | 5 | 5 | 5 | 6 | 6 |
| Order no. | 2146-1200 | 2156-1200 | 2147-1200 | 2157-1200 | 2148-1200 | 2158-1200 |
| Price | | | | | | |

2. Body and door color



Please select (see end of catalog for color overview)

491

3. Top decor



Please select (see end of catalog for color overview)

491



Accessories

328




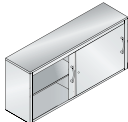


Occasional cabinets with sliding doors

Desk-high cabinets with steel sliding doors

level adjustable, shelves adjustable, 1200 or 1600 mm wide with center partition, with MCPB top 25 mm thick

1. Dimensions and design





| |  |  |  |  |
|---------------------------|---|---|---|---|
| Width | 800 | 1000 | 1200 | 1600 |
| Depth | 400 | 400 | 400 | 400 |
| Height | 720 | 720 | 720 | 720 |
| Interior dimensions HxWxD | 675 x 740 x 340 | 675 x 940 x 340 | 675 x 564 x 340 | 675 x 764 x 340 |
| Shelves | 1 | 1 | 2 (1 per side) | 2 (1 per side) |
| Binder heights | 2 | 2 | 2 | 2 |
| CSC | 3 | 3 | 4 | 6 |
| Order no. | 5722-00 | 5725-00 | 5723-00 | 5724-00 |
| Price | | | | |

+ Sound absorption

Doors and side walls with sound absorption

| for cabinet width | 800 | 1000 | 1200 | 1600 |
|-------------------|------------|-------------|-------------|-------------|
| + Order no. | + 5005-60 | + 5005-60 | + 5005-60 | + 5005-61 |
| + Addtl. charge | | | | |

+ Additional shelves



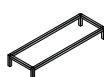

| |  |  |  |  |
|-------------------|---|---|---|---|
| for cabinet width | 800 | 1000 | 1200 | 1600 |
| Width x depth | 740 x 340 | 940 x 340 | 563 x 340 | 740 x 340 |
| Center partition | - | - | 1 | 1 |



| | | | | |
|-----------------|-----------|-----------|-----------|-----------|
| Thickness 11 mm | | | | |
| + Order no. | + 5722-80 | + 5725-80 | + 5723-80 | + 5724-80 |
| + Unit price | | | | |

+ Underframes

made from square profile, 150 mm high, standard color black gray RAL 7021

| |  |  |  |  |
|-------------------|---|---|---|---|
| for cabinet width | 800 | 1000 | 1200 | 1600 |
| + Order no. | + 2026-00 | + 2031-00 | + 2027-00 | + 2029-00 |
| + Unit price | | | | |

C 2000 ACURADO

The sliding-door cabinets with glass doors offer:

- Body in sturdy steel construction with high-quality enamel coating
- Smooth-running sliding doors run with special casters in special rail guide
- Glass sliding doors made of TSG (toughened safety glass), with ground-in recessed grip
- Standard with gliders (floor protection)
- Top cabinets available as simultaneously locking with basic cabinet
- Slewing/pressure cylinder lock with 2 keys
- Very flexible arrangement of the interior fittings thanks to height adjustability in 15 mm steps
- Extensive range of cabinet accessories
- Steel shelves in color of the body



Sliding-door cabinets with glass doors

Load capacity of 40 kg per shelf with evenly distributed load

1. Dimensions and shelf material

| | 1200 | 1200 | 1200 | 1200 |
|---------------------------|------------------|------------------|-------------------|-------------------|
| Width | 400 | 500 | 400 | 500 |
| Depth | 790 | 790 | 1950 | 1950 |
| Interior dimensions HxWxD | 740 x 1197 x 328 | 740 x 1197 x 428 | 1840 x 1197 x 328 | 1840 x 1197 x 428 |
| Shelves | 1 | 1 | 4 | 4 |
| Center partition | - | - | - | - |



| | | | | |
|-----------|----------|----------|---------|---------|
| CSC | 5 | 5 | 6 | 6 |
| Order no. | 2045-07* | 2055-07* | 2040-07 | 2050-07 |
| Price | | | | |




| | | | | |
|-----------|-----------|-----------|-----------|-----------|
| CSC | 5 | 5 | 6 | 6 |
| Order no. | 2045-073* | 2055-073* | 2040-073* | 2050-073* |
| Price | | | | |

+ Additional shelves

| | 1196 x 327 | 1196 x 427 | 1196 x 327 | 1196 x 427 |
|--|------------|------------|------------|------------|
|--|------------|------------|------------|------------|



| | | | | |
|--------------|-----------|-----------|-----------|-----------|
| Steel, 24 mm | | | | |
| + Order no. | + 2040-80 | + 2050-80 | + 2040-80 | + 2050-80 |
| + Unit price | | | | |



| | | | | |
|--------------|------------|------------|------------|------------|
| Glass, 6 mm | | | | |
| + Order no. | + 2040-380 | + 2050-380 | + 2040-380 | + 2050-380 |
| + Unit price | | | | |

2. Body and door color



Please select (see end of catalog for color overview) 491

3. Top decor



Please select (see end of catalog for color overview) 491

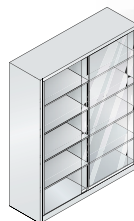
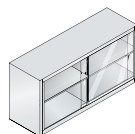
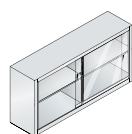
Sliding-door cabinets with glass doors



Order no. 2145-07
(top cabinet)



Order no. 2140-07
+ 2140-80 (4 additional shelves)



1.

| 1600 | 1600 | 1600 | 1600 |
|------------------|------------------|-------------------|-------------------|
| 400 | 500 | 400 | 500 |
| 790 | 790 | 1950 | 1950 |
| 740 x 1596 x 328 | 740 x 1596 x 428 | 1840 x 1596 x 328 | 1840 x 1596 x 428 |
| 2 (1 per side) | 2 (1 per side) | 8 (4 per side) | 8 (4 per side) |
| 1 | 1 | 1 | 1 |
| 6 | 6 | 7 | 7 |
| 2145-07* | 2155-07* | 2140-07 | 2150-07 |

| | | | |
|------------------|------------------|------------------|------------------|
| 6 | 6 | 7 | 7 |
| 2145-073* | 2155-073* | 2140-073* | 2150-073* |

+

| 796 x 327 | 796 x 427 | 796 x 327 | 796 x 427 |
|------------|------------|------------|------------|
| + 2140-80 | + 2150-80 | + 2140-80 | + 2150-80 |
| + 2140-380 | + 2150-380 | + 2140-380 | + 2150-380 |



Order no. 2040-073

+

Tops

MCPB, 25 mm thick,
required if using the
790 mm height cabinets
as counter cabinets

| for cabinet width | 1200 | 1200 | 1600 | 1600 |
|-------------------|------------|------------|------------|------------|
| Depth | 400 | 500 | 400 | 500 |
| + Order no. | + 2016-000 | + 2017-000 | + 2018-000 | + 2019-000 |
| + Price | | | | |

+

Accessories 328

+

Underframes 329

*Longer delivery time possible.

CSC = color surcharge code number MCPB = Melamine coated particle board


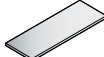


www.cp-furniture.com



327

Additional shelves

Coated steel,
24 mm thick (standard)

| | | | | |
|-------------------|---|---|---|---|
| |  |  |  |  |
| for cabinet width | 1200 | 1200 | 1600 | 1600 |
| Width x depth | 1196 x 327 | 1196 x 427 | 796 x 327 | 796 x 427 |
| Center partition | - | - | 1 | 1 |
| Thickness 24 mm | | | | |
| Order no. | 2040-80 | 2050-80 | 2140-80 | 2150-80 |
| Unit price | | | | |



Reinforced shelf

Standard load capacity
of approx. 70 kg per shelf
with evenly distributed load

1 additional
reinforcement under
the shelf



2 additional
reinforcements under
the shelf

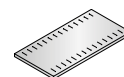


| | | |
|-------------------------|----------------|----------------|
| Load capacity per shelf | 90 kg | 110 kg |
| Order no. | ...-801 | ...-802 |
| + Addtl. charge | | |

Shelf slotted

Addtl. charge, plus
price of the shelf, longer
delivery time

for slot-in
binder supports



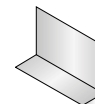
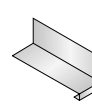
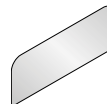
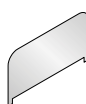
| | |
|-----------------|---------------|
| Slots | every 50 mm |
| Order no. | ...-89 |
| + Addtl. charge | |



Binder supports

Slot-in binder support
only for slotted shelves

Attachable binder support
with 2-fold edging,
suitable for all shelves



| | | | | |
|-----------------------|------------------|------------------|----------------|----------------|
| Height | 180 | 180 | 100 | 200 |
| Depth / Width x depth | 352 | 452 | 100 x 230 | 100 x 270 |
| Order no. | 2040-8901 | 2050-8901 | 4221-25 | 4222-25 |
| Price | | | | |

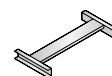
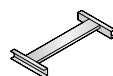


Suspension bars Elba/Leitz
system, (order no. 2050-82,)

Suspension bars

Elba/Leitz

Zippel



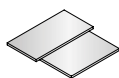
| | | | | |
|--------------------|----------------|----------------|----------------|----------------|
| for cabinet width | 1200 | 1600 | 1200 | 1600 |
| for cabinet depth | 500 | 500 | 500 | 500 |
| inner useful width | 1111 | 731 | 1111 | 731 |
| Order no. | 2050-82 | 2150-82 | 2050-83 | 2150-83 |
| Price | | | | |

Accessories for sliding-door cabinets

Rack

extensible,
addtl. charge,
plus price of
the shelf

Positioned below
the shelf,
for model 2140-00



Width

approx. 670 mm

Order no.

...-871

+ Addtl. charge

Wardrobe rail

including storage shelf,
possible from 500 mm
exterior cabinet depth
only, without coat hangers

Positioned below
the storage shelf along
with the holder




Order no.

...-88

Price

double the price of
the respective shelf



Wardrobe rail
(order no. ...-88)



Extensible rack
(order no. ...-871)

Shelf support

zinc-plated, per unit



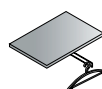
Order no. **1118-00**

Price

Wardrobe rail

extensible

without coat hangers,
for model 2140-00



for cabinet width

1600

Order no.

2140-39

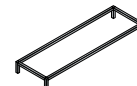
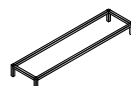
Unit price



Fully extendable wardrobe rail
(order no. 1040-39,
see page 318)

Underframes

made from square profile, 150 mm high, standard color black gray RAL 7021



for cabinet width

1200

1200

1600

1600

for cabinet depth

400

500

400

500

CSC

3

3

3

3

Order no.

2027-00

2028-00

2029-00

2030-00

Price

Keys and locks

not suitable for
glass sliding doors



Locking simultane-
ously

Exchangeable
for master
key system

Master key
for exchangeable
cylinder

Removal key
for exchangeable
cylinder

Single/spare
key for
C 2000 Acurado
series

Lock with lock
no. upon request
(longer delivery
times)

Order no.

2025-021

2025-03

2025-031

2025-026

0005-10

....-...99

Unit price

+ Addtl. charge*

* when ordered with cabinet

C 2000 ACURADO

The suspension file and index card cabinets offer:

- Economical solution for "classic" office tasks
- Sturdy steel construction with high-quality enamel coating
- 5 year guarantee on the telescopic rail guide
- For suspension files or index cards
- Three widths, three heights
- Standard with gliders (floor protection)
- Exchangeable lock cylinder with 2 keys and central locking
- Fully extensible drawers on durable telescopic ball-bearing rails
- Anti-tilt mechanism
- Flush folded in, closed steel drawers with integrated full-width handle bar
- Every card file row with two suspension plates
- Load capacity of 50 kg per drawer



Folded in fronts



50 kg drawer load capacity



5 year guarantee

Available at no additional charge in the standard colors:



Light gray
RAL 7035



Black gray
RAL 7021



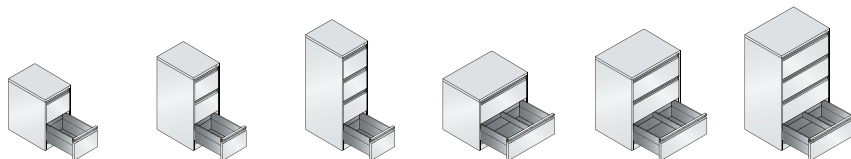
White aluminum
RAL 9006



Traffic white
RAL 9016

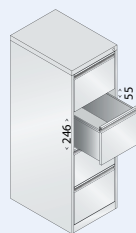
Filing cabinets

with hanging frame and **closed drawer bottom**, for hanging frames **DIN A4**, fully extensible



1. Dimensions and design

| | | | | | | |
|---------------------------|------------------|------------------|------------------|------------------|------------------|------------------|
| Width | 433 | 433 | 433 | 787 | 787 | 787 |
| Depth | 590 | 590 | 590 | 590 | 590 | 590 |
| Height | 733 | 1045 | 1357 | 733 | 1045 | 1357 |
| Interior dimensions HxWxD | 250 x 330 x 528 | 250 x 330 x 528 | 250 x 330 x 528 | 250 x 330 x 528 | 250 x 330 x 528 | 250 x 330 x 528 |
| Tracks | 1-row | 1-row | 1-row | 2-row | 2-row | 2-row |
| Drawers | 2 | 3 | 4 | 2 | 3 | 4 |
| Order no. | 12412-311 | 12423-311 | 12434-311 | 12912-312 | 12923-312 | 12934-312 |
| Price | | | | | | |



Our interior dimension specifications generally indicate the **usable dimensions** (e.g. from the suspension point of the DIN A4 size suspension file to the next lower panel or drawer bottom).

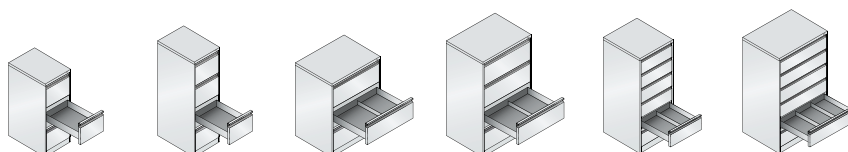
The usable dimensions from the suspension point to the next **higher** panel are indicated in the drawing above.

Filing and card-index cabinets



Card-index cabinets

for **DIN A5** and **DIN A4**
index cards, drawers fully extensible



1. Dimensions and design

| | | | | | | |
|----------------------------|------------------------------|------------------------------|------------------------------|------------------------------|------------------------------|------------------------------|
| Width | 433 | 433 | 787 | 787 | 553 | 787 |
| Depth | 590 | 590 | 590 | 590 | 590 | 590 |
| Height | 1045 | 1357 | 1045 | 1357 | 1357 | 1357 |
| Interior dimensions HxWxD | 285x300 x 528 | 285x300x528 | 285x300x528 | 285x300 x 528 | 185x214x518 | 185x214x518 |
| Tracks | 1-row | 1-row | 2-row | 2-row | 2-row | 3-row |
| Drawers for index cards | 3 DIN A4 landscape | 4 DIN A4 landscape | 3 DIN A4 landscape | 4 DIN A4 landscape | 6 DIN A5 landscape | 6 DIN A5 landscape |
| Order no. | 12423-321 | 12434-321 | 12923-322 | 12934-322 | 12736-322 | 12936-323 |
| Price | | | | | | |

2. Body color



Please choose: light gray,
black gray, white aluminum, traffic whitesee left page

+ Accessories

Suspension plates, underframes..... **332**

Based on applicable standards and guidelines (e.g. EN 14073-2), cabinets must be secured against tipping. There are two convenient options for this:

- 1 Using a **wall mounting*** option or
- 2 with additional **counterweight**



*The fastening method depends on the wall material. Please use screws and dowels that are suitable for the respective type of wall (not included).

+ Additional counterweight

if wall mounting is not possible, cannot be fitted retroactively

| | | | |
|--------------------------|------------|------------|------------|
| for cabinet width | 433 | 553 | 787 |
| load capacity per drawer | 35 kg | 40 kg | 50 kg |
| + Order no. | + 6400-01 | + 6700-01 | + 6900-01 |
| + Addtl. charge | | | |



Order no. 12736-322

Order no. 12936-323



Label holder

made of plastic,
per unit

Standard
for supplementing the supplied
labeling plates
(1 per drawer is standard).
Color black, incl. label
and transparent cover

Comfort
for alternative additional drawer
labeling. Color black,
incl. label and transparent cover



| | | | |
|--------------|----------------|----------------|----------------|
| Design | self-adhesive | self-adhesive | magnetic |
| H x W x D | 26 x 76 x 4 | 39 x 114 x 5 | 39 x 114 x 5 |
| Window H x W | 17 x 67 | 30 x 105 | 30 x 105 |
| Order no. | 6103-13 | 6103-11 | 6103-12 |
| Price | | | |

Underframes

made of
square profile

Standard color black gray RAL 7021



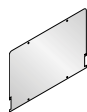
| | | | |
|-----------|-----------------|-----------------|-----------------|
| Width | 433 | 553 | 787 |
| Height | 150 | 150 | 150 |
| CSC | 3 | 3 | 3 |
| Order no. | 64020-00 | 67020-00 | 69020-00 |
| Price | | | |



Filing cabinets with closed drawer bottoms

Suspension plates

individual



| | | |
|--------------|--|--|
| Design | for DIN A4 size landscape format index cards | for DIN A5 size landscape format index cards |
| Panel height | 6 HU | 4 HU |
| Order no. | 6494-10 | 6495-10 |
| Unit price | | |



Push cylinder lock with exchangeable cylinder:
As central locking system. Compatible with
many other pieces of C+P furniture.
Perfect for organizing locking groups at
a later time. Flush steel drawers with
integrated full-width handle bar



Exchangeable lock cylinder

with 2 keys,
nickel-plated



| | |
|-----------|----------------|
| Order no. | 2025-02 |
| Price | |

Single/spare key

per unit



| | |
|-----------|----------------|
| Order no. | 0005-10 |
| Price | |

Accessories for drawer and filing cabinets



Hinged-door cabinets



The attractive steel cabinets and bookcases for any office 336

- Body in sturdy steel construction with high-quality enamel coating, doors standard with wood decor fronts
- Appealing design thanks to narrow edges
- Metal cabinet handle, matt nickel-plated
- Hinged doors with an opening angle of approx. 225°
- Safety lock with exchangeable cylinder and 2 keys
- Level adjustment
- Various fronts, tops, and shelves possible
- Highly flexible interior (15 mm steps)
- Variety of upgrades available

Sliding-door cabinets



The practical space savers 348

- Sliding doors with smooth-running casters
- Safety lock (push and turn cylinder lock) with exchangeable cylinder and 2 keys
- Shelves made of steel in black gray RAL 7021
- Level adjustment
- For the exchangeable door-front concept, please see page 348
- Occasional and top sliding-door cabinets see page 352ff

| Door opening angle up to 225° | Product line Width | Product line Depth | Product line Height | Exchangeable fronts | Bow-shaped handles, matt nickel-plated | Acoustically effective fronts/doors | Side walls with sound absorption | Narrow, elegant body edges |
|-------------------------------|--------------------|--------------------|---------------------|---------------------|--|-------------------------------------|----------------------------------|----------------------------|
| | | | | | | | | |

Hinged-door cabinets C 3000 Asisto

• • 435 • • optional optional •

Sliding-door cabinets C 3000 Asisto

- • 435 • • optional optional •

Tambour cabinets C 3000 Asisto

- • 435 • • optional optional •

Drawer and filing cabinets C 3000 Asisto

- • 435 600 • • • • •

Tambour cabinets



The complete elegant tambour cabinet range 356

- Sturdy steel construction with high-quality enamel coating
- Plastic tambour doors stopping on the left, with matt nickel-plated bow-shaped handle
- Smooth and quiet functioning
- Standard with gliders (floor protection)
- Hook bolt lock with 2 keys
- When the doors are open, the entire interior is accessible
- Entire product line (different dimension variants and interior fittings for any requirement)
- Range of top and counter solutions

Drawer and filing cabinets



The comfort range for all filing needs 364

- Sturdy steel construction with body sound absorption and high-quality enamel coating
- Optional wood decor fronts and tops
- Central locking system with 2 keys, exchangeable cylinder, and anti-tilt mechanism
- Elegant and ergonomic bow-shaped handles, matt nickel-plated
- 15 year guarantee on the rail guide
- Complete modular system for different filing materials



| Exchangeable cylinder | Level adjustment | Top and counter cabinets | Shelf load capacity (kg) | Drawer load capacity (kg) | Tilt resistance (anti-tilt mechanism) | Soft-stop | Interior fittings | Suspension files | Attractive standard colors |
|-----------------------|------------------|--------------------------|--------------------------|---------------------------|---------------------------------------|-----------|-------------------|------------------|----------------------------|
| | | | | | | | | | |
| • | • | • | up to 70 | - | - | - | optional | optional | • |
| • | • | • | up to 70 | - | - | - | optional | - | • |
| • | • | • | up to 70 | - | - | - | optional | optional | • |
| • | • | - | - | up to 100 | • | • | optional | • | • |

C 3000 ASISTO


Steel strength and flexibility in the office

The C 3000 Asisto series offers:

- Body in sturdy steel construction with high-quality enamel coating, hinged and sliding doors standard with wood decor
- Hinged doors with an opening angle of approx. 225° and adjustable, exterior hinges
- Safety lock (3-bolt cylinder lock with push rods) with exchangeable cylinder and 2 keys
- MCPB tops (melamine coated particle board), 25 mm thick, with edge band for occasional and counter cabinets (Height 915-1635 mm)
- Appealing design thanks to narrow edges (which can generally only be achieved with steel bodies)
- Integrated base (height 90 mm)
- Standard level adjustment, adjustable from the inside
- Different fronts (steel, wood, Clear glass, etc.) and tops can be matched to the steel body
- Highly flexible interior thanks to adjustability in 15 mm steps
- Shelves made of steel in black gray RAL 7021 (also available in MCPB, phenolic HPL, or clear glass)
- High load capacity per shelf up to 70 kg
- Metal cabinet handle, matt nickel-plated
- Excellent stability and suitability for moving thanks to Asisto steel body (with useful magnetic surfaces on the side)
- Various additional equipment options, for example body sound absorption on the side

Asisto by C+P is a leading product in all areas of modern office furniture and also offers added value that has the strength of steel and that you can only get from C+P. For the Asisto cabinets with the innovative steel body stand out due to their technology, design, and price-performance ratio.


Asisto is the intelligent complete range from the market leader in steel furniture.



Whether it is hinged-door, sliding-door, or tambour cabinets - they all feature the narrow 6 mm edge that is characteristic for Asisto cabinet systems



The standard Asisto handles are matt nickel-plated and continue the elegant style of this product line



The adjustable hinges (opening angle of approx. 225°) are extra flat, thus allowing even better access to the cabinet interior



The Asisto level adjustment can be easily adjusted from the inside with easy access to the adjusting screw through a guide sleeve

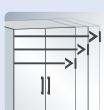
C 3000 ASISTO

The hinged-door cabinets offer:

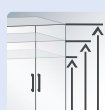
- For a general description, see page 336
- Exchangeable door-front concept
- MCPB tops 25 mm thick for cabinets up to 1635 mm in height
- Shelves made of steel in black gray RAL 7021 (standard), for additional or alternative shelves, please see page 342
- Glass doors (addtl. charge) without lock



Door opening
angle up to 225°



Product line
Width



Product line
Height



Level
adjustment



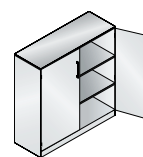
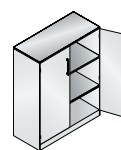
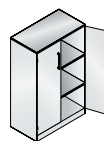
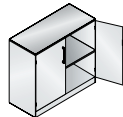
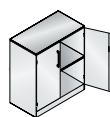
Exchangeable
fronts



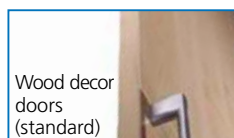
Order no. 141032-000 + 141032-710 (steel doors)

Hinged door cabinets with exchangeable door fronts

incl. MCPB tops 25 mm thick
for cabinets up to 1635 mm in height



1. Dimensions and door material



Wood decor
doors
(standard)

| | 800 | 1000 | 800 | 1000 | 1200 |
|---------------------------|-------------------|-------------------|-------------------|-------------------|-------------------|
| Width | 800 | 1000 | 800 | 1000 | 1200 |
| Depth | 435 | 435 | 435 | 435 | 435 |
| Height | 915 | 915 | 1310 | 1310 | 1310 |
| Interior dimensions HxWxD | 745 x 795 x 352 | 745 x 995 x 352 | 1140 x 795 x 352 | 1140 x 995 x 352 | 1140 x 1195 x 352 |
| Shelves | 1 | 1 | 2 | 2 | 2 |
| Binder heights | 2 | 2 | 3 | 3 | 3 |
| CSC | 4 | 4 | 4 | 5 | 5 |
| Order no. | 141053-000 | 141052-000 | 141033-000 | 141032-000 | 141031-000 |
| Price | | | | | |



Steel
doors

| | | | | | |
|-----------------|--------------|--------------|--------------|--------------|--------------|
| Optional: | | | | | |
| + Order no. | + 141053-710 | + 141052-710 | + 141033-710 | + 141032-710 | + 141031-710 |
| + Addtl. charge | | | | | |



Clear glass
doors

| | | | | | |
|-----------------|--------------|--------------|--------------|--------------|--------------|
| Optional: | | | | | |
| + Order no. | + 141053-750 | + 141052-750 | + 141033-750 | + 141032-750 | + 141031-750 |
| + Addtl. charge | | | | | |

2. Body color



Please select (see end of catalog for color overview) **491**

3. Door decor (top decor if applicable) or door color (for steel doors)



Please select (see end of catalog for color overview) **191**



Alternative tops

Solid-core/phenolic HPL or steel **342**




Accessories

Additional shelves **342** Suspension bars, hanging frames **343**

Hinged-door cabinets



MCPB wood decor doors are standard for all Asisto cabinets (19 mm thick)




Steel doors are optional and feature double-wall insulation (19 mm thick)

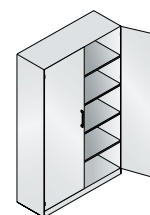
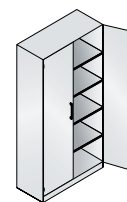
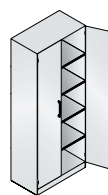
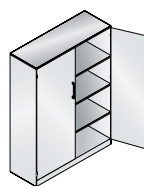
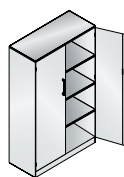
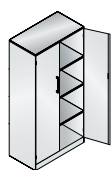


Glass doors are optional and consist of safety glass (TSG) with a thickness of 6 mm

+ Optional for all cabinets:
SonicWall Steel acoustic fronts featuring a nearly invisible, acoustically highly effective perforation. We would be happy to provide you with more information.



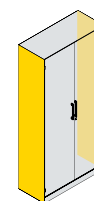
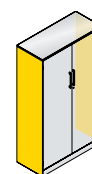
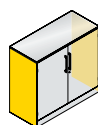
Order no. 141002-000 + 141002-710 (steel doors)



| 1. | 800 | 1000 | 1200 | 800 | 1000 | 1200 |
|----|-------------------|-------------------|-------------------|-------------------|-------------------|-------------------|
| | 435 | 435 | 435 | 435 | 435 | 435 |
| | 1635 | 1635 | 1635 | 1980 | 1980 | 1980 |
| | 1465 x 795 x 352 | 1465 x 995 x 352 | 1465 x 1195 x 352 | 1825 x 795 x 352 | 1825 x 995 x 352 | 1825 x 1195 x 352 |
| | 3 | 3 | 3 | 4 | 4 | 4 |
| | 4 | 4 | 4 | 5 | 5 | 5 |
| | 5 | 6 | 6 | 5 | 6 | 6 |
| | 141013-000 | 141012-000 | 141011-000 | 141003-000 | 141002-000 | 141001-000 |

| + | | | | | | |
|---|--------------|--------------|--------------|--------------|--------------|--------------|
| | + 141013-710 | + 141012-710 | + 141011-710 | + 141003-710 | + 141002-710 | + 141001-710 |
| | + 141013-750 | + 141012-750 | + 141011-750 | + 141003-750 | + 141002-750 | + 141001-750 |

+ **Sound absorption in all side walls**
for all cabinet and shelf widths,
for a more pleasant sound
behavior of the cabinet



Sandwich construction
(steel-absorption layer-steel)

for cabinet height
Binder heights

915

2

1310

3

1635

4

1980

5

per cabinet/shelf
+ Order no.
+ Addtl. charge

+ 141050-701

+ 141030-701

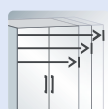
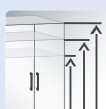
+ 141010-701

+ 141000-701



The bookcases offer:

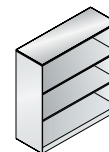
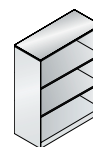
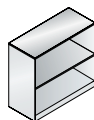
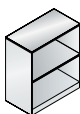
- For a general description, see page 336
- Standard shelves made of steel in color of the body, additional or alternative shelves, see page 342

Product line
WidthProduct line
HeightLevel
adjustmentShelf load
capacity 70 kg

Order no. 140031-000

Office bookcases

incl. MCPB tops 25 mm thick
for shelves up to 1635 mm in height

**1. Dimensions and design**

| | 800 | 1000 | 800 | 1000 | 1200 |
|---------------------------|-----------------|-----------------|------------------|------------------|-------------------|
| Width | 800 | 1000 | 800 | 1000 | 1200 |
| Depth | 435 | 435 | 435 | 435 | 435 |
| Height | 915 | 915 | 1310 | 1310 | 1310 |
| Interior dimensions HxWxD | 745 x 795 x 352 | 745 x 995 x 352 | 1140 x 795 x 352 | 1140 x 995 x 352 | 1140 x 1195 x 352 |
| Shelves | 1 | 1 | 2 | 2 | 2 |
| Binder heights | 2 | 2 | 3 | 3 | 3 |
| CSC | 4 | 4 | 4 | 5 | 5 |
| Order no. | 140053-000 | 140052-000 | 140033-000 | 140032-000 | 140031-000 |
| Price | | | | | |

2. Body color

Please select (see end of catalog for color overview)

491

3. Top decor

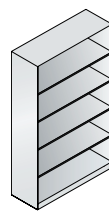
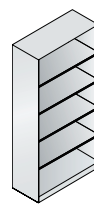
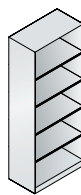
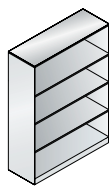
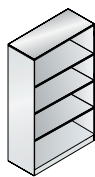
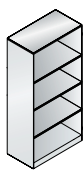
Please select (see end of catalog for color overview)

491

+ Sound absorption 339

+ Additional shelves 342

+ Accessories Tops 342



| 1. | 800 | 1000 | 1200 | 800 | 1000 | 1200 |
|----|------------------|------------------|-------------------|------------------|------------------|-------------------|
| | 435 | 435 | 435 | 435 | 435 | 435 |
| | 1635 | 1635 | 1635 | 1980 | 1980 | 1980 |
| | 1465 x 795 x 352 | 1465 x 995 x 352 | 1465 x 1195 x 352 | 1825 x 795 x 352 | 1825 x 995 x 352 | 1825 x 1195 x 352 |
| | 3 | 3 | 3 | 4 | 4 | 4 |
| | 4 | 4 | 4 | 5 | 5 | 5 |
| | 5 | 6 | 6 | 5 | 6 | 6 |
| | 140013-000 | 140012-000 | 140011-000 | 140003-000 | 140002-000 | 140001-000 |

+ Additional accessories 342



Attachable
binder supports



Fully extendable
wardrobe rail




Divider box
order no. 140000-708,
customized combinations

C 3000 ASISTO




Steel shelves,
black gray for hinged-door
cabinets, color of the body for
bookcases 24 mm thick (standard),
load capacity 70 kg
Order no.-80



Glass shelves
made of safety glass (TSG)
with a thickness of 6 mm,
load capacity 40 kg
Order no.-580

Additional shelves

Coated steel, 24 mm thick (standard),
black gray for hinged-door cabinets,
color of the body for bookcases

| Dimensions and material | | | | |
|---|-------------------|------------------|------------------|------------------|
| | | | | |
| | for cabinet width | 800 | 1000 | 1200 |
| | Width x depth | 794 x 352 | 994 x 352 | 1194 x 352 |
|  Steel | Thickness 24 mm | | | |
| | Order no. | 140003-80 | 140002-80 | 140001-80 |
| | Unit price | | | |



Alternative design

| | | | | |
|---|-----------------|-------------------|-------------------|-------------------|
|  Clear glass | Thickness 6 mm | | | |
| | Order no. | 140003-580 | 140002-580 | 140001-580 |
| | Unit price | | | |
| | + Addtl. charge | | | |

* when ordered with cabinet

Alternative tops

as solid core/phenolic HPL or steel top
instead of the MCPB top

| Top design | | | | |
|--|-------------------|-------------------|-------------------|-------------------|
| | | | | |
| | for cabinet width | 800 | 1000 | 1200 |
| | Depth | 435 | 435 | 435 |
|  Phenolic HPL | Thickness 13 mm | | | |
| | Order no. | 140003-130 | 140002-130 | 140001-130 |
| | + Addtl. charge | | | |
|  Steel | Thickness 7 mm | | | |
| | Order no. | 140003-110 | 140002-110 | 140001-110 |
| | + Addtl. charge | | | |

Shelf

extensible,
with divider boxes,
plastic boxes in black,
box height 48 mm

| | for cabinet width | 800 | 1000 | 1200 |
|--|-----------------------------|---|---|---|
| | Inside dimensions H x W x D | 4 boxes each 240 x 96, 192 x 144, 144 x 96 mm + 1 box 192 x 96 mm | 4 boxes each 240 x 96, 192 x 144, 144 x 96 mm + 5 boxes 192 x 96 mm | 4 boxes each 240 x 96, 192 x 144, 144 x 96 mm + 9 boxes 192 x 96 mm |
| | Order no. | 140000-709 | 140000-708 | 140000-707 |
| | Price | | | |

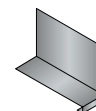
Accessories for hinged-door cabinets and office bookcases



Order no. 141002-000 + 140000-708
(Divider boxes, optional)

Binder support

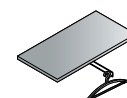
attachable,
for steel shelves,
black gray



| | |
|-----------|------------|
| Width | 100 |
| Depth | 270 |
| Height | 200 |
| Order no. | 140000-701 |
| Price | |

Wardrobe rail

extensible,
below a steel storage shelf,
without coat hangers



| | |
|---------------------------|----------------|
| for cabinet width | 800 |
| Dimensions H x W x D | 24 x 759 x 352 |
| Internal dimensions W x D | 759 x 363 |
| Order no. | 140003-88 |
| Price | |

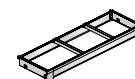
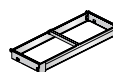
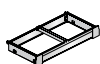
Suspension bars

Unit prices

| | Elba/Leitz | Zippel | Elba/Leitz | Zippel | Elba/Leitz | Zippel |
|--------------------|------------|-----------|------------|-----------|------------|-----------|
| | | | | | | |
| for cabinet width | 800 | 800 | 1000 | 1000 | 1200 | 1200 |
| inner useful width | 719 | 719 | 919 | 919 | 1119 | 1119 |
| Order no. | 140003-82 | 140003-83 | 140002-82 | 140002-83 | 140001-82 | 140001-83 |
| Price | | | | | | |

Hanging frame

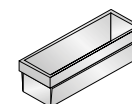
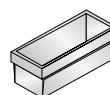
fully extensible, on ball bearings,
with 2/4 adjustable vertical fixed links,
incl. double anti-tilt mechanism,
for DIN A4 suspension files.
Cannot be retrofitted.



| | | | |
|--------------------|------------|------------|------------|
| for cabinet width | 800 | 1000 | 1200 |
| Inner useful depth | 330 | 330 | 330 |
| Tracks | 2-row | 2-row | 3-row |
| Order no. | 140003-811 | 140002-811 | 140001-811 |
| Price | | | |

Collection tray for hanging frames

made of coated sheet steel,
for retroactive placement
with the hanging frame



| | | | |
|-------------------|------------|------------|------------|
| for cabinet width | 800 | 1000 | 1200 |
| Order no. | 140003-740 | 140002-740 | 140001-740 |
| Price | | | |

The top cabinets with hinged doors offer:

- Body in sturdy steel construction with high-quality enamel coating, hinged doors standard with wood decor
- Hinged doors with an opening angle of approx. 225° and adjustable, exterior hinges
- Safety lock (3-bolt cylinder lock with push rods) with exchangeable cylinder and 2 keys
- Appealing design thanks to narrow edges (which can generally only be achieved with steel bodies)
- Different fronts (steel, wood, etc.) can be matched to the steel body
- Highly flexible interior thanks to adjustability in 15 mm steps
- Shelves made of steel in SLIM design, black gray RAL 7021, for additional shelves see right side
- Load capacity of 30 kg per shelf
- Metal cabinet handle, matt nickel-plated
- Various additional equipment options, for example body sound absorption on the side



Order no.
141002-000
(top cabinet)

Asisto basic cabinets..... 339



Door opening
angle up to 225°



Product line
Width



2 binder
heights

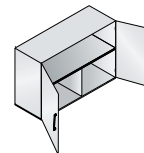
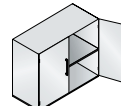
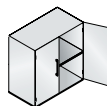
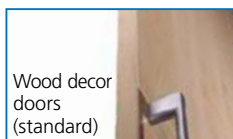


Exchangeable
door fronts

**Top cabinets with exchangeable door fronts**

Shelf adjustable, except for
cabinet width 1200 mm

Wall mounting is necessary for top cabinets

**1. Dimensions and door material**

Wood decor
doors
(standard)

| Width | 800 | 1000 | 1200 |
|---------------------------|-------------------|-------------------|-------------------|
| Depth | 435 | 435 | 435 |
| Height | 701 | 701 | 701 |
| Interior dimensions HxWxD | 660 x 795 x 352 | 660 x 995 x 352 | 660 x 1195 x 352 |
| Shelves | 1 | 1 | 1 |
| Binder heights | 2 | 2 | 2 |
| CSC | 3 | 4 | 5 |
| Order no. | 141083-000 | 141082-000 | 141081-000 |
| Price | | | |



Steel
doors

Optional:

+ Order no.


+ Addtl. charge


+ 141083-710

+ 141082-710

+ 141081-710



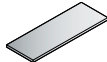



2. Body color
 Please select (see end of catalog for color overview) **491**

3. Door decor (top decor if applicable) or **door color (for steel doors)**
 Please select (see end of catalog for color overview) **491**

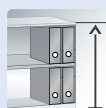
+ Wall mounting Wall mounting is necessary for top cabinets **+ Accessories** Binder support **343**

+ Additional shelves
 in SLIM design, coated steel,
 black gray, shelf load capacity 30 kg

| |  |  |  |
|---|---|--|---|
| for cabinet width | 800 | 1000 | 1200 |
| Width x depth | 794 x 352 | 994 x 352 | 1194 x 352 |
|  | Thickness 10 mm + Order no. + 140063-80 + Unit price | + 140062-80 | + 140061-80 |
| Steel | | | |

The Asisto occasional bookcases offer:

- For a general description, see page 344
- Always delivered with standard MCPB top
- Shelves made of steel in SLIM design in color of body
- Load capacity of 30 kg per shelf
- **720 mm high for 2 binder heights**



2 binder heights



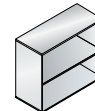
Product line Width



Level adjustment

Order no. 140063-000
(occasional bookcase)**Occasional bookcases**

incl. MCPB tops
25 mm thick, shelf adjustable

**1. Dimensions and design**

| | 800 | 1000 |
|---------------------------|-------------------|-------------------|
| Width | 800 | 1000 |
| Depth | 435 | 435 |
| Height | 720 | 720 |
| Interior dimensions HxWxD | 660 x 795 x 352 | 660 x 995 x 352 |
| Shelves | 1 | 1 |
| Binder heights | 2 | 2 |
| CSC | 3 | 4 |
| Order no. | 140063-000 | 140062-000 |
| Price | | |

2. Body color

Please choose



(see end of catalog for color overview)491

+ Additional shelves

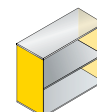
in SLIM design, coated steel, in color of body, shelf load capacity 30 kg



| | 800 | 1000 |
|-----------------|-------------|-------------|
| for width | 800 | 1000 |
| Width x depth | 794 x 352 | 994 x 352 |
| Thickness 10 mm | | |
| + Order no. | + 140063-80 | + 140062-80 |
| + Unit price | | |

+ Sound absorption in all side walls

for all bookcase widths, for a more pleasant sound behavior of the bookcase



Sandwich construction
(steel-absorption layer-steel)

for cabinet height
Binder height

| |
|------------|
| 720 |
| 2 |



per occasional bookcase

+ Order no.

+ 141060-701

+ Addtl. charge

The Asisto top bookcases offer:

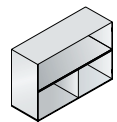
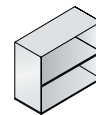
- For a general description, see page 344
- Bookcases available in widths of 1000 and 1200 mm
- Shelves made of steel in SLIM design in color of body
- Load capacity of 30 kg per shelf
- For 2 binder heights

The small bottom without a base and the identical lateral edges allow any top bookcase to adapt perfectly to a basic cabinet. This makes the ensemble appear as if it is a single item.



Top bookcases

Shelf adjustable, except for shelf width 1200 mm



1. Dimensions and design

| | 1000 | 1200 |
|---------------------------|-----------------|------------------|
| Width | 1000 | 1200 |
| Depth | 435 | 435 |
| Height | 701 | 701 |
| Interior dimensions HxWxD | 660 x 995 x 352 | 660 x 1195 x 352 |
| Shelves | 1 | 1 |
| Binder heights | 2 | 2 |
| CSC | 4 | 5 |
| Order no. | 140082-000 | 140081-000 |
| Price | | |

2. Body color



Please choose

(see end of catalog for color overview)491

+ Wall mounting

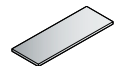
Wall mounting is necessary for top bookcases

+ Accessories

Suspension bars, hanging frames.....343

+ Additional shelves

in SLIM design, coated steel, in color of body, shelf load capacity 30 kg




| | 1000 | 1200 |
|-----------------|-------------|-------------|
| for width | 1000 | 1200 |
| Width x depth | 994 x 352 | 1194 x 352 |
| Thickness 10 mm | | |
| + Order no. | + 140062-80 | + 140061-80 |
| + Unit price | | |



Order no. 140082-000 (top cabinet)
+ 140002-000 (basic cabinet)

The sliding-door cabinets offer:

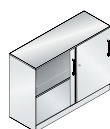
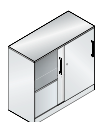

- For a general description, see page 336
- Sliding doors with smooth-running casters
- Safety lock (push and turn cylinder lock) with exchangeable cylinder and 2 keys
- Shelves made of steel in black gray RAL 7021 (standard)
- Exchangeable door-front concept
- Occasional and top sliding-door cabinets see page 352ff
- High load capacity per shelf up to 70 kg



Order no. 142002-000
+ 142002-710 (steel doors)

Top sliding-door cabinets with exchangeable door fronts

incl. MCPB tops 25 mm thick
for cabinets up to 1635 mm in height,
without center partition, shelves adjustable

**1. Dimensions and door material**

Wood decor
doors
(standard)

| | 1000 | 1200 | 1000 | 1200 | |
|---------------------------|-------------------|-------------------|-------------------|-------------------|--|
| Width | 435 | 435 | 435 | 435 | |
| Depth | | | | | |
| Height | 915 | 915 | 1310 | 1310 | |
| Interior dimensions HxWxD | 745 x 995 x 352 | 745 x 1195 x 352 | 1140 x 995 x 352 | 1140 x 1195 x 352 | |
| Shelves | 1 | 1 | 2 | 2 | |
| Binder heights | 2 | 2 | 3 | 3 | |
| CSC | 4 | 5 | 5 | 5 | |
| Order no. | 142052-000 | 142051-000 | 142032-000 | 142031-000 | |
| Price | | | | | |



Steel
doors

| | | | | | |
|-----------------|--------------|--------------|--------------|--------------|--|
| Optional: | | | | | |
| + Order no. | + 142052-710 | + 142051-710 | + 142032-710 | + 142031-710 | |
| + Addtl. charge | | | | | |

2. Body color

Please select (see end of catalog for color overview) **491**

3. Door decor (top decor if applicable) or door color (for steel doors)

Please select (see end of catalog for color overview) **491**



Sliding doors



Product line Width



Product line Height



Level adjustment



Exchangeable door fronts



1.

1000

435

1635

1465 x 995 x 352

3

4

6

142012-000

1200

435

1635

1465 x 1195 x 352

3

4

6

142011-000

1000

435

1980

1825 x 995 x 352

4

5

6

142002-000

1200

435

1980

1825 x 1195 x 352

4

5

6

142001-000

+

+ 142012-710

+ 142011-710

+ 142002-710

+ 142001-710

+

Alternative tops

Solid-core/phenolic HPL or steel 351

+

Sound absorption

Sandwich construction in all side walls 351

+

Accessories

Shelves, binder support..... 350



Good acoustics:

You can find sound absorption solutions in our SonicWall product series brochure and on our website www.cp.de/sonicwall



+

Optional for all cabinets:

SonicWall Steel acoustic fronts featuring a nearly invisible, acoustically highly effective perforation.

We would be happy to provide you with more information.

C 3000 ASISTO



Additional shelves

Coated steel, 24 mm thick,
color black gray (standard), load capacity 70 kg

Dimensions and material

| | for cabinet width | 1000 | 1200 |
|-----------------|-------------------|-----------|------------|
| | | | |
| Width x depth | | 994 x 352 | 1194 x 352 |
| Thickness 24 mm | | | |
| Order no. | | 140002-80 | 140001-80 |
| Unit price | | | |

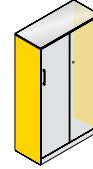
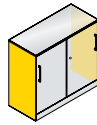


Steel

Accessories for sliding-door cabinets

Sound absorption

in the side walls,
for all cabinet widths, for a more pleasant
sound behavior of the cabinet



Sandwich construction (steel-absorption layer-steel)

for cabinet height
Binder heights

915
2

1310
3

1635
4

1980
5



per cabinet
Order no.
+ Addtl. charge

141050-701

141030-701

141010-701

141000-701

Alternative tops

as solid core/phenolic HPL or steel top,
instead of the MCPB top




Top design 398

for cabinet width
Depth

1000
435

1200
435



Phenolic HPL

Thickness 13 mm
Order no.
+ Addtl. charge

140002-130

140001-130



Steel

Thickness 7 mm
Order no.
+ Addtl. charge

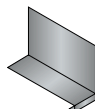
140002-110

140001-110



Binder support

attachable,
for steel shelves,
black gray



| | |
|-----------|-------------------|
| Width | 100 |
| Depth | 270 |
| Height | 200 |
| Order no. | 140000-701 |
| Price | |

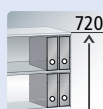




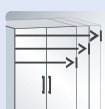
Order no. 142063-000
(occasional cabinet)

The occasional cabinets with sliding doors offer:

- Sliding doors with super smooth-running casters
- Safety lock with exchangeable cylinder and 2 keys
- MCPB tops, 25 mm thick with edge band
- Shelves made of steel in SLIM design, black gray RAL 7021, for additional shelves see right side
- Load capacity of 30 kg per shelf



Occasional
cabinet height
720 BH



Product line
Width



Level
adjustment

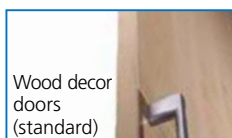
Desk-high occasional cabinets

incl. MCPB tops 25 mm thick,
shelf adjustable



1. Dimensions and door material

| | 800 | 1000 |
|---------------------------|-----------------|-----------------|
| Width | 800 | 1000 |
| Depth | 435 | 435 |
| Height | 720 | 720 |
| Interior dimensions HxWxD | 660 x 795 x 352 | 660 x 995 x 352 |
| Shelves | 1 | 1 |
| Binder heights | 2 | 2 |
| CSC | 3 | 4 |
| Order no. | 142063-000 | 142062-000 |
| Price | | |



Wood decor
doors
(standard)



Steel
doors

Optional:
+ Order no.
+ Addtl. charge

+ 142063-710

+ 142062-710

2. Body color



Please select (see end of catalog for color overview) 491

3. Door decor (top decor if applicable) or door color (for steel doors)



Please select (see end of catalog for color overview) 491





+ Additional shelves

in SLIM design, coated steel, black gray,
shelf load capacity 30 kg

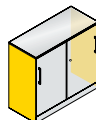


Steel

| |  |  |
|-------------------|---|---|
| for cabinet width | 800 | 1000 |
| Width x depth | 794 x 352 | 994 x 352 |
| Thickness 10 mm | | |
| + Order no. | + 140063-80 | + 140062-80 |
| + Unit price | | |

+ Sound absorption in all side walls

for all cabinet widths,
for a more pleasant sound
behavior of the cabinet



Sandwich construction
(steel-absorption layer-steel)

| | |
|--------------------|------------|
| for cabinet height | 720 |
| Binder heights | 2 |



| | |
|-----------------|--------------|
| per cabinet | |
| + Order no. | + 141060-701 |
| + Addtl. charge | |


+ Alternative top cover as solid core/phenolic HPL or steel top

instead of MCBP top **362**

+ Accessories

Single/spare key **374**



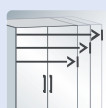
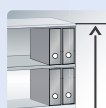
**The top cabinets offer:**

- Body in sturdy steel construction with high-quality enamel coating, sliding doors standard with wood decor
- Sliding doors with super smooth-running casters
- Exchangeable door-front concept
- Cabinets available in widths of 1000 and 1200 mm
- Safety lock with exchangeable cylinder and 2 keys
- Shelves made of steel in SLIM design, black gray RAL 7021, for additional shelves see right side
- Load capacity of 30 kg per shelf
- Metal cabinet handle, matt nickel-plated

Order no.
142082-000
(top cabinet)



Sliding doors

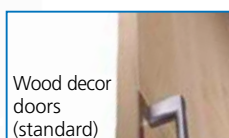
Product line
Width2 binder
heights**Top cabinets with
exchangeable door fronts**

Shelf adjustable, except for
cabinet width 1200 mm

Wall mounting is necessary for top cabinets

**1. Dimensions and
door material**

| | 1000 | 1200 |
|---------------------------|-------------------|-------------------|
| Width | 1000 | 1200 |
| Depth | 435 | 435 |
| Height | 701 | 701 |
| Interior dimensions HxWxD | 660 x 995 x 352 | 660 x 1195 x 352 |
| Shelves | 1 | 1 |
| Binder heights | 2 | 2 |
| CSC | 4 | 5 |
| Order no. | 142082-000 | 142081-000 |
| Price | | |

Wood decor
doors
(standard)Steel
doors


Optional:
+ Order no.
+ Addtl. charge

+ 142082-710

+ 142081-710


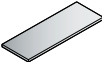



2. Body color
 Please select (see end of catalog for color overview) **491**

3. Door decor (top decor if applicable) or door color (for steel doors)
 Please select (see end of catalog for color overview) **491**

+ Wall mounting Wall mounting is necessary for top cabinets

+ Additional shelves
 in SLIM design, coated steel,
 black gray, shelf load capacity 30 kg

| | |  |  |
|---|-------------------|---|---|
| | for cabinet width | 1000 | 1200 |
| | Width x depth | 994 x 352 | 1194 x 352 |
|  | Thickness 10 mm | | |
| | + Order no. | + 140062-80 | + 140061-80 |
| Steel | + Unit price | | |

C 3000 ASISTO

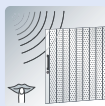


The tambour cabinets offer:

- Widths: 800, 1000, and 1200 mm
- Tambour doors consist of full-length, flexible plastic mats (polypropylene) with aluminum locking bars and metal cabinet handle, matt nickel-plated, for easy operation
- **Acoustically effective tambour doors** (optional)
- Smooth and quiet tambours
- No assembly required – tambour cabinets are delivered pre-assembled
- Load capacity of 50 kg per shelf
- Hook bolt lock with exchangeable cylinder and 2 keys
- Very flexible arrangement of the interior fittings thanks to height adjustability in 15 mm steps
- Body and internal walls have the same color
- Shelves always in black gray RAL 7021
- Standard level adjustment



Door hinged on left



Acoustic tambour doors (optional)



Product line Width



Product line Height



Full access to the interior

Patented acoustic tambour:

Absorbs sound, improves acoustics - and looks good at the same time: The smooth-running special tambour is patented and has an award-winning design. It absorbs the majority of the sounds occurring in everyday work situations. In some frequency ranges, it "swallows" nearly seven times as much noise as a traditional cabinet.

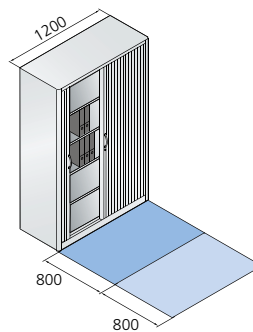


Tambour cabinets - use office space sufficiently

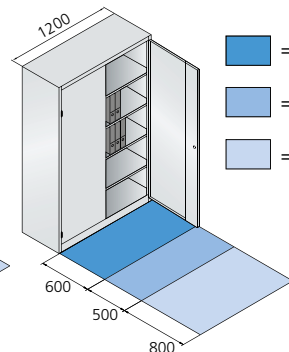
When open, tambour cabinets always provide unobstructed access without the hindrance of doors extending into the room. This allows you to

- fit more workstations and storage space in the room
- or achieve a more generous appearance of your furnishings while using the same amount of space,
- and to utilize valuable office areas more efficiently!

Tambour cabinet



For comparison: Hinged-door cabinet



- = functional area
- = user area
- = traffic area

Sample visualization of the functional floor space required by space-saving cabinet types

(The example does not take into account the possibility of overlapping traffic areas according to regulations)

Tambour cabinets

+ Optional for all cabinets:

Make the office an area of tranquility!

Especially in open-concept office spaces, everyday work routines result in a number of "typical" noises: Speaking, rattling, or ringing draw your focus away from your work. All the better if you can solve this problem by utilizing the office storage that you need anyway and create a healthy, pleasant working atmosphere for the employees at the same time.



Order no. 143001-000
+ 143001-790 (acoustic tambour)



Order no. 143002-000

Tambour cabinets

Shelves adjustable



1. Dimensions and tambour material



Standard tambour

| | 800 | 1000 | 1200 |
|---------------------------|------------------|------------------|-------------------|
| Width | 800 | 1000 | 1200 |
| Depth | 435 | 435 | 435 |
| Height | 1980 | 1980 | 1980 |
| Interior dimensions HxWxD | 1865 x 695 x 365 | 1865 x 895 x 365 | 1865 x 1095 x 365 |
| Shelves | 4 | 4 | 4 |
| Binder heights | 5 | 5 | 5 |
| CSC | 5 | 6 | 6 |
| Order no. | 143003-000 | 143002-000 | 143001-000 |
| Price | | | |

| | | | |
|--------------------|-----------------|---|--------------|
| + Acoustic tambour | Optional: | | |
| | + Order no. | - | + 143001-716 |
| | + Addtl. charge | | |

2. Body color



Please select (see end of catalog for color overview) 491

3. Tambour fronts



Please choose: white, light gray, black, white aluminum (acoustic tambour only in: white and white aluminum) 363

| | | |
|---------------|--|-----|
| + Accessories | Additional shelves, hanging frames, binder support. | 362 |
|---------------|--|-----|

CSC = color surcharge code number

www.cp-furniture.com



357



Tambour cabinets

incl. MCPB tops 25 mm thick,
shelves adjustable

1. Dimensions and tambour material



Standard
tambour

| | 800 | 1000 | 1200 | |
|---------------------------|-----------------|-----------------|------------------|--|
| Width | 800 | 1000 | 1200 | |
| Depth | 435 | 435 | 435 | |
| Height | 915 | 915 | 915 | |
| Interior dimensions HxWxD | 785 x 695 x 365 | 785 x 895 x 365 | 785 x 1095 x 365 | |
| Shelves | 1 | 1 | 1 | |
| Binder heights | 2 | 2 | 2 | |
| CSC | 4 | 5 | 5 | |
| Order no. | 143053-000 | 143052-000 | 143051-000 | |
| Price | | | | |



Acoustic
tambour

Optional:
+ Order no.
+ Addtl. charge

-

-

+ 143051-716

2. Body color



Please select (see end of catalog for color overview)..... 491

3. Tambour fronts



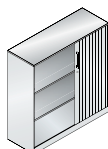
Please choose: white, light gray, black, white aluminum
(acoustic tambour only in white and white aluminum)..... 363



Order no. 143012-000



Order no. 143053-000



| 1. | 800 | 1000 | 1200 | 800 | 1000 | 1200 |
|----|------------------|------------------|-------------------|------------------|------------------|-------------------|
| | 435 | 435 | 435 | 435 | 435 | 435 |
| | 1310 | 1310 | 1310 | 1635 | 1635 | 1635 |
| | 1176 x 695 x 365 | 1176 x 895 x 365 | 1176 x 1095 x 365 | 1505 x 695 x 365 | 1505 x 895 x 365 | 1505 x 1095 x 365 |
| | 2 | 2 | 2 | 3 | 3 | 3 |
| | 3 | 3 | 3 | 4 | 4 | 4 |
| | 4 | 5 | 5 | 5 | 6 | 6 |
| | 143033-000 | 143032-000 | 143031-000 | 143013-000 | 143012-000 | 143011-000 |

| | | | | | | |
|---|---|---|--------------|---|---|--------------|
| + | - | - | + 143031-716 | - | - | + 143011-716 |
|---|---|---|--------------|---|---|--------------|

| | | | | | | |
|---|--------------------|---|--|--|--|-----|
| + | Accessories | Alternative tops, additional shelves..... | | | | 362 |
|---|--------------------|---|--|--|--|-----|

| | | | | | | |
|---|------------------------|--|--|--|--|-----|
| + | Asisto cabinets | Asisto drawer and filing cabinets..... | | | | 364 |
|---|------------------------|--|--|--|--|-----|

C 3000 ASISTO



Order no. 143063-000
(occasional cabinet)

Desk-high occasional tambour cabinets

incl. 25 mm MCPB top,
shelf adjustable,
except for cabinet width 1200 mm

1. Dimensions and tambour material



Standard tambour

| | 800 | 1000 | 1200 |
|---------------------------|-----------------|-----------------|------------------|
| Width | 800 | 1000 | 1200 |
| Depth | 435 | 435 | 435 |
| Height | 720 | 720 | 720 |
| Interior dimensions HxWxD | 660 x 695 x 365 | 660 x 895 x 365 | 660 x 1095 x 365 |
| Shelves | 1 | 1 | 1 |
| Binder heights | 2 | 2 | 2 |
| CSC | 3 | 4 | 5 |
| Order no. | 143063-000 | 143062-000 | 143061-000 |
| Price | | | |



Acoustic tambour

Optional:

+ Order no.
+ Addtl. charge

-

-

+ 143061-716

2. Body color



Please select (see end of catalog for color overview) 491

3. Tambour fronts



Please choose: white, light gray, black, white aluminum
(acoustic tambour only in white and white aluminum) 363

+ Alternative tops

Solid-core/phenolic HPL or steel 362

+ Accessories

Additional shelves 361

Occasional and top cabinets with tambour



Order no. 143082-000 (top cabinet)
+ 143002-000 (basic cabinet)

Top tambour cabinets

Shelf adjustable, except for cabinet width 1200 mm

1. Dimensions and tambour material



Standard tambour

| | 800 | 1000 | 1200 |
|---------------------------|-----------------|-----------------|------------------|
| Width | 800 | 1000 | 1200 |
| Depth | 435 | 435 | 435 |
| Height | 701 | 701 | 701 |
| Interior dimensions HxWxD | 660 x 695 x 365 | 660 x 895 x 365 | 660 x 1095 x 365 |
| Shelves | 1 | 1 | 1 |
| Binder heights | 2 | 2 | 2 |
| CSC | 3 | 4 | 5 |
| Order no. | 143083-000 | 143082-000 | 143081-000 |
| Price | | | |



Acoustic tambour

| | | | |
|-----------------|---|---|--------------|
| Optional: | | | |
| + Order no. | - | - | + 143081-716 |
| + Addtl. charge | | | |

+ Wall mounting

Wall mounting is necessary for top cabinets

2. Body color



Please select (see end of catalog for color overview) 491

3. Tambour fronts



Please choose: white, light gray, black, white aluminum (acoustic tambour only in white and white aluminum) 363

+ Additional shelves

in SLIM design, coated steel, black gray, shelf load capacity 30 k





Steel

| | 800 | 1000 | 1200 |
|-------------------|-------------|-------------|-------------|
| for cabinet width | 800 | 1000 | 1200 |
| Width x depth | 724 x 363 | 924 x 363 | 1124 x 363 |
| Thickness 10 mm | | | |
| + Order no. | + 143063-80 | + 143062-80 | + 143061-80 |
| + Unit price | | | |


Alternative tops

as solid-core/phenolic HPL or steel top
instead of the MCPB top

| | | 800 | 1000 | 1200 |
|--|-----------------|------------|------------|------------|
| Top design 398 | | | | |
| for cabinet width | | 800 | 1000 | 1200 |
| Depth | | 435 | 435 | 435 |
|  Phenolic HPL | Thickness 13 mm | | | |
| | Order no. | 140003-130 | 140002-130 | 140001-130 |
| + Addtl. charge | | | | |
|  Steel | Thickness 7 mm | | | |
| | Order no. | 140003-110 | 140002-110 | 140001-110 |
| + Addtl. charge | | | | |

Additional shelves

Coated steel, 24 mm thick,
color black gray (standard)

| | | 800 | 1000 | 1200 |
|--|-----------------|-----------|-----------|------------|
| for cabinet width | | 800 | 1000 | 1200 |
| Width x depth | | 724 x 363 | 924 x 363 | 1124 x 363 |
|  Steel | Thickness 24 mm | | | |
| | Order no. | 143003-80 | 143002-80 | 143001-80 |
| | Price | | | |

Hanging frame

fully extensible, on ball bearings,
with 2/4 adjustable vertical fixed links,
incl. double anti-tilt mechanism,
for DIN A4 suspension files.

Cannot be retrofitted

| | | 800 | 1000 | 1200 |
|--------------------|--|------------|------------|------------|
| for cabinet width | | 800 | 1000 | 1200 |
| Inner useful depth | | 330 | 330 | 330 |
| Tracks | | 1-row | 2-row | 3-row |
| Order no. | | 143003-811 | 143002-811 | 143001-811 |
| Price | | | | |

Collection tray for hanging frames

made of coated sheet steel,
for retroactive placement
with the hanging frame

| | | 800 | 1000 | 1200 |
|-------------------|--|------------|------------|------------|
| for cabinet width | | 800 | 1000 | 1200 |
| Order no. | | 143003-740 | 143002-740 | 143001-740 |
| Price | | | | |

Binder support

attachable,
for steel
shelves,
black gray

| | | 100 |
|-----------|--|------------|
| Width | | 100 |
| Depth | | 270 |
| Height | | 200 |
| Order no. | | 140000-701 |
| Price | | |

Wardrobe rail

extensible,
below a steel storage shelf,
without coat hangers

| | | 800 |
|---------------------------|--|----------------|
| for cabinet width | | 800 |
| Dimensions H x W x D | | 24 x 695 x 355 |
| Internal dimensions W x D | | 695 x 365 |
| Order no. | | 143003-88 |
| Price | | |

Accessories for tambour cabinets



Available colors for tambours

The smooth-running plastic tambour mats are available for all cabinet heights at no extra cost in the following colors:

Standard tambour:



White



Light gray



Black



White aluminum

Acoustic tambour:



White



White aluminum

Additional charge for varnished body

in white aluminum RAL 9006 or traffic white RAL 9016

| | |
|--------|-------|
| CSC 3: | _____ |
| CSC 4: | _____ |
| CSC 5: | _____ |
| CSC 6: | _____ |

The drawer and filing cabinets offer:

- **435 mm deep, includes MCPB panels and tops as a standard, 25 mm thick**
- Body with body sound absorption for pleasant sound levels
- 5 year guarantee on the telescopic rail guide
- Full extension with parallel control, self-closing system and anti-tilt mechanism. Optional soft-close silencers can be retrofitted.
- Load capacity of 50 kg per drawer
- Central locking system
- Exchangeable lock cylinder with 2 keys
- For suspension files, index cards, or special filing materials
- Each index row with 2 suspension plates
- Bow-shaped handles, matt nickel-plated
- Standard level adjustment
- Different fronts (wood decor, steel) and tops can be matched to the steel body
- High-quality, self-adhesive plastic label holder with labeling plate (1 supplied for each drawer)
- Drawers and hanging frames in black gray RAL 7021



Wood decor panels (standard)



Bow-shaped handles, matt nickel-plated



50 kg drawer load capacity



Side walls with sound absorption



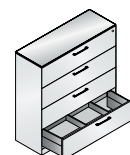
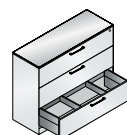
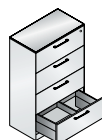
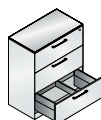
435 mm deep



Order no. 146041-313

Filing cabinets 435 mm deep

with **closed** hanging frame
for **DIN A4** suspension files, fully
extensible, incl. MCPB top 25 mm thick



1. Dimensions and panel material

| Width | 800 | 800 | 1200 | 1200 |
|---------------------------|-----------------|-----------------|-----------------|-----------------|
| Depth | 435 | 435 | 435 | 435 |
| Height | 1010 | 1310 | 1010 | 1310 |
| Interior dimensions HxWxD | 240 x 330 x 320 | 240 x 330 x 320 | 240 x 330 x 320 | 240 x 330 x 320 |
| Tracks | 2-row | 2-row | 3-row | 3-row |
| Drawers | 3 x 6 HU | 4 x 6 HU | 3 x 6 HU | 4 x 6 HU |
| Hanging frame | 1 | 1 | 1 | 1 |
| Wood decor panels | CSC | 6 | 7 | 7 |
| Order no. | 146043-312 | 146023-412 | 146041-313 | 146021-413 |
| Price | | | | |



Steel panels



Optional:

+ Order no.
+ Addtl. charge

+ 6900-401

+ 6900-402

+ 6400-401

+ 6400-402

2. Body color



Please select (see end of catalog for color overview) 491

3. Panel decor (top decor if applicable) or panel color (for steel panels)



Please select (see end of catalog for color overview) 491



Accessories

Suspension plates, index row plates, label holder, exchangeable lock cylinder, single key 374

Drawer and filing cabinets 435 mm deep



Card-index cabinets

435 mm deep

for DIN A4 and DIN A5 index cards,
drawers fully extensible,
incl. MCPB top 25 mm thick



1. Dimensions and panel material

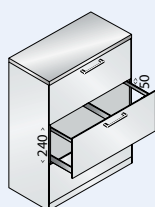
| Width | 800 | 800 | 800 | 800 | 800 |
|---------------------------|------------------|------------------|------------------|-----------------|-----------------|
| Depth | 435 | 435 | 435 | 435 | 435 |
| Height | 1010 | 1310 | 1310 | 1010 | 1310 |
| Interior dimensions HxWxD | 260 x 303 x 320 | 260 x 303 x 320 | 160 x 213 x 320 | 260 x 153 x 320 | 260 x 153 x 320 |
| Tracks | 2-row | 2-row | 3-row | 4-row | 4-row |
| Drawers | 3 x 6 HU | 4 x 6 HU | 6 x 4 HU | 3 x 6 HU | 4 x 6 HU |
| for index cards | DIN A4 landscape | DIN A4 landscape | DIN A5 landscape | DIN A5 portrait | DIN A5 portrait |

Wood decor panels

| CSC | 6 | 6 | 6 | 6 | 6 |
|-----------|------------|------------|------------|------------|------------|
| Order no. | 146043-322 | 146023-422 | 146023-623 | 146043-324 | 146023-424 |
| Price | | | | | |

+ Steel panels

| Optional: | | | | | |
|-----------------|------------|------------|------------|------------|------------|
| + Order no. | + 6900-401 | + 6900-402 | + 6900-402 | + 6900-401 | + 6900-402 |
| + Addtl. charge | | | | | |



Our interior dimension specifications generally indicate the **usable dimensions** (e.g. from the suspension point of the DIN A4 size suspension file to the next lower panel or drawer bottom).

The usable dimensions from the suspension point to the next **higher** panel are indicated in the drawing above.

Based on applicable standards and guidelines (e.g. EN 14073-2), cabinets must be secured against tipping. There are two convenient options for this:



- 1 Using a **wall mounting** option (please use screws and dowels that are suitable for the respective type of wall)
- 2 using an additional **counterweight**

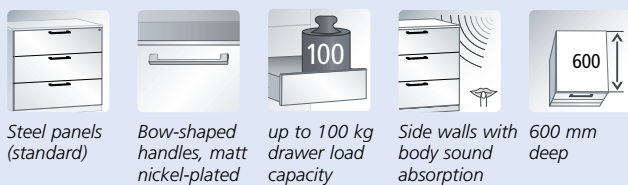
+ Additional counterweight

if wall mounting is not possible, cannot be fitted retroactively

| for cabinet width | 800 | 1200 | 800 | 1200 |
|--------------------------|-----------|-----------|-----------|-----------|
| for cabinet height | 1010 | 1010 | 1310 | 1310 |
| load capacity per drawer | 50 kg | 50 kg | 50 kg | 50 kg |
| + Order no. | + 6700-01 | + 6700-01 | + 6900-01 | + 6900-01 |
| + Addtl. charge | | | | |

The drawer and filing cabinets offer:

- **600 mm deep, includes panels and tops as a standard, made of steel, 7 mm thick**
- Sturdy steel construction with high-quality enamel coating
- Body with double-walled drawer fronts, housing with body sound absorption for pleasant sound behavior
- Fully extensible pull-outs on sturdy telescopic rails (5 year guarantee), with anti-tilt mechanism and self-closing system
- Central locking system and exchangeable lock cylinder with 2 keys
- For suspension files, index cards, or special filing materials
- Each index row with 3 suspension plates
- Different fronts (steel, wood) and tops can be matched to the steel body
- Bow-shaped handles, matt nickel-plated
- Standard level adjustment
- High-quality, self-adhesive plastic label holder with labeling plate (1 supplied for each drawer)
- Drawers and hanging frames in black gray RAL 7021
- Standard with gliders (floor protection)
- Load capacity per drawer:
60 kg with standard rails
100 kg with HD rails (heavy duty, see page 375)



Filing cabinets 600 mm deep

with **closed** hanging frame
for **DIN A4 suspension files**, fully extensible,
incl. steel top 7 mm thick

1. Dimensions and panel material

Steel panels (standard)

| | 440 | 440 | 440 | 562 | |
|---------------------------|-----------------|-----------------|-----------------|-----------------|--|
| Width | 440 | 440 | 440 | 562 | |
| Depth | 600 | 600 | 600 | 600 | |
| Height | 698 | 998 | 1298 | 1298 | |
| Interior dimensions HxWxD | 240 x 330 x 498 | 240 x 330 x 498 | 240 x 330 x 498 | 345 x 451 x 518 | |
| Tracks | 1-row | 1-row | 1-row | 1-row | |
| Drawers | 2 x 6 HU | 3 x 6 HU | 4 x 6 HU | 3 x 8 HU | |
| for suspension files | DIN A4 | DIN A4 | DIN A4 | DIN A3 | |
| CSC | 4 | 4 | 5 | 5 | |
| Order no. | 146275-211 | 146245-311 | 146225-411 | 146224-301 | |
| Price | | | | | |



Optional:
+ Order no.
+ Addtl. charge

+ 6400-410

+ 6400-411

+ 6400-412

+ 6700-412

2. Body and panel color (for steel panels)



Please select (see end of catalog for color overview) 491

3. Panel/top decor (for wood decor panels)



Please select (see end of catalog for color overview) 491



Accessories

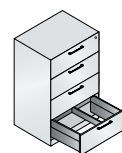
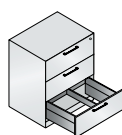
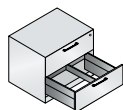
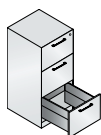

Soft-stop, tops 375

Based on applicable standards and guidelines (e.g. EN 14073-2), cabinets must be secured against tipping. There are two convenient options for this:



- 1 Using a **wall mounting*** option or
- 2 with additional **counterweight**

Drawer and filing cabinets 600 mm deep



Cabinet heights
for tops in

Steel
(standard)

1298 mm
998 mm
698 mm

or

MCPB (see
page 375)

1310 mm
1010 mm
710 mm

1.

| 562 | 800 | 800 | 800 |
|-------------------|-------------------|-------------------|-------------------|
| 600 | 600 | 600 | 600 |
| 1298 | 698 | 998 | 1298 |
| 345 x 402 x 518 | 240 x 330 x 498 | 240 x 330 x 498 | 240 x 330 x 498 |
| 1-row | 2-row | 2-row | 2-row |
| 3 x 8 HU | 2 x 6 HU | 3 x 6 HU | 4 x 6 HU |
| EDP 12" | DIN A4 | DIN A4 | DIN A4 |
| 5 | 5 | 6 | 6 |
| 146224-331 | 146273-212 | 146243-312 | 146223-412 |

+

+ 6700-412

+ 6900-410

+ 6900-411

+ 6900-412

+


Additional counterweight

for cabinets with standard runners if wall mounting is not possible, cannot be fitted retroactively

| for cabinet width | 440 | 562 | 800 | 440 | 800 | 440 | 562 | 800 |
|--------------------------|-----------|-----------|-----------|-----------|-----------|-----------|-----------|-----------|
| for cabinet height | 698 | 698 | 698 | 998 | 998 | 1298 | 1298 | 1298 |
| load capacity per drawer | 35 kg | 35 kg | 50 kg | 35 kg | 50 kg | 50 kg | 50 kg | 50 kg |
| + Order no. | + 6400-01 | + 6700-01 | + 6900-01 | + 6400-01 | + 6900-01 | + 6400-01 | + 6700-01 | + 6900-01 |
| + Addtl. charge | | | | | | | | |

*The fastening method depends on the wall material. Please use screws and dowels that are suitable for the respective type of wall (not included).

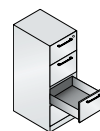
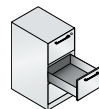
C 3000 ASISTO



Card-index cabinets

600 mm deep

for **DIN A4** and **DIN A3** index cards,
drawers fully extensible,
incl. steel top 7 mm thick



1. Dimensions and panel material

Steel panels (standard)



| | 440 | 440 | 440 | |
|---------------------------|------------------|------------------|------------------|--|
| Width | 440 | 440 | 440 | |
| Depth | 600 | 600 | 600 | |
| Height | 698 | 998 | 1298 | |
| Interior dimensions HxWxD | 285 x 300 x 518 | 285 x 300 x 518 | 285 x 300 x 518 | |
| Tracks | 1-row | 1-row | 1-row | |
| Drawers | 2 x 6 HU | 3 x 6 HU | 4 x 6 HU | |
| for index cards | DIN A4 landscape | DIN A4 landscape | DIN A4 landscape | |
| CSC | 4 | 4 | 5 | |
| Order no. | 146275-221 | 146245-321 | 146225-421 | |
| Price | | | | |



Wood decor panels



| | | | | |
|-----------------|------------|------------|------------|--|
| Optional: | | | | |
| + Order no. | + 6400-410 | + 6400-411 | + 6400-412 | |
| + Addtl. charge | | | | |

2. Body and panel color (for steel panels)

Please select (see end of catalog for color overview) **491**

3. Panel/top decor (for wood decor panels)

Please select (see end of catalog for color overview) **491**

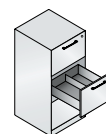
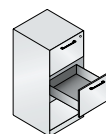
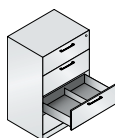
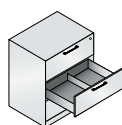
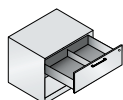
Drawer cabinets 600 mm deep



Order no. 146224-321




Order no. 146243-322
+ 69011-000 (MCPB top, optional)



| 1. | 800 | 800 | 800 | 562 | 562 |
|----|------------------|------------------|------------------|------------------|-----------------|
| | 600 | 600 | 600 | 600 | 600 |
| | 698 | 998 | 1298 | 1298 | 1298 |
| | 285 x 300 x 518 | 285 x 300 x 518 | 285 x 300 x 518 | 390 x 429 x 518 | 390 x 214 x 518 |
| | 2-row | 2-row | 2-row | 1-row | 2-row |
| | 2 x 6 HU | 3 x 6 HU | 4 x 6 HU | 3 x 8 HU | 3 x 8 HU |
| | DIN A4 landscape | DIN A4 landscape | DIN A4 landscape | DIN A3 landscape | DIN A4 portrait |
| | 5 | 6 | 6 | 5 | 5 |
| | 146273-222 | 146243-322 | 146223-422 | 146224-321 | 146224-322 |
| + | + 6900-410 | + 6900-411 | + 6900-412 | + 6700-412 | + 6700-412 |

+ **Tops*** MCPB (wood decor) instead of steel top..... 375

+ **Accessories** Central locking system with exchangeable cylinder..... 374



Central locking system with exchangeable cylinder:

Compatible with many other pieces of C+P furniture. Perfect for organizing lock groups at a later time.

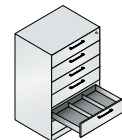
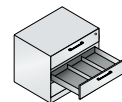
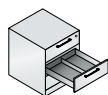
* Cabinet heights incl. MCPB tops each + 12 mm

CSC = color surcharge code number MCPB = Melamine coated particle board

Card-index cabinets

600 mm deep

for **DIN A5 index cards**, drawers fully extensible,
incl. steel top 7 mm thick



1. Dimensions and panel material

| | | | | |
|---------------------------|-------------------|-------------------|-------------------|-------------------|
| Width | 562 | 562 | 800 | 800 |
| Depth | 600 | 600 | 600 | 600 |
| Height | 698 | 1298 | 698 | 1298 |
| Interior dimensions HxWxD | 185 x 214 x 518 | 185 x 214 x 518 | 185 x 214 x 518 | 185 x 214 x 518 |
| Tracks | 2-row | 2-row | 3-row | 3-row |
| Drawers | 3 x 4 HU | 6 x 4 HU | 3 x 4 HU | 6 x 4 HU |
| for index cards | DIN A5 landscape | DIN A5 landscape | DIN A5 landscape | DIN A5 landscape |
| CSC | 4 | 5 | 5 | 6 |
| Order no. | 146274-322 | 146224-622 | 146273-323 | 146223-623 |
| Price | | | | |

Steel panels (standard)



Wood decor panels



Optional:
+ Order no.
+ Addtl. charge

+ 6700-410

+ 6700-412

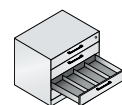
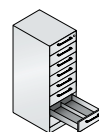
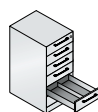
+ 6900-410

+ 6900-412

Card-index cabinets

600 mm deep

for **DIN A6 index cards**, drawers fully extensible,
also for **microfilm jackets/microfiches**,
incl. steel top 7 mm thick



1. Dimensions and panel material

| | | | | |
|---------------------------|-------------------|-------------------|-------------------|-------------------|
| Width | 440 | 440 | 440 | 800 |
| Depth | 600 | 600 | 600 | 600 |
| Height | 698 | 998 | 1298 | 698 |
| Interior dimensions HxWxD | 130 x 155 x 518 | 130 x 155 x 518 | 130 x 155 x 518 | 130 x 155 x 518 |
| Tracks | 2-row | 2-row | 2-row | 4-row |
| Drawers | 4 x 3 HU | 6 x 3 HU | 8 x 3 HU | 4 x 3 HU |
| for index cards | DIN A6 landscape | DIN A6 landscape | DIN A6 landscape | DIN A6 landscape |
| CSC | 4 | 4 | 5 | 5 |
| Order no. | 146275-422 | 146245-622 | 146225-822 | 146273-424 |
| Price | | | | |

Steel panels (standard)



Wood decor panels



Optional:
+ Order no.
+ Addtl. charge

+ 6400-410

+ 6400-411

+ 6400-412

+ 6900-410

2. Body and panel color (for steel panels)



Please select (see end of catalog for color overview)

491

3. Panel/top decor (for wood decor panels)



Please select (see end of catalog for color overview)

491

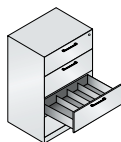
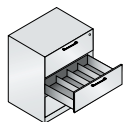
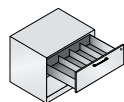
tops*

MCPB (wood decor) instead of steel top

375

* Cabinet heights incl. MCPB tops each + 12 mm

Drawer cabinets 600 mm deep



1.

| 800 | 800 | 800 |
|-----------------|-----------------|-----------------|
| 600 | 600 | 600 |
| 698 | 998 | 1298 |
| 285 x 155 x 518 | 285 x 155 x 518 | 285 x 155 x 518 |
| 4-row | 4-row | 4-row |
| 2 x 6 HU | 3 x 6 HU | 4 x 6 HU |
| DIN A5 portrait | DIN A5 portrait | DIN A5 portrait |

5
146273-224

6
146243-324

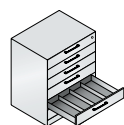
6
146223-424

+

+ 6900-410

+ 6900-411

+ 6900-412



1.

| 800 | 800 |
|------------------|------------------|
| 600 | 600 |
| 998 | 1298 |
| 130 x 155 x 518 | 130 x 155 x 518 |
| 4-row | 4-row |
| 6 x 3 HU | 8 x 3 HU |
| DIN A6 landscape | DIN A6 landscape |


6
146243-624

6
146223-824

+

+ 6900-411

+ 6900-412



Central locking system with exchangeable cylinder:

Compatible with many other pieces of C+P furniture. Perfect for organizing lock groups at a later time.

Accessories

Central locking system with exchangeable cylinder..... **374**



Order no. 146243-324
+ 69011-000
(MCPB top, optional)




Order no. 146224-622



Order no. 146223-824



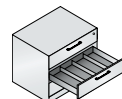
Interior of cabinet for CDs / DVDs in jewel case



Tray for microfilm roll boxes

Drawer cabinets 600 mm deep for CDs and DVDs

Drawers fully extensible, suitable for CDs/DVDs in W 142 x D 10 x H 125 mm format (jewel case) or W 142 x D 5 x H 125 mm format (slim case), incl. steel top 7 mm thick



1. Dimensions and panel material

| | 800 | 800 |
|---------------------------|---|--|
| Width | 600 | 600 |
| Depth | 600 | 600 |
| Height | 698 | 1298 |
| Interior dimensions HxWxD | 185 x 154 x 514 | 185 x 154 x 514 |
| Tracks | 4-row | 4-row |
| Drawers | 3 x 4 HU | 6 x 4 HU |
| holds | 360 units in jewel case or 720 units in slim case | 720 units in jewel case or 1440 units in slim case |
| Steel panels (standard) | | |
| CSC | 5 | 6 |
| Order no. | 146273-324 | 146223-624 |
| Price | | |



Wood decor panels

Optional:
+ Order no.
+ Addtl. charge

+ 6900-410

+ 6900-412

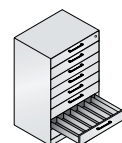


Please specify your project requirements when inquiring about cabinets with interior fittings for DVDs in W 135 x D 14 x H 190 mm!

Drawer cabinets 600 mm deep for microfilm roll boxes*

Drawers fully extensible, for microfilm roll boxes 16 or 35 mm, incl. steel top 7 mm thick

Number of boxes per drawer:
16 mm roll film: 108 boxes
35 mm roll film: 60 boxes



1. Dimensions and panel material

| | 800 | 800 |
|---------------------------|-----------------|-----------------|
| Width | 600 | 600 |
| Depth | 600 | 600 |
| Height | 998 | 1298 |
| Interior dimensions HxWxD | 135 x 100 x 485 | 135 x 100 x 485 |
| Tracks | 6-row | 6-row |
| Drawers | 6 x 3 HU | 8 x 3 HU |
| Steel panels (standard) | | |
| CSC | 6 | 6 |
| Order no. | 146243-600 | 146223-800 |
| Price | | |



Wood decor panels

Optional:
+ Order no.
+ Addtl. charge

+ 6900-411

+ 6900-412

* For drawer cabinets for microfilm roll boxes
(or for jackets/microfiches) see

370

Drawer cabinets with special fittings 600 mm deep



2. Body and panel color (for steel panels)

☐ ☐ ☐ ☐ ☐ ☐ ☐ ☐ Please select (see end of catalog for color overview) .. **491**

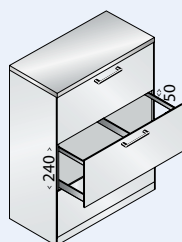
3. Panel/top decor (for wood decor panels)

☐ ☐ ☐ ☐ ☐ ☐ ☐ ☐ Please select (see end of catalog for color overview) .. **491**

+ Tops*

MCPB (wood decor) instead of steel top..... **375**

* Cabinet heights incl. MCPB top each + 12 mm



Our interior dimension specifications generally indicate the **usable dimensions** (e.g. from the suspension point of the DIN A4 size suspension file to the next lower panel or drawer bottom).




The usable dimensions from the suspension point to the next **higher** panel are indicated in the drawing above.




for 435 mm deep cabinets

Suspension
plates

individual



| | | | |
|--------------|---|---|---|
| |  |  |  |
| | for DIN A5 size landscape index cards | for DIN A5 portrait index cards | for DIN A4 landscape index cards |
| Panel height | 4 HU | 6 HU | 6 HU |
| Order no. | 146000-750 | 146000-751 | 146000-740 |
| Price | | | |

Alternative
topsas solid-core/phenolic HPL top,
instead of the MCPB top

| | | | | |
|---|-----------------------------|-------------------|-------------------|-------------------|
|  | Top design 398 | for cabinet width | 800 | 1200 |
| | | Depth | 435 | 435 |
| | | Thickness 13 mm | | |
| | | Order no. | 140003-130 | 140001-130 |
| Phenolic HPL | | + Addtl. charge | | |

Dividers

Vertical fixed
link
for reducing the
track width of the
hanging frameIndex row plates
1 set (2 units),
suitable for all
models with full
drawer bottoms

| | | |
|-----------|--|--|
| |  |  |
| Length | 330 | 312 |
| Order no. | 146000-707 | 146000-706 |
| Price | | |

for 435 and 600 mm deep cabinets



Label frames

made of plastic,
per unit

Standard
for supplementing the
supplied labeling plates
(1 per drawer is standard).
Color black, incl. label
and transparent cover

Comfort
for alternative additional drawer
labeling. Color black,
incl. label and transparent cover



| | | | |
|--------------|----------------|----------------|----------------|
| Design | self-adhesive | self-adhesive | magnetic |
| H x W x D | 26 x 76 x 4 | 39 x 114 x 5 | 39 x 114 x 5 |
| Window H x W | 17 x 67 | 30 x 105 | 30 x 105 |
| Order no. | 6103-13 | 6103-11 | 6103-12 |
| Price | | | |

Exchangeable
cylinderwith 2 keys,
nickel-plated

| | |
|-----------|----------------|
| Order no. | 2025-02 |
| Price | |

Single/spare key

per unit






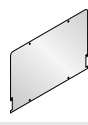

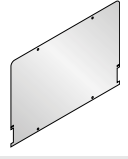
| | |
|-----------|----------------|
| Order no. | 0005-10 |
| Price | |

Accessories for drawer and filing cabinets

for 600 mm deep cabinets




Suspension plates

individual

| | | | | | | |
|--------------|---|---|---|--|---|---|
| |  |  |  |  |  |  |
| | for DIN A6 landscape index cards | for DIN A5 landscape index cards | for DIN A5 portrait index cards | for DIN A4 landscape index cards | for DIN A4 portrait index cards | for DIN A3 landscape index cards |
| Panel height | 3 HU | 4 HU | 6 HU | 6 HU | 8 HU | 8 HU |
| Order no. | 6496-10 | 6495-10 | 6495-20 | 6494-10 | 6494-20 | 6493-10 |
| Price | | | | | | |

Alternative MCPB tops



instead of the 7 mm thick steel top,
for top decor see end of catalog,
please specify with order

| | | | |
|-----------------|---|---|---|
| |  |  |  |
| Width | 440 | 562 | 800 |
| Depth | 600 | 600 | 600 |
| Thickness 25 mm | | | |
| Order no. | 64011-000 | 67011-000 | 69011-000 |
| + Addtl. charge | | | |

Dividers

Vertical fixed link
for reducing the
track width of the
hanging frame




Index row plates
1 set (2 units),
suitable for all
models with full
drawer bottoms

| | | |
|-----------|--|--|
| |  |  |
| Length | 520 | 527 |
| Order no. | 146200-710 | 6492-00 |
| Price | | |

Underframes

made of square profile

Standard black gray RAL 7021 (for alternative
coatings according to CSC, see end of catalog)

| | | | |
|-----------|---|---|---|
| |  |  |  |
| Width | 440 | 562 | 800 |
| Height | 150 | 150 | 150 |
| CSC | 3 | 3 | 3 |
| Order no. | 146200-700 | 146200-701 | 146200-702 |
| Price | | | |

Divider for mini DV

for retrofitting
drawers

| | |
|---------------------|-----------------|
| Dimension H x W x D | 130 x 155 x 518 |
| Order no. | 146200-720 |
| Price | |



Soft-stop

for an even softer
self-closing system

| | |
|-----------------|------------|
| Design | per drawer |
| Order no. | 146000-705 |
| + Addtl. charge | |



HD rail guide (heavy duty)

for an even higher load capacity

| | | |
|-----------------|------------|-------------------------------|
| Design | per drawer | per drawer incl. Soft-stop |
| Order no. | 146000-704 | 146000-703 |
| + Addtl. charge | | |



HPL = high-pressure laminate



For special requirements.

C 4000 CERTOS



The double-walled cabinets with protection against minor fires and attempted burglary..... 378

- Double-walled, sturdy steel construction with special insulating plates between the walls and high-quality enamel coating
- Double-bit safety lock with five-bolt lock system, with 2 keys
- Doors on sturdy exterior bolt hinges, convenient door opening angle of approx. 180°
- Protection against minor fires and attempted burglary
- Improved burglar-proof design thanks to over-extended metal frame covering the lock bolts
- Shelf load capacity 70 to 110 kg
- Optional electronic code lock
- Different dimension variants, designs, and interior fittings

Flame-resistant



Double-walled design



Tambour stopping in center



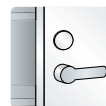
Self-closing system



Stackable



Safe lock



Electronic code lock



Flame-resistant cabinets
C 4000 **Certos**

•

•

-

-

-

•

optional

Tambour cabinets
Omnispace

-

-

•

-

-

-

-

Multi-drawer cabinets
7100 and 7200 series

-

-

-

•

•

-

-

Fire protection, tambour, and multi-drawer cabinets

OMNISPACE



Multi-drawer cabinets 7100 and 7200 series



The complete cost-effective tambour cabinet range for more room when space is limited.....382

- Body in sturdy steel construction with high-quality enamel coating
- Hook bolt lock with 2 keys
- Plastic tambour doors made of polypropylene with recessed grip, smooth and quiet functioning
- When the doors are open, the entire interior is accessible
- Standard with gliders (floor protection)
- Complete product line (different dimension variants and interior fittings for any requirement)
- Range of top and counter solutions

The universal drawer cabinets for everything that is flat388

- Sturdy steel construction with overlay drawer fronts and high-quality enamel coating
- Elegant and ergonomic bow-shaped handles, matt nickel-plated
- Central locking system with 2 keys
- Anti-tilt mechanism and standard with gliders (floor protection)
- **10 year guarantee** on the rail guide
- Drawer bottoms are stepped and can be divided, thus suitable for different applications
- Maximum shelf load capacity up to 40 kg
- Available in two standard sizes (DIN A1 and DIN A0) and two heights

| Recessed grip | Bow-shaped handles | Shelf load capacity (kg) | Drawer load capacity (in kg) | Usable size | Full extension for DIN A1 | Tilt resistance (anti-tilt mechanism) | Guarantee on rail guide | Different interior options |
|---------------|--------------------|--------------------------|------------------------------|-------------|---------------------------|---------------------------------------|-------------------------|----------------------------|
| - | - | 70-110 | - | - | - | - | - | • |
| • | - | 50-80 | - | - | - | - | - | • |
| - | matt nickel-plated | - | 40 | • | • | • | • | • |

C 4000 CERTOS

The C 4000 Certos offers:

- **Double-walled on all sides** (25 mm thick special insulating plates between the walls, category A1, non-flammable according to DIN 4102)
- Protection against minor fires and attempted burglary
- Hinged doors on sturdy bolt hinges at top and bottom, convenient door opening angle of approx. 180°
- Improved burglar-proof design thanks to sturdy door locks that snap into the side panels on the left and right
- Five-bolt bolt lock system (3 on the sides, 1 respectively at the top/bottom)
- Double-bit safety lock with 2 keys
- High load capacity of 70 kg per shelf, reinforcements see page 313
- Cabinet handles in black, also available silver anodized for an additional charge
- Lightweight cabinet for easier transport and rooms with limited floor load capacity
- For delivery see page 18 and 19



Flame-resistant



5-bolt bolt lock system



Double-walled design



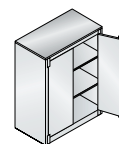
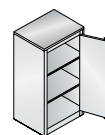
Safe lock



Flame-resistant

Hinged-door cabinets

Flame-resistant, incl. MCPB tops 19 mm thick for cabinets up to 1226 mm in height



1. Dimensions and design

| | 650 | 930 |
|---|------------------|------------------|
| Width | 650 | 930 |
| Depth | 500 | 500 |
| Height | 1226 | 1226 |
| Interior dimensions H x W x D | 1060 x 598 x 429 | 1060 x 878 x 429 |
| Security compartment dimensions H x W x D | - | - |
| Shelves | 2 | 2 |
| Binder heights | 3 | 3 |
| Weight | approx. 64 kg | approx. 84 kg |
| CSC | 7 | 7 |
| Order no. | 1160-000 | 1171-00 |
| Price | | |

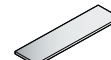
2. Body and door color



Please select (see end of catalog for color overview) 491

+ Additional shelves

Coated steel, 24 mm thick



Steel shelves

| | 597 x 428 | 877 x 428 |
|---------------|-----------|-----------|
| Width x depth | 597 x 428 | 877 x 428 |
| Order no. | + 1160-80 | + 1170-80 |
| Unit price | | |



Order no. 1160-000

Flame-resistant cabinets



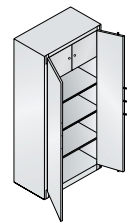
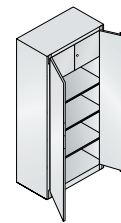
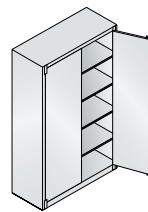
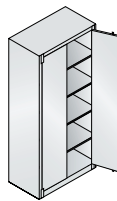
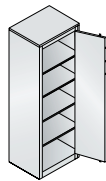
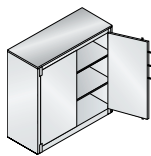
Bolt hinges at door in color of door



Security compartment in 1170-100



Order no. 1161-000



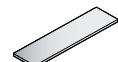
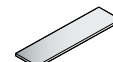
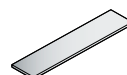
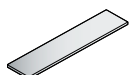
| 1. | 1200 | 650 | 930 | 1200 | 930 | 930 |
|----|-------------------|------------------|------------------|-------------------|---------------------------------|------------------------------------|
| | 500 | 500 | 500 | 500 | 500 | 500 |
| | 1226 | 1950 | 1950 | 1950 | 1950 | 1950 |
| | 1060 x 1148 x 429 | 1810 x 598 x 429 | 1810 x 878 x 429 | 1810 x 1148 x 429 | 1810 x 878 x 429 | 1810 x 878 x 429 |
| | - | - | - | - | 1 (two-door) 335 x 758 x 400 | 2 (single-door) 335 x 370 x 400 |
| | 2 | 4 | 4 | 4 | 3 | 3 |
| | 3 | 5 | 5 | 5 | 4 | 4 |
| | approx. 102 kg | approx. 92 kg | approx. 115 kg | approx. 140 kg | approx. 120 kg | approx. 123 kg |
| | 8 | 8 | 8 | 8 | 8 | 8 |
| | 1181-00 | 1161-000 | 1170-00 | 1180-00 | 1170-100 | 1170-200 |

3. Top decor



Please choose (see end of catalog for color overview) 491

+ Accessories Hanging frames, locks 381



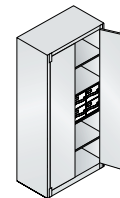
| | | | | | | |
|---|--------------------------------|-------------------------------|-------------------------------|--------------------------------|-------------------------------|-------------------------------|
| + | 1147 x 428 + 1180-80 | 597 x 428 + 1160-80 | 877 x 428 + 1170-80 | 1147 x 428 + 1180-80 | 877 x 428 + 1170-80 | 877 x 428 + 1170-80 |
|---|--------------------------------|-------------------------------|-------------------------------|--------------------------------|-------------------------------|-------------------------------|



Order no. 1170-504


Flame-resistant
Hinged-door cabinet

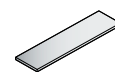
Flame-resistant, 8 sturdy plastic boxes in the center compartment, (data modules) with telescopic pull-outs for CDs/DVDs in jewel cases

**1. Dimensions and design**

| | |
|-------------------------------|------------------|
| Width | 930 |
| Depth | 500 |
| Height | 1950 |
| Interior dimensions H x W x D | 1810 x 878 x 429 |
| Security compartment | - |
| Shelves | 4 |
| Binder heights | 4 |
| Weight | approx. 123 kg |
| CSC | 8 |
| Order no. | 1170-504 |
| Price | |

+ Additional shelf

Steel coated



| | |
|-----------------|------------------|
| Width x depth | 877 x 428 |
| Thickness 24 mm | |
| Order no. | + 1170-80 |
| Unit price | |

2. Body / door color

Please choose (see end of catalog for color overview) ... **491**

3. Top decor

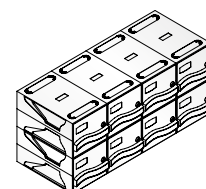
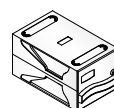
Please choose (see end of catalog for color overview) ... **491**

+ Accessories see right

Capacity per module
26 CDs/DVDs in jewel case

Data modules*

Color gray, with chrome-plated lock and 2 keys, separators and inscription fields



| Capacity per module | 26 CDs/DVDs in jewel case | 208 CDs/DVDs in jewel case |
|---------------------------------------|-------------------------------------|--------------------------------------|
| Dimensions of data carriers H x W x D | 165 x 195 x 325 | 335 x 780 x 325 |
| Order no. | 1050-7010 | 1050-7011 |
| Price | | |

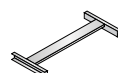
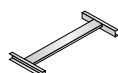
* The data modules can be connected vertically and horizontally.

Accessories for flame-resistant cabinets

Suspension bars

Elba/Leitz

Zippel

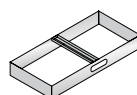
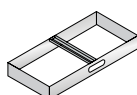


| for cabinet width | 930 | 1200 | 930 | 1200 |
|--------------------|---------|---------|---------|---------|
| inner useful width | 825 | 1095 | 825 | 1095 |
| Order no. | 1170-82 | 1180-82 | 1170-83 | 1180-83 |
| Price | | | | |



Hanging frame

fully extensible, on ball bearings,
color black gray, with 2 adjustable
dividers, including anti-tilt
mechanism, cannot be retrofitted

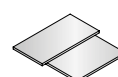
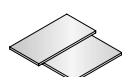


| for cabinet width | 930 | 1200 | 930 | 1200 |
|--------------------|-----------|-------------------------------|-------------------------------|-------------------------------|
| For cabinet depth | 500 | 500 | 500 | 500 |
| Inner useful depth | 328 | 328 | 400 | 400 |
| Tracks | 2-row | 2-row and 1 extra compartment | 1-row and 1 extra compartment | 1-row and 1 extra compartment |
| for files | DIN A4 | DIN A4 | EDP | EDP |
| Order no. | 1170-8110 | 1180-8110 | 1170-812 | 1180-812 |
| Price | | | | |



Rack

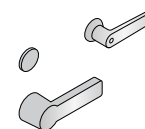
extensible



| for cabinet width | 930 | 1200 |
|-------------------|----------|----------|
| Order no. | 1170-871 | 1180-871 |
| Price | | |



Additional accessories



| Design | Electronic lock | Lock with third key | Single key | Handle silver anodized | Double lock |
|-----------------|--|---------------------------------|-------------------------------|------------------------------------|----------------------------------|
| | in black (instead of double-bit lock) | (when ordered with the cabinet) | (when placing a repeat order) | (instead of black standard design) | (longer delivery times possible) |
| Order no. | 1131-02 | 1128-34 | 1128-3399 | 1170-701 | 1108-00 |
| + Addtl. charge | | | | | |

OMNISPACE

The Omnispac series offers:

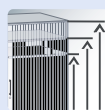
- Body in sturdy steel construction with high-quality enamel coating
- Planning dimensions 600, 800, 1000, and 1200 mm
- Tambour doors consist of full-length, flexible plastic mats (polypropylene) with a practical recessed grip for easy operation
- Smooth and quiet functioning
- No assembly required – tambour cabinets are delivered pre-assembled
- Standard with gliders (floor protection)
- Load capacity of 50 kg per shelf
- Hook bolt lock with 2 keys
- Very flexible arrangement of the interior fittings thanks to height adjustability in 15 mm steps
- Color of body and interior walls generally the same
- Shelves always in black gray RAL 7021
- Standard level adjustment



Doors stopping in the center




Product line Width



Product line Height



Full access to the interior

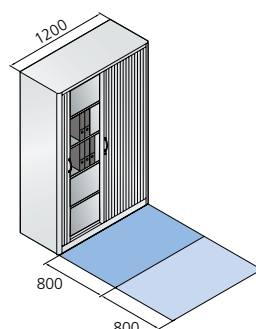


Tambour cabinets

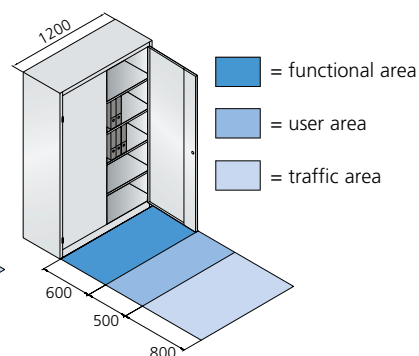


Order no. 3202-00

Tambour cabinet



For comparison: Hinged-door cabinet



Sample visualization of the functional floor space required by space-saving cabinet types

(The example does not take into account the possibility of overlapping traffic areas according to regulations)

Tambour cabinets

1. Dimensions and design



| | 600 | 600 | 800 | 1000 | 1200 |
|---------------------------|-------------------------------|--------------------------------|------------------|------------------|-------------------|
| Width | 600 | 600 | 800 | 1000 | 1200 |
| Depth | 420 | 420 | 420 | 420 | 420 |
| Height | 1980 | 1980 | 1980 | 1980 | 1980 |
| Interior dimensions HxWxD | 1836 x 493 x 385 | 1836 x 493 x 385 | 1836 x 651 x 385 | 1836 x 851 x 385 | 1836 x 1051 x 385 |
| Shelves | 4 | 4 | 4 | 4 | 4 |
| Binder heights | 5 | 5 | 5 | 5 | 5 |
| Description | Tambour door stopping on left | Tambour door stopping on right | - | - | - |
| CSC | 5 | 5 | 5 | 6 | 6 |
| Order no. | 3200-00L | 3200-00R | 3201-00 | 3202-00 | 3203-00 |
| Price | | | | | |

2. Body color



Please choose:

White, light gray, black gray, white aluminum..... [386](#)

+ Top cabinets [386](#)

3. Tambour fronts



Please choose:

White, light gray, black gray, white aluminum..... [386](#)

+ Accessories [387](#)

Fully extendable wardrobe rail

Ordering steps: 1. Dimensions and design

2. Body color

3. Tambour fronts

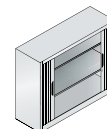
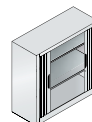
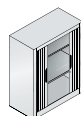
+ Options

Tambour cabinets

1. Dimensions and design



| | | | |
|---------------------------|-----------------------|-----------------------|-----------------------|
| Width | 800 | 1000 | 1200 |
| Depth | 420 | 420 | 420 |
| Height | 1030 | 1030 | 1030 |
| Interior dimensions HxWxD | 886 x 651 x 385 | 886 x 851 x 385 | 886 x 1051 x 385 |
| Shelves | 2 | 2 | 2 |
| Binder heights | 2 + extra compartment | 2 + extra compartment | 2 + extra compartment |
| CSC | 4 | 5 | 5 |
| Order no. | 3241-00 | 3242-00 | 3243-00 |
| Price | | | |



1. Dimensions and design



| | | | |
|---------------------------|-----------------------|-----------------------|-----------------------|
| Width | 800 | 1000 | 1200 |
| Depth | 420 | 420 | 420 |
| Height | 1345 | 1345 | 1345 |
| Interior dimensions HxWxD | 1201 x 651 x 385 | 1201 x 851 x 385 | 1201 x 1051 x 385 |
| Shelves | 3 | 3 | 3 |
| Binder heights | 3 + extra compartment | 3 + extra compartment | 3 + extra compartment |
| CSC | 4 | 5 | 5 |
| Order no. | 3221-00 | 3222-00 | 3223-00 |
| Price | | | |



+ Tops

MCPB,
please specify top decor



| | | | |
|-------------------|-------------|-------------|-------------|
| for cabinet width | 800 | 1000 | 1200 |
| Depth | 420 | 420 | 420 |
| Thickness 25 mm | | | |
| + Order no. | + 3212-0800 | + 3212-1000 | + 3212-1200 |
| + Addtl. charge | | | |



2. Body color



Please choose:
White, light gray, black gray, white aluminum..... **386**

3. Tambour fronts



Please choose:
White, light gray, black gray, white aluminum..... **386**

4. Top decor



Please choose:
White decor, royal maple decor,
light gray decor **386**

+ Accessories

Suspension bars..... **387**

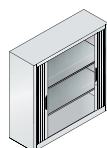
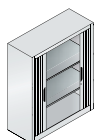


Standard level adjustment:

For Omnispace tambour cabinets,
height adjustable up to 10 mm
- easy to access
- easy to adjust

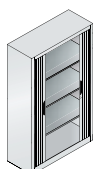
CSC = color surcharge code number
MCPB = Melamine coated particle board

Tambour cabinets



1.

| 800 | 1000 | 1200 |
|------------------|------------------|-------------------|
| 420 | 420 | 420 |
| 1230 | 1230 | 1230 |
| 1086 x 651 x 385 | 1086 x 851 x 385 | 1086 x 1051 x 385 |
| 2 | 2 | 2 |
| 3 | 3 | 3 |
| 4 | 5 | 5 |
| 3231-00 | 3232-00 | 3233-00 |



1.

| 800 | 1000 | 1200 |
|------------------|------------------|-------------------|
| 420 | 420 | 420 |
| 1660 | 1660 | 1660 |
| 1516 x 651 x 385 | 1516 x 851 x 385 | 1516 x 1051 x 385 |
| 3 | 3 | 3 |
| 4 | 4 | 4 |
| 5 | 6 | 6 |
| 3211-00 | 3212-00 | 3213-00 |



Order no. 3213-00



Order no. 3222-00
+ 3212-1000 (top)








Order no. 3233-00
+ 3212-1200 (top)



Top cabinets with tambours

1. Dimensions and design



| |  |  |  |  |  |
|---------------------------|---|---|---|---|---|
| Width | 600 | 600 | 800 | 1000 | 1200 |
| Depth | 420 | 420 | 420 | 420 | 420 |
| Height | 450 | 450 | 450 | 450 | 450 |
| Interior dimensions HxWxD | 356 x 493 x 385 | 356 x 493 x 385 | 356 x 651 x 385 | 356 x 851 x 385 | 356 x 1051 x 385 |
| Description | Tambour door stopping on left | Tambour door stopping on right | - | - | - |
| CSC | 3 | 3 | 3 | 3 | 3 |
| Order no. | 3260-00L | 3260-00R | 3261-00 | 3262-00 | 3263-00 |
| Price | | | | | |

+ Wall mounting



Customer must provide wall mounting for top cabinets

Desk-high cabinets

incl. MCPB tops
25 mm thick

1. Dimensions and design



| |  |  |
|---------------------------|---|---|
| Width | 800 | 1200 |
| Depth | 420 | 420 |
| Height | 720 | 720 |
| Interior dimensions HxWxD | 596 x 651 x 385 | 596 x 1051 x 385 |
| Shelves | 1 | 1 |
| Binder heights | 1 + extra compartment | 1 + extra compartment |
| CSC | 3 | 4 |
| Order no. | 3251-00 | 3253-00 |
| Price | | |



2. Body color



Please choose: White, Light gray, Black gray, white aluminumsee below

4. Top decor



Please choose:
White decor, royal maple decor, light gray decorsee below

3. Tambour fronts



Please choose: White, Light gray, Black gray, white aluminumsee below

+ Accessories

Binder supportsee right

Available colors and materials

Available body colors (Please note: addtl. charge for body in traffic white and white aluminum*, see table on bottom right)



Traffic white



Light gray



Black gray



White aluminum



White



Light gray



Black gray



White aluminum

The smooth-running plastic tambour mats are made of polypropylene and are available for all cabinet heights in the following colors at no extra cost:

Tops

25 mm thick with 3 mm edge band available in 4 decors:



White decor DBS011

Royal maple decor DBS014

Light gray decor DBS013

*Addtl. charge for varnished body

in traffic white RAL 9016 and white aluminum RAL 9006

| | |
|--------|--|
| CSC 3: | |
| CSC 4: | |
| CSC 5: | |
| CSC 6: | |

Accessories for tambour cabinets

Additional shelves

Steel coated,
black gray (standard)



Steel shelves

| | | | | |
|-------------------|----------------|----------------|----------------|----------------|
| | | | | |
| for cabinet width | 600 | 800 | 1000 | 1200 |
| Width x depth | 493 x 360 | 651 x 360 | 851 x 360 | 1051 x 360 |
| Thickness 24 mm | | | | |
| Order no. | 3200-80 | 3201-80 | 3202-80 | 3203-80 |
| Price | | | | |

Suspension bars

(Suspension bars from
other systems on request)



| | | | | | | | | |
|-------------------|----------------|----------------|----------------|----------------|----------------|----------------|----------------|----------------|
| | Elba/Leitz | | | | Zippel | | | |
| | | | | | | | | |
| for cabinet width | 600 | 800 | 1000 | 1200 | 600 | 800 | 1000 | 1200 |
| Order no. | 3200-82 | 3201-82 | 3202-82 | 3203-82 | 3200-83 | 3201-83 | 3202-83 | 3203-83 |
| Price | | | | | | | | |

Hanging frame

fully extensible,
max. 4 hanging frames
per cabinet possible,
Color black gray RAL 7021



| | | | | | | |
|-------------------|--|--|-----------------|--|-----------------|--|
| | for DIN A4 suspension files (incl. anti-tilt mechanism) | | | | | |
| | | | | | | |
| For cabinet width | 800 | | 1000 | | 1200 | |
| Tracks | 1-row | | 2-row | | 3-row | |
| Order no. | 3201-811 | | 3202-811 | | 3203-811 | |
| Price | | | | | | |

Wardrobe rail

extensible, below
the storage shelf



| | | |
|-------------------|----------------------|--|
| | without coat hangers | |
| | | |
| for cabinet width | 600 | |
| Order no. | 3200-88 | |
| Price | | |

Binder support

attachable,
suitable for
all shelves



Order no. **3200-701**
Price

Single/ spare key



Order no. **3200-7027**
Price*

* when ordered with cabinet

Lock


**simultaneous
locking**



Order no. **3200-7021**
Price*

* when ordered with cabinet

7100 and 7200 series



For every
application.



*Drawing storage for watches (with C+P
foam rubber mat)*

Multi-drawer cabinets



C+P multi-drawer cabinets inspire. They can be used for almost any imaginable solution thanks to the stepped horizontal and vertical dividers. They are only available from C+P.



Drawing storage for coins



*Drawing storage for sample collections
(with C+P divider)*



*Drawing storage for office supplies
(with C+P divider)*



Drawing storage for collections

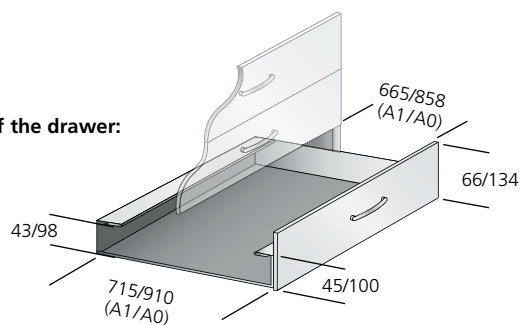
7100 and 7200 series

The multi-drawer cabinet offers:

The universal drawer cabinets for everything that is flat

- e.g. for posters, graphic prints (studios), etc.
- All drawers with pressure device at the front and with cover strip at the back
- Sturdy steel construction with overlay drawer fronts and high-quality enamel coating
- Many combination options thanks to optional base and tops
- Elegant and ergonomic bow-shaped handles, matt nickel-plated
- Central locking system with 2 keys
- Anti-tilt mechanism and standard gliders (floor protection)
- **10 year guarantee** on the rail guide
- Drawers with self-closing system, in DIN A1 size fully extensible
- Drawer bottoms are stepped and can be divided, thus suitable for different applications
- Maximum shelf load capacity up to 40 kg
- Available in two standard sizes (DIN A1 and DIN A0) and two heights

Cross section of the drawer:



Explanation of the inside dimensions:

Standard design

45 mm = Height of the drawer pan

43 mm = Internal height of the drawer pan

66 mm = Exterior panel height

55 mm = Interior height of the drawer

Design with tall drawer pan and double panel height

(addtl. charge model 7000-80, see bottom of page 392)

100 mm = Height of the drawer pan

98 mm = Internal height of the drawer pan

134 mm = Exterior panel height

120 mm = Interior height of the drawer



10 year guarantee



Self-closing system



40 kg drawer load capacity



Full extension for DIN A1



Tilt resistance (anti-tilt mechanism)



Stackable



Usable size



Interior and accessories



Multi-drawer cabinets



Order no. 7100-000 + 7101-000
+ 7105-000 (top)
+ 7103-000 (base)

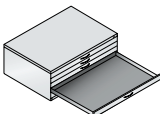
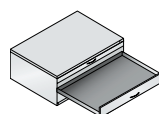
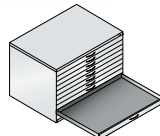
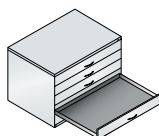
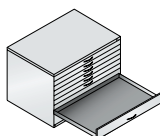
Order no. 7101-000
+ 7105-000 (top)
+ 7103-000 (base)



Multi-drawer cabinets 7100 series

for formats up to **DIN A1**, central locking,
with **fully** extensible drawers

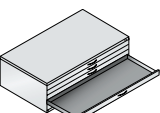
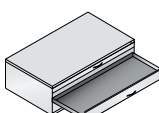
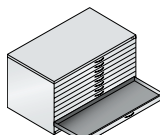
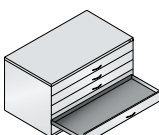
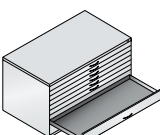
1. Dimensions and design

| |  |  |  |  |  |
|--------------------------------------|--|--|---|--|--|
| Width | 1100 | 1100 | 1100 | 1100 | 1100 |
| Depth | 765 | 765 | 765 | 765 | 765 |
| Height | 420 | 420 | 760 | 760 | 760 |
| Drawer interior dimensions H x W x D | 45/55 x 1005 x 710 | 45/55/120 x 1005 x 710 | 45/55 x 1005 x 710 | 45/120 x 1005 x 710 | 45/55/120 x 1005 x 710 |
| Description | 5 drawers with regular panel height | 3 drawers, 1 with regular, 2 with double panel height | 10 drawers with regular panel height | 5 drawers with double panel height | 8 drawers, 6 with regular, 2 with double panel height |
| CSC | 7 | 7 | 10 | 10 | 10 |
| Order no. | 7100-000 | 7100-100 | 7101-000 | 7101-100 | 7101-200 |
| Price | | | | | |

Multi-drawer cabinets 7200 series

for formats up to **DIN A0**, central locking,
with **4/5** extensible drawers

1. Dimensions and design

| |  |  |  |  |  |
|--------------------------------------|---|---|--|---|---|
| Width | 1350 | 1350 | 1350 | 1350 | 1350 |
| Depth | 960 | 960 | 960 | 960 | 960 |
| Height | 420 | 420 | 760 | 760 | 760 |
| Drawer interior dimensions H x W x D | 45/55 x 1255 x 905 | 45/55/120 x 1255 x 905 | 45/55 x 1255 x 905 | 45/120 x 1255 x 905 | 45/55/120 x 1255 x 905 |
| Description | 5 drawers with regular panel height | 3 drawers, 1 with regular, 2 with double panel height | 10 drawers with regular panel height | 5 drawers with double panel height | 8 drawers, 6 with regular, 2 with double panel height |
| CSC | 9 | 9 | 12 | 12 | 12 |
| Order no. | 7200-000 | 7200-100 | 7201-000 | 7201-100 | 7201-200 |
| Price | | | | | |

2. Body and panel color



Please select (see end of catalog for color overview) 491

+ Accessories 392

Ordering steps:

1. Dimensions and design

2. Body and panel color

+ Options

CSC = color surcharge code number

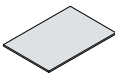
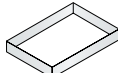
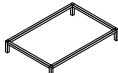
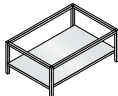
www.cp-furniture.com



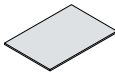
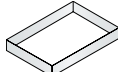
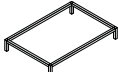
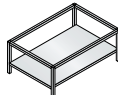
391

7100 and 7200 series






Tops, bases, and underframes for 7100 series

| | MCPB top approx. 25 mm thick (please specify decor, see end of catalog for decor overview) | Base for cabinet section with drawers, locks into the cabinet base on all sides, recessed approx. 15 mm at the front, please specify color | Base made of square profile without an intermediate shelf, please specify color | Underframe made of square profile with an intermediate shelf, please specify color |
|----------------------|---|---|--|---|
| |  |  |  |  |
| Dimensions H x W x D | 25 x 1100 x 765 | 100 x 1100 x 750 | 150 x 1100 x 750 | 445 x 1100 x 750 |
| CSC | - | 1 | 3 | 4 |
| Order no. | 7105-000 | 7103-000 | 7106-000 | 7104-000 |
| Price | | | | |

Tops, bases, and underframes for 7200 series

| | MCPB top approx. 25 mm thick (please specify decor, see end of catalog for decor overview) | Base for cabinet section with drawers, locks into the cabinet base on all sides, recessed approx. 15 mm at the front, please specify color | Base made of square profile without an intermediate shelf, please specify color | Underframe made of square profile with an intermediate shelf, please specify color |
|----------------------|---|---|--|---|
| |  |  |  |  |
| Dimensions H x W x D | 25 x 1350 x 960 | 100 x 1350 x 945 | 150 x 1350 x 945 | 445 x 1350 x 945 |
| CSC | - | 1 | 3 | 5 |
| Order no. | 7205-000 | 7203-000 | 7206-000 | 7204-000 |
| Price | | | | |





Compartment dividers for DIN A0 size drawers

| | | | | |
|---|---|---|---|---|
|  |  |  |  |  |
| Number of compartments | 2 x DIN A1 | 4 x DIN A2 | 8 x DIN A3 | 16 x DIN A4 |
| Maximum compartment dimensions per divider W x D | 620 x 890 | 620 x 440 | 305 x 440 | 305 x 220 |
| Order no. | 0202-00 | 0204-00 | 0208-00 | 0216-00 |
| Price | | | | |



Order no. 0108-00
(compartment dividers)

Compartment dividers for DIN A1 size drawers

| | | | |
|---|---|---|---|
|  |  |  |  |
| Number of compartments | 2 x DIN A2 | 4 x DIN A3 | 8 x DIN A4 |
| Maximum compartment dimensions per divider W x D | 500 x 690 | 500 x 340 | 245 x 340 |
| Order no. | 0102-00 | 0104-00 | 0108-00 |
| Price | | | |

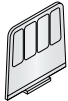
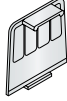
Drawer pan

Height 100 mm* for drawers with double panel height in models 7100/7200-100 and 7101/7201-100/200.
Additional charge per drawer (for explanation of the interior dimensions see page 390)

| | |
|-----------|----------------|
| Order no. | 7000-80 |
| Price | |

Compartment dividers

individual, max. fill height up to pressure device approx. 4 cm

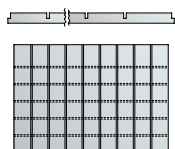
| Application |  |  |
|-------------|---|---|
| | used vertically , without pressure device | used horizontally , with pressure device |
| Order no. | 7000-10 | 7000-20 |
| Price | | |

Accessories for multi-drawer cabinets

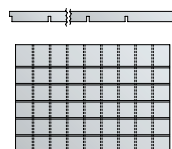
Drawer dividers

made of sturdy plastic, color gray, with approx. 20 mm steps

Vertical divider
for insertion into horizontal divider



Horizontal divider
for insertion into vertical divider



Dimensions H x W x D

Order no.

Price

40 x 5 x 702
7100-704

40 x 1003 x 5
7100-705





Order no. 7100-704 + 7100-705

Drawer tidies

(plastic boxes for small parts)
for model 7100/7101

with 7 vertical aluminum rails,
5 transparent horizontal dividers
per rail, **each row steplessly adjustable**, for quick and flexible reconfiguration



for drawer

Description

Order no.

Price

DIN A1

20 boxes each: 198 x 99 mm
99 x 99 mm
49 x 49 mm
10 boxes: 99 x 49 mm
all 40 mm tall

7100-5051

DIN A1

7 horizontal rows
6 x 145 mm row width
1 x 90 mm row width
Height 35 mm

7100-709



Order no. 7100-5051



Order no. 7100-709

Foam rubber mat

3 mm thick



for drawer

Dimensions W x D

Order no.

Price

DIN A1

1005 x 710

7100-706

DIN A0

1255 x 905

7200-706

Single/spare key

per unit



Order no.

Price

0005-00



Label holder

made of plastic, per unit

Label holder
transparent, incl. white label,
(1 per drawer is standard)

Standard
for supplementing the supplied labeling plates.
Color black, incl. label and transparent cover

Comfort
for alternative additional drawer labeling. Color black, incl. label and transparent cover



Design

H x W x D

Window H x W

Order no.

Price

self-adhesive

32 x 100 x 2

26 x 98

6103-10

self-adhesive

26 x 76 x 4

17 x 67

6103-13

self-adhesive

39 x 114 x 5

30 x 105

6103-11

magnetic

39 x 114 x 5

30 x 105

6103-12

Desks, pedestals, and chairs

Ergonomics, comfort, and well-being: This is what the C+P office furniture range represents. Our steel furniture – sometimes also paired with other high-quality materials – meets the highest quality and design requirements.

The furniture owes its success to its functionality and durability. You can choose from a variety of colors and surfaces, thus creating your own personal, harmonious work environment.



Sit/stand tables
Asisto 400



Desks
Cegano 404



Sit/stand tables
Cegano 410





SonicWall Stand-alone wall systems..... [416](#)



Conference and meeting tables [420](#)



Pedestals and occasional furniture [436](#)



Swivel and task chairs [452](#)



One idea. Three series.



T 3300 ASISTO sit / stand



The affordable sit / stand tables for diverse office tasks.....

400

- T-foot frame made of sturdy steel square tube, **motorized** height adjustment capability (40 mm per second), with overload protection
- Double telescope with sit / stand height of **625-1285 mm**, T-foot also with level adjustment at the bottom
- Table load capacity up to max. 100 kg
- Available in 3 attractive frame colors
- Tabletops in MCPB, with Syncro decor as an option
- Delivered completely assembled!
- Economical and ergonomic sit / stand table, encourages movement and cuts downtime costs

Frame shape
C-foot



Frame shape
T-foot



Square tube



Rectangular tube



Height (mm)
adjustable



Attractive
standard colors



T 3300
Asisto sit / stand

-

•

-

•

625-1285

•

T 4400
Cegano

•

-

•

-

650-850

•

T 4400
Cegano sit / stand

•

-

•

-

645-1275

•

T 4400 CEGANO



Appealing C-foot tables with height adjustment

404

- Attractive chrome designer runners
- C-foot frame made of sturdy square tube
- Available in 3 attractive frame colors
- Tabletops in MCPB, with Syncro decor as an option
- Delivered completely assembled!
- Quick and easy electrification thanks to the optional, foldable cable trough and other accessories
- Infinitely adjustable height between 650 and 850 mm, can be conveniently operated by one person

T 4400 CEGANO sit / stand



The economical sit/stand workstation with height adjustment

410

- Attractive chrome designer runners
- C-foot frame made of sturdy square tube, **motorized** height adjustment capability (50 mm per second), with overload protection
- Sit / stand table height between 645 and 1275 mm with double telescope, also with level adjustment at the bottom
- Available in 3 attractive frame colors
- Tabletops in MCPB, with Syncro decor as an option
- Delivered completely assembled!
- Quick and easy electrification thanks to the optional, foldable cable trough
- Ergonomic sit / stand solution, promotes good health due to movement, cuts downtime costs

Electric motor drive



•

Tabletop made of MCPB
Thickness (mm)



25

Different
table sizes



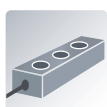
•

Cable trough



optional

Accessories



•

Delivered
assembled



•

Collapsible
frame



•

-

25

•

optional

•

•

-

•

25

•

optional

•

•

-

Material

The tabletops are available in different designs. Please also note the respective pages with tables.

MCPB plate 25 mm thick

Melamine coated particle board (MCPB), with melamine resin surface on both sides.

For:


T 3300 Asisto sit / stand

T 4400 Cegano

T 4400 Cegano sit / stand

Tops for desks and sit / stand tables

| | | | |
|-------|-------------|-------------|-------------|
| Width | 1600 | 1800 | 2000 |
| Depth | 800 | 800 | 800 |



Top no.

for desk series

1.1

ASS C CSS K


1.10

ASS C CSS

1.8

ASS C CSS

| | | | | |
|-------|-------------|-------------|-------------|-------------|
| Width | 1600 | 1800 | 2000 | 2000 |
| Depth | 900 | 900 | 900 | 1000 |



Top no.

for desk series

1.20

ASS C CSS

1.7

ASS C CSS

1.22

ASS C CSS

1.4

C CSS



25-mm-thick MCPB top with Syncro decor

Like MCPB, but with surface structure that runs concurrently with the grain. Almost indistinguishable from real wood.

For:

T 3300 Asisto sit / stand

T 4400 Cegano

T 4400 Cegano sit / stand

Solid-core panel 15 mm thick

Top made of phenolic HPL (High Pressure Laminate) with decor surface on both sides.

For:

T 4400 Cegano Meeting

Tops for occasional tables and conference tables

| | | | |
|-------|-----|-----|------|
| Width | 700 | 800 | 1400 |
| Depth | 700 | 800 | 700 |



Top no.

for desk series

1.24

K

1.3

K

1.9

K

Desk series

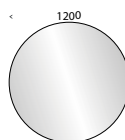
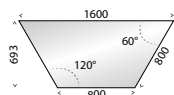
Series in which you can obtain the top shapes:



ASS

= Asisto sit / stand 400

| | | | |
|-------|------|------|--------|
| Width | 1600 | 1600 | Ø 1200 |
| Depth | 800 | 693 | - |



Top no.

for desk series

1.1

ASS C CSS K

2.10

K

4.19

K



C

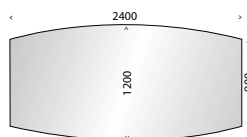
= Cegano 404



CSS

= Cegano sit / stand 410

| | |
|-------|----------|
| Width | 2400 |
| Depth | 900/1200 |



Top no.

for desk series

4.17

K



K

= Conference tables 420

T 3300 ASISTO sit / stand

Sit / stand tables with motorized height adjustment

The T 3300 Asisto sit / stand tables offer:

- T-foot frame made of sturdy steel square tube, **motorized** height adjustment capability (40 mm per second), with overload protection
- Double telescope with sit / stand height of **625-1285 mm**, T-foot also with level adjustment at the bottom
- Table load capacity up to max. 100 kg
- Available in 3 attractive frame colors
- Tabletops in MCPB
- Delivered completely assembled!
- Frame collapsible for easier transport
- Economical and ergonomic sit / stand table, encourages movement and cuts downtime costs



Frame shape
T-foot



Sit/stand work-
station system



Electric motor
drive



Collapsible
frame



Attractive T-foot with
double telescope,
adjustment height
of 625-1285 mm



Motorized comfort-height
adjustment with 40 mm
per second



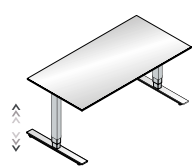
Sit / stand tables with rectangular tops

Square tube foot frame,
motorized height adjustment capability
between 625 and 1285 mm

1. Size and top material 398

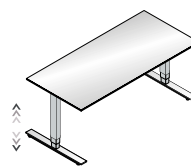
MCPB, 25 mm (standard)

Width
Depth
Order no.
Price



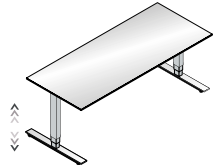
1600
800

540490-1.1



1800
800

540490-1.10



2000
800

540490-1.8



Syncro decor, 25 mm

Optional:
+ Order no.
+ Addtl. charge

+ 540708-1.1

+ 540708-1.10

+ 540708-1.8

2. Top decor



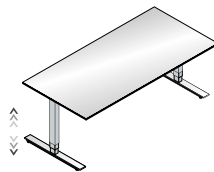
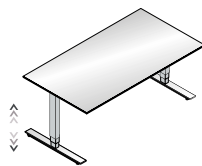
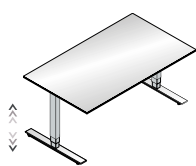
Please select (see end of catalog for decor overview) 491

3. Frame/runner color



Please select

Traffic white, white aluminum or metallic anthracite



1.

1600

900

540490-1.20

1800

900

540490-1.7

2000

900

540490-1.22

+

+ 540708-1.20

+ 540708-1.7

+ 540708-1.22

+

Exclusive height adjustment
with memory control
and height display

Design

+ Order no.

+ Addtl. charge

Height adjustment

+ 540700-735



+

Accessories 402

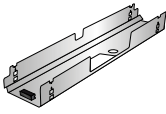
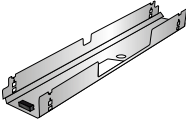
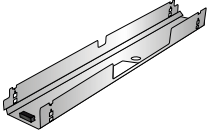


T 3300 ASISTO sit / stand

Cable trough

made of steel

can be folded down at the front and back, can be locked at two heights, central recess for 3-way socket (order no. 540700-713), mounting holes on the left and right for cable chain, can be retrofitted

| | | | |
|-----------------|---|---|--|
| |  |  |  |
| For table width | 1600 mm | 1800 mm | 2000 mm |
| Order no. | 540700-7084 | 540700-7085 | 540700-7086 |
| Price | | | |

We supply the cable trough in white, silver and black respectively for the frame colors traffic white, white aluminum and metallic anthracite. When placing a single or repeat order, please specify the color white, silver or black.

Sockets

(see notes on safe electrification on this page)

3-way socket strips, without supply cable



| | | |
|-----------|---|-------------------|
| Design | For installation in the cable trough recess | Loose |
| Order no. | 540700-713 | 540700-714 |
| Price | | |

For socket strips to be used outside of Germany, please indicate the country of use (e.g. CH / Switzerland).



Wiring

Supply line
incl. GST-18 connector

Connecting cable
incl. plug



| | | | |
|-----------|-------------------|-------------------|-------------------|
| Length | 3 m | 4,5 m | 3 m |
| Order no. | 540700-715 | 540700-719 | 540700-717 |
| Price | | | |

Important note on safe electrification:

Wiring of office workstations must follow the "Guideline for Electrical Installation in Office Furniture". All parts must be installed in accordance with the required local codes.

The use of simple socket strips with fixed supply cables as well as linking (cascading) of the socket strips via their safety plugs is therefore prohibited!

Admissible installation material is equipped with **connectors** and bears the following label:

■ For assembly
in hollow spaces



Cable outlet boxes

Ø 80 mm in diameter,
integrated in tabletop
ex-works



| | | | | |
|-----------------------|-----------|--------------------|--------------------|--|
| Installation position | Design | White plastic | Black plastic | Metal with stainless steel finish and brush seal |
| left | Order no. | 540700-721L | 540700-722L | 540700-707L |
| | Price | | | |
| center | Order no. | 540700-721M | 540700-722M | 540700-707M |
| | Price | | | |
| right | Order no. | 540700-721R | 540700-722R | 540700-707R |
| | Price | | | |

Accessories for sit / stand tables

Cable chain

flexible, rectangular, silver, for simple assembly by the customer

for table heights of up to 1290 mm



| | |
|-----------|------------|
| Color | Silver |
| Order no. | 540700-723 |
| Price | |

PC holder

made of steel, for attachment under the tabletop, can be used for both the left and right side

90-250 mm width-adjustable, 300-600 mm height-adjustable



| | | | |
|-----------|-------------|-------------|-------------|
| Color | Black | White | Silver |
| Order no. | 540700-7121 | 540700-7122 | 540700-7123 |
| Price | | | |

Holder for Thin-Client computers

made of steel, for attachment under the tabletop, can be used for both the left and right side

30-100 mm width-adjustable, 175-310 mm height-adjustable



| | | | |
|-----------|-------------|-------------|-------------|
| Color | Black | White | Silver |
| Order no. | 540700-7261 | 540700-7262 | 540700-7263 |
| Price | | | |

Netboxes with various power, data and communication ports upon request



Netbox Point – nickel



Netbox Point – matt chrome



Netbox Point – gloss chrome



Netbox Point – black



Netbox Turn



Netbox Axial



Netbox Combi





T 4400 CEGANO

Refreshingly different.

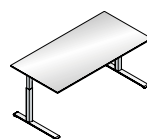


The chrome-plated Cegano designer runners give the table its distinctive character.

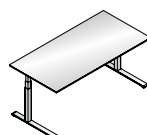


The infinitely variable height adjustment is quick, easy and convenient to use at the touch of a button.

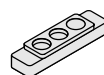
Desks



Desks 408



Sit / stand tables 410



**Accessories,
modesty panels** 412



*Fixable PC holder for installation
at the side of the table.*



*For further accessories,
see page 412*



T 4400 CEGANO

Appealing C-foot tables with height adjustment

The T 4400 Cegano desk series offers:

- Attractive chrome designer runners (inner core always anthracite)
- C-foot frame made of sturdy square tube
- Available frame colors: traffic white, white aluminum, metallic anthracite
- Tabletops in MCPB, with Syncro decor as an option
- Delivered completely assembled!
- Quick and easy electrification thanks to the optional, foldable cable trough and other accessories such as sockets, etc.
- Infinitely variable height adjustment between 650 and 850 mm, can be conveniently operated by one person

Cegano - a distinctive and pleasant style that stands out. This intelligent table system combines a modern, narrow design with practical function for the challenges of modern office life.

The unmistakable narrow form is also sturdy and durable.



Frame shape
C-foot



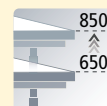
Different
table sizes



MCPB / optional
Syncro decor



Square tube



Height
adjustable



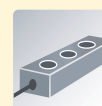
Delivered
assembled



Attractive
standard colors




Optional
cable trough



Accessories

Square tube



All Cegano desk systems are available with the sturdy square-tube frame.



Height adjustment



The infinitely variable height adjustment is particularly easy to use, offers an adjustable height of 650 – 850 mm and can be quickly and easily operated by one person at the touch of a button.

Frame colors



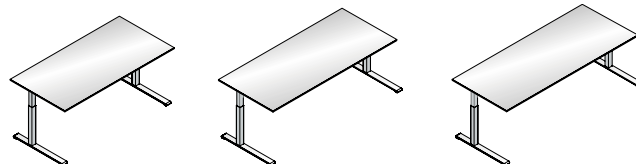
The Cegano table frames are available in the colors traffic white, white aluminum and metallic anthracite. The runners are chrome-plated as standard.

T 4400 CEGANO



Desks with rectangular tops

Square-tube frame,
Height adjustment in steps 650-850 mm



With square-tube frame

| 1. Size and top material | MCPB, 25 mm (standard) | Order no. Price | 1600 | 1800 | 2000 |
|--------------------------|------------------------|--------------------|-------------------|--------------------|-------------------|
| | | | 800 | 800 | 800 |
| | | | 520410-1.1 | 520410-1.10 | 520410-1.8 |
| Optional: | | | | | |
| + Order no. | | | + 520708-1.1 | + 520708-1.10 | + 520708-1.8 |
| + Addtl. charge | | | | | |



Syncro decor, 25 mm



2. Top decor



Please select (see end

of catalog for decor overview) 491



3. Frame color

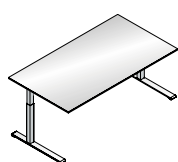


Please select (runners always in gloss chrome)

traffic white, white aluminum or metallic anthracite

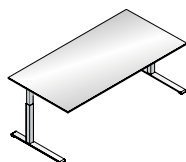


Designer runners in gloss chrome: For all Cegano tables as standard



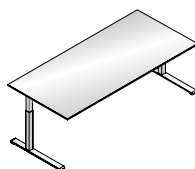
1600
900

520410-1.20



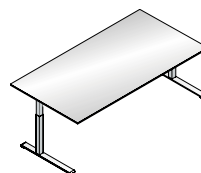
1800
900

520410-1.7



2000
900

520410-1.22



2000
1000

520410-1.4




+ 520708-1.20

+ 520708-1.7

+ 520708-1.22

+ 520708-1.4



T 4400 CEGANO sit / stand

Sit/stand tables with electric height adjustment

The T 4400 Cegano sit/stand tables offer:

- Attractive chrome designer runners (inner core always anthracite)
- C-foot frame made of sturdy square tube, motorized height adjustment capability (50 mm per second), with overload protection
- Sit / stand table height of 645 – 1275 mm with double telescope, also with level adjustment at the bottom
- Available in 3 pleasant frame colors
- Tabletops in MCPB, with Syncro decor as an option
- Delivered completely assembled!
- Quick and easy electrification thanks to optional, foldable cable trough
- Ergonomic sit/stand solution, promotes health through movement, lowers downtime costs



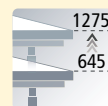
Electric comfort height adjustment



Sit / stand height adjustment with double telescope and adjustment height of 645 – 1275 mm



Frame shape C-foot



Sit/stand workstation system



Electric motor drive

Sit / stand tables with rectangular tops

Square tube foot frame, motorized height adjustment capability between 645 and 1275 mm

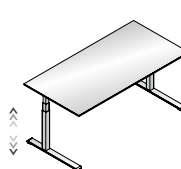


1. Size and top material 398

MCPB, 25 mm (standard)

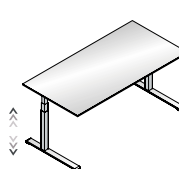
Width
Depth

Order no.
Price



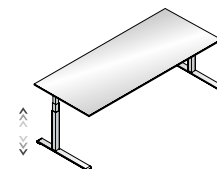
1600
800

520490-1.1



1800
800

520490-1.10



2000
800

520490-1.8



Syncro decor, 25 mm

Optional:

+ Order no.
+ Addtl. charge

+ 520708-1.1

+ 520708-1.10

+ 520708-1.8

2. Top decor



Please select (see end

of catalog for decor overview) 491

3. Frame color

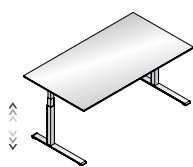


Please select (runners always in gloss chrom

traffic white, white aluminum or metallic anthracite

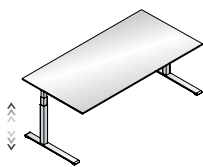


Designer runners in gloss chrome: For all Cegano tables as standard



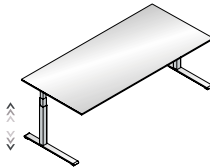
1600
900

520490-1.20



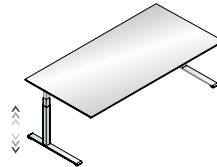
1800
900

520490-1.7



2000
900

520490-1.22



2000
1000

520490-1.4

1

+

+ 520708-1.20

+ 520708-1.7

+ 520708-1.22

+ 520708-1.4

+

Exclusive height adjustment

with memory control,
height display and safety shutdown
thanks to sensor technology

Design

+ Order no.

+ Addtl. charge

Height adjustment

+ 520700-705



+

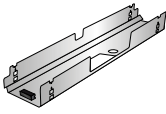
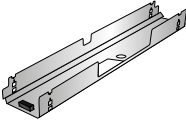
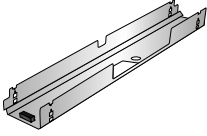
Accessories 412

T 4400 CEGANO

Cable trough

made of steel

can be folded down at the front and back, can be locked at two heights, central recess for 3-way socket (order no. 520700-713), mounting holes on the left and right for cable chain, can be retrofitted

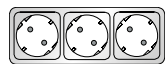
| | | | |
|-----------------|---|---|--|
| |  |  |  |
| For table width | 1600 mm | 1800 mm | 2000 mm |
| Order no. | 520700-7084 | 520700-7085 | 520700-7086 |
| Price | | | |

We supply the cable trough in white, silver and black respectively for the frame colors traffic white, white aluminum and metallic anthracite. When placing a single or repeat order, please specify the color white, silver or black.

Sockets

(see notes on safe electrification on this page)

3-way socket strips, without supply cable



| | | |
|-----------|---|-------------------|
| Design | For installation in the cable trough recess | Loose |
| Order no. | 520700-713 | 520700-714 |
| Price | | |

For socket strips to be used outside of Germany, please indicate the country of use (e.g. CH / Switzerland).

Wiring

Supply line
incl. GST-18 connector

Connecting cable
incl. plug



| | | | |
|-----------|-------------------|-------------------|-------------------|
| Length | 3 m | 4,5 m | 3 m |
| Order no. | 520700-715 | 520700-719 | 520700-717 |
| Price | | | |

Important note on safe electrification:

Wiring of office workstations must follow the "Guideline for Electrical Installation in Office Furniture". All parts must be installed in accordance with the required local codes.

The use of simple socket strips with fixed supply cables as well as linking (cascading) of the socket strips via their safety plugs is therefore prohibited!

Admissible installation material is equipped with **connectors** and bears the following label:

■ For assembly in hollow spaces



Cable outlet boxes

Ø 80 mm in diameter, integrated in tabletop ex-works



| | | | | |
|-----------------------|-----------|--------------------|--------------------|--|
| Installation position | Design | White plastic | Black plastic | Metal with stainless steel finish and brush seal |
| left | Order no. | 520700-721L | 520700-722L | 520700-707L |
| | Price | | | |
| center | Order no. | 520700-721M | 520700-722M | 520700-707M |
| | Price | | | |
| right | Order no. | 520700-721R | 520700-722R | 520700-707R |
| | Price | | | |

Accessories for desks and sit / stand tables

Cable chain

flexible, rectangular, silver, for table heights of up to 1290 mm, for simple assembly by the customer



| | |
|-----------|------------|
| Color | Silver |
| Order no. | 520700-723 |
| Price | |

PC holder

made of steel, for attachment under the top on the side part, incl. fastening strap

can be used for the left and right side



| | | | | |
|-----------|-------------|-------------|-------------|---------------------|
| Color | Black | White | Silver | Metallic anthracite |
| Order no. | 520700-7121 | 520700-7122 | 520700-7123 | 520700-7124 |
| Price | | | | |

Magnetic cable chain

magnetically attaches to the square tube, creates a perfect combination with sit / stand tables



| | | |
|-----------|-------------|-------------|
| Color | Schwarz | Weiß |
| Order no. | 520700-7241 | 520700-7242 |
| Price | | |

Base

for magnetic cable chain



| | | |
|-----------|-------------|-------------|
| Color | Schwarz | Weiß |
| Order no. | 520700-7251 | 520700-7252 |
| Price | | |

Netboxes with various power, data and communication ports upon request



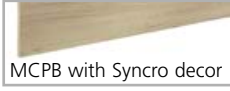


Netbox Point is available in the colors nickel, matt chrome, gloss chrome or black



- 1 Netbox Turn
- 2 Netbox Axial
- 3 Netbox Combi

1. Steel or MCPB modesty panels

| | For table width | 1600 | 1800 | 2000 |
|---|-----------------|------------|------------|------------|
| | Panel width | 1380 | 1580 | 1780 |
| | Panel height | 500 | 500 | 500 |
|  With square perforation | Order no. | 520710-1.1 | 520710-1.7 | 520710-1.4 |
| | Price | | | |
|  MCPB | Order no. | 520712-1.1 | 520712-1.7 | 520712-1.4 |
| | Price | | | |
|  MCPB with Syncro decor | Order no. | 520718-1.1 | 520718-1.7 | 520718-1.4 |
| | Price | | | |

2. Panel color



Please select: traffic white, white aluminum or metallic anthracite

2. Top decor



Please select (see end of catalog for decor overview) 491

Variety and dynamics at their best



The integrated lift table encourages you to shift your position once in a while: Stand up, adopt a position, change your perspective, decide. This table is ideal for occasional short and efficient coordination sessions.

Modern communication technology is integrated elegantly.

Premio gets management moving because good health is important on all levels. The ergonomic sit/stand philosophy of C+P is an integral part of this workstation. The two independent work surfaces promote change. Because those who don't move won't move anything. The integrated conference solution eliminates the need for separate conference tables. This allows for relaxed meetings in a manageable space.

If any of your needs go beyond what is offered in the brochure, Premio has a wide range of representative conference solutions.

People with a distinguished taste focus on individuality and value retention. Premio meets these requirements by offering versatility and a good selection of materials. Fine real-wood surfaces in high-gloss finish in combination with the pure appearance of the aluminum frame have an interesting appeal.



Sitting and standing:
The stepless height adjustment from 720 to 1160 mm allows the desk to be adapted to any user.



Easy to access:
The pivoting cover of the technology box provides quick and easy access to all ports.



Wireless charging:
Wireless charging modules can be installed under the Premio tabletop – for example for charging smartphones wirelessly.



Natural materials:
Real-wood veneer and leather inserts complement one another both functionally and visually - and give the desk a distinctive appeal at the same time.



Concealed cable duct:
The Premio frame profile creates room for cables and then conceals them behind the panel.



For additional furnishing examples, please see the Premio product series brochure or go to www.cp.de/premio

W 5000 SONICWALL




For eyes and ears.

SonicWall is the unique series that combines excellent acoustics with an appealing appearance. It was designed to elegantly integrate acoustically effective surfaces into all areas of a room.



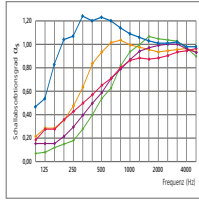
SonicWall Steel:

This acoustically highly effective, micro-perforated steel material combines optimal acoustic efficiency with an appealing homogeneous appearance. The perforation is so small that it is barely visible from several feet away. SonicWall Steel can be integrated into the Monotop partition system as well the Asisto cabinet system.



SonicWall Clear:

The translucent plastic honeycomb material with micro-perforation combines sound absorption qualities with a transparent and light appearance.



Choice of motifs, sound absorption data, and audio samples

Experience SonicWall visually and acoustically at www.cp.de/sonicwall



PET packaging recycling

Acoustic filling made of PET recycling material:

This lightweight filling made of 100% polyester is recyclable and offers very good sound absorption performance. A large proportion of recycled materials (e.g. PET bottles) is used in its production as well as in the textile cover of the walls.



Sound absorption is achieved by means of sound absorbers. In the past, sound absorbers have tended to diminish the appearance of a room. Regardless of whether they were used to reduce sound and reverberation time or for the purpose of blocking sound out (to prevent interferences): It seemed that good acoustics and an appealing design were difficult to combine.

SonicWall puts an end to this problem – it offers attractive solutions for any task.

For additional furnishing examples, please see the SonicWall product series brochure or go to www.cp.de/sonicwall



SonicWall Soft (stand-alone wall): Fabric-covered, acoustically effective stand-alone wall with individual motifs or fabrics provided by customers. As a solo wall or workstation divider.



SonicWall Soft (picture frame and ceiling element): Ideal for the retroactive addition of absorption surfaces in a room: Fabric-covered, acoustically effective elements that can be hung on walls or from ceilings as ceiling absorbers. Both options come with individual motifs or fabrics provided by customers.



W 5000 SONICWALL Soft Acoustic partitions

Acoustically effective partition with individual motifs

SonicWall Soft offers:


- Cover made from acoustically effective textile
- Acoustic effects (shielding and absorption) promote focused work and create privacy in open-concept workplaces



Acoustically effective



Free choice of motifs



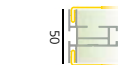
- Covers can be switched out easily
- **Free choice of motifs**, customizable, motifs on both sides
- Only 50 mm thick
- Ultra-lightweight construction, simple assembly
- High-quality aluminum profile with integrated clamping slots to receive the pre-assembled textile cover
- Custom formats possible
- Additional sound-absorbing filler for better acoustic effects available upon request
- Acoustic foam and textiles certified according to ÖkoTex100 standard
- Textile covers with pressure always include B1 fire protection coating

Stand-alone acoustic wall *SonicWall Soft 50*

Textile cover made from acoustically effective textile, printed. Aluminum frame anodized, incl. spacers

Dimensions and acoustic filling

Height 1291 mm, matches Asisto cabinets with 3 binder heights 336

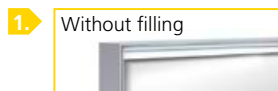


| Width |
|--------|
| 1600 |
| Depth |
| 50 |
| Height |
| 1291 |



| Width |
|--------|
| 1800 |
| Depth |
| 50 |
| Height |
| 1291 |

| Width |
|--------|
| 2000 |
| Depth |
| 50 |
| Height |
| 1291 |



Order no.
Price

56806-0807

56806-0907

56806-1007



Alternatively:
Order no.
Price

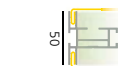
56806-08072

56806-09072

56806-10072

Dimensions and acoustic filling

Height 1240 mm, matches Asisto pull-out cabinet in standing height..... 448

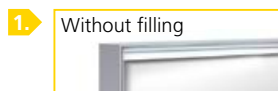


| Width |
|--------|
| 1600 |
| Depth |
| 50 |
| Height |
| 1240 |



| Width |
|--------|
| 1800 |
| Depth |
| 50 |
| Height |
| 1240 |

| Width |
|--------|
| 2000 |
| Depth |
| 50 |
| Height |
| 1240 |



Order no.
Price

56806-0806

56806-0906

56806-1006



Alternatively:
Order no.
Price

56806-08062

56806-09062

56806-10062

+ Frame varnished in C+P colors

For color overview see end of catalog

Optional:

+ Order no.
+ Addtl. charge

+ 56800-702

+ 56800-703

+ 56800-704

+ Feet

1 pair, for positioning anywhere in a room or for mobile use, incl. fastening material

| Design |
|---------------------|
| Chrome-plated, flat |
| Length |
| 500 |
| + Order no. |
| + 56800-743 |
| + Price |

Chrome-plated, flat
500
+ 56800-743

Varnished*, flat
500
+ 56800-742



* For color overview see end of catalog



Selection of motifs for SonicWall

Please select your motif at
www.cp.de/sonicwall



Acoustic workstation divider **SonicWall Soft 50**

50 mm profile, covered on both sides with acoustically effective textile, printed with a motif of your choice. Anodized aluminum frame fastens to desk, complete with pair of clamps for single desk

Dimensions and acoustic filling



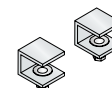
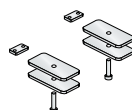
| | 1600 | 1800 | 2000 |
|--------|------|------|------|
| Width | 1600 | 1800 | 2000 |
| Depth | 50 | 50 | 50 |
| Height | 400 | 400 | 400 |

| | | | | |
|---------------------------|-----------|-------------------|-------------------|-------------------|
| 1. Without filling | Order no. | 56806-0815 | 56806-0915 | 56806-1015 |
| | Price | | | |

| | | | | |
|----------------------------------|----------------|--------------------|--------------------|--------------------|
| 1. PET recycling material | Alternatively: | | | |
| | Order no. | 56806-08152 | 56806-09152 | 56806-10152 |
| | Price | | | |

| | | | | |
|---|-----------------|--------------|--------------|--------------|
| + Varnished frame | Optional: | | | |
| <input type="checkbox"/> <input type="checkbox"/> <input type="checkbox"/> <input type="checkbox"/> <input type="checkbox"/> <input type="checkbox"/> | + Order no. | + 56800-7121 | + 56800-7131 | + 56800-7141 |
| For color overview see end of catalog | + Addtl. charge | | | |

| | | | | | |
|--|-------------|-------------|---|-------------|-------------|
| + Clamp for double desk for fastening between 2 desks, 1 pair | + Order no. | + 56800-740 | Clamp for single desk for reordering, 1 pair | + Order no. | + 56800-741 |
| | + Price | | | + Price | |



Combine perfectly.

Folding tables, bistro and meeting tables

Occasional table

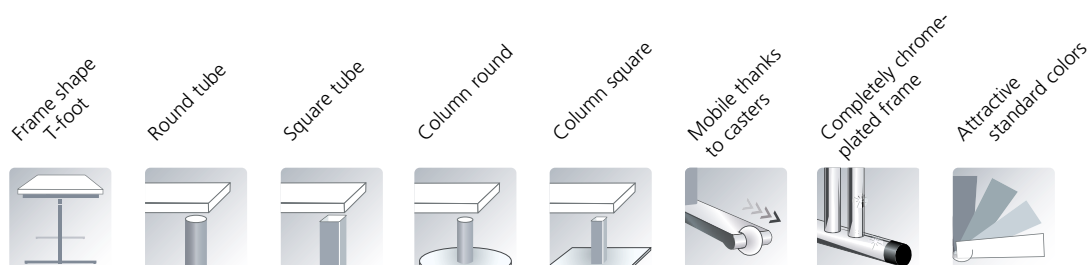


The flexible space-saving ones 422

- Folding table frame made of chrome-plated round tube with folding mechanism, stackable
- Table height 750 mm (folded only 125 mm)
- Durable, melamine-coated top (25 mm thick) with edge band
- Classic tables for versatile use, can be set up quickly and stacked for space-saving storage

The versatile ones 423

- Occasional table with square tube foot and gas spring height adjustment of 700 – 1135 mm
- Durable, melamine-coated top (25 mm thick) with edge band



Folding tables

•

•

-

-

-

-

•

-

Occasional table

-

-

-

-

•

-

-

•

Conference tables
T 4400 **Cegano**

-

•

-

•

•

-

-

•

Mobile conference tables
T 4400 **Cegano**

•

-

•

-

•

•

-

•

Conference and meeting tables

Conference tables T 4400 CEGANO



The universal ones with multimedia option

424

- Column frame on round base
- Fixed table height of 740 mm
- HPL (high-pressure laminate) tabletops
- Top shapes: Round, boat-shaped
- Electrification and multimedia add-ons available

Mobile conference tables T 4400 CEGANO



The complete mobile series with multimedia connections

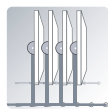
428

- T-foot frame with square tube 55 x 55 mm
- HPL (high-pressure laminate) tabletops, foldable due to central operating bar
- Mobile thanks to 2 integrated casters in the runner
- Nesting capabilities allow for space-saving storage
- Integrated top connectors
- Electrification and multimedia connections available

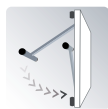
Level adjust-
ment




Nestable



Foldable



Stackable



MCPB top
thickness (mm)



Solid-core top
(phenolic HPL)
thickness (mm)



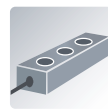
Different
table sizes



Different
top shapes



Accessories



-

-

•

•

25

-

•

•

-

-

-

-

-

25

-

-

-

-

-

-

-

-

-

15

•

•

optional

-

•

-

-

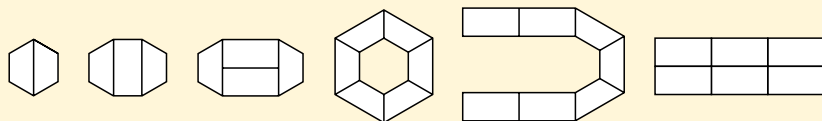

-

15

•

-

-

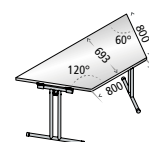
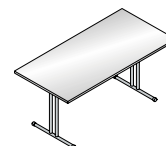
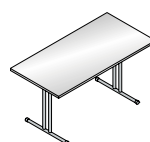


The folding tables offer:

- Folding table frame made of chrome-plated round tube with folding mechanism, stackable
- Table height 750 mm (folded only 125 mm)
- Durable, melamine-coated tabletop (25 mm thick) with edge band

Folding tables

Chrome-plated round-tube frame Ø 30 mm, quick set-up thanks to special folding mechanism, stackable for space-saving storage, **Height 750 mm** (folded 125 mm)



| 1. Size and top material | 399 | Width | 1400 | 1600 | 1600/800 |
|--------------------------|-----|-----------|-----------|-----------|------------|
| | | Depth | 700 | 800 | 800/693 |
| MCPB, 25 mm (standard) | | Order no. | 51022-1.9 | 51022-1.1 | 51022-2.10 |
| | | Price | | | |

2. Top decor



Please select (see end of catalog for decor overview)..... 491

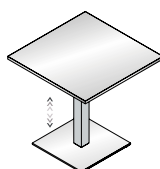


Order no. 540330-1.3
+ 540708-1.3 (Syncro decor)



Order no. 540330-1.3

Occasional table with square-tube base height adjustable using gas lift from 700-1135 mm



| | | | |
|--------------------------|-----|-----------|------------|
| 1. Size and top material | 399 | Width | 800 |
| | | Depth | 800 |
| MCPB, 25 mm (standard) | | Order no. | 540330-1.3 |
| | | Price | |

| | | | |
|-----------------------|-----------|-----------------|--------------|
| + Syncro decor, 25 mm | Optional: | + Order no. | + 540708-1.3 |
| | | | |
| | | + Addtl. charge | |

| | | |
|--|---|-----|
| 2. Top decor | Please choose | 491 |
| <input type="checkbox"/> <input type="checkbox"/> <input type="checkbox"/> <input type="checkbox"/> <input type="checkbox"/> <input type="checkbox"/> <input type="checkbox"/> | (see end of catalog for decor overview) | |

| | |
|--|--|
| 3. Frame color | Please select |
| <input type="checkbox"/> <input type="checkbox"/> <input type="checkbox"/> | Traffic white, white aluminum or metallic anthracite |



T 4400 CEGANO Meeting

The meeting tables offer:

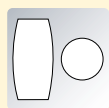
- Contemporary meeting table, fixed height of 740 mm
- Column 120 mm in diameter, floor disk 700 mm in diameter
- HPL tabletop
- Gloss chrome floor disk in distinctive Cegano design



Order no. 520461-4.19



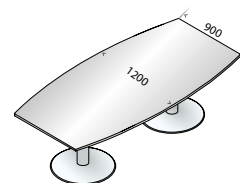
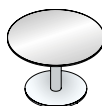
Phenolic HPL
(solid core)



Different
top shapes

Meeting tables

Individual tables on **column base with round foot**



1. Size and top material 399



Phenolic HPL, 15 mm

| | Ø 1200 | 2400 |
|--------------|-------------|-------------|
| Width | Ø 1200 | 2400 |
| Depth | - | 900/1200 |
| Height fixed | 740 | 740 |
| Order no. | 520461-4.19 | 520461-4.17 |
| Price | | |

2. Top decor



Please choose
(see end of catalog for decor overview) 491

3. Frame color



Please select (floor disk always in gloss chrome)
white aluminum RAL 9006, black gray RAL 7021,
traffic white RAL 9016 492



Floor disk in gloss chrome:
For all Cegano Meeting tables
as standard

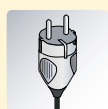


The meeting tables offer:

- Modern meeting tables, height 740 mm fixed
- **Double cable trough per column with 2 separate flaps and 3 power connections**
- Tabletop from phenolic HPL
- Column 120 mm in diameter with round base 700 mm in diameter
- Gloss chrome floor disk in distinctive Cegano design
- Includes 5 meters of supply line, floor duct for addtl. charge
- Concealed cable duct through floor disk and column



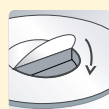
Order no. 520471-4.19



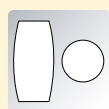
Electrification



Phenolic HPL (solid core)



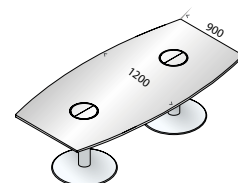
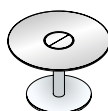
Cushioned cable flap



Different top shapes

Meeting tables

Individual tables on **column bases with round foot, standard electrification** with 2 cable flaps with 3 power connections each



| | | | | |
|--------------------------|-----|--------------|-------------|-------------|
| 1. Size and top material | 399 | Width | Ø 1200 | 2400 |
| | | Depth | - | 900/1200 |
| | | Height fixed | 740 | 740 |
| | | Order no. | 520471-4.19 | 520471-4.17 |
| | | Price | | |
| | | | | |



Phenolic HPL, 15 mm

2. Top decor



Please choose
(see end of catalog for decor overview) 491

3. Frame color



Please select (floor disk always in gloss chrome)
white aluminum RAL 9006, black gray RAL 7021,
traffic white RAL 9016 492



Floor disk in gloss chrome:
For all Cegano Meeting tables
as standard



+ Floor ducts

to connect to meeting table,
length fully extended approx. 1 meter, linkable



Color

+ Order no.

+ Addtl. charge

Black

+ 54500-735

Silver

+ 54500-730



Sockets and cable troughs
also suitable for Apple power
packs

+ Wireless charging modules

e.g. to charge
suitable
smartphones



Installation position

+ Order no.

+ Addtl. charge

under the tabletop

+ 52470-750

on request

T 4400 CEGANO Meeting

Mobile conference furniture

The mobile conference furniture offers:

- Attractive chrome designer runners (inner core always anthracite)
- T-foot frame with square tube
- Mobile thanks to 2 integrated casters in the runners, thus eliminating the need to lock caster brakes
- Available frame colors:
White aluminum RAL 9006, black gray RAL 7021, traffic white RAL 9016
- HPL tabletops
- Central operating bar for folding the tabletop
- Nesting capabilities allow for space-saving storage
- Can be used as individual tables or as a chain of tables
- Integrated top connectors for linking on front or long side
- Many more upgrade and electrification options at www.cp.de/meeting



Stackable for space-saving storage:
Tables that are only used occasionally can be stacked and nested to save space.

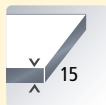
Flexible and sturdy:
Thanks to the integrated casters, you can move the tables wherever they are needed in no time at all. Once you put the table down, it remains there - secure and sturdy.



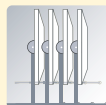
Frame shape
T-foot



Mobile



Phenolic HPL
(solid core)



Nestable



Occasional tables
Standing/seat height





Cegano Meeting offers much more than we can show in our catalog!

Here you will find the brochure, the original video of the product series and much more information such as how we "make technology easy to use".

www.cp.de/meeting



Frame colors / functions



Frame colors:

The Cegano Meeting table frames are available in the colors white aluminum, white and black gray. The attractive Cegano designer runners are generally in chrome.



As fast as it gets:

The locking mechanism that folds the tabletop up or down can be undone in a single motion.



LOCK table connector:

These practical connector parts are fastened directly under the table, which ensures that they do not get lost.

T 4400 CEGANO Meeting



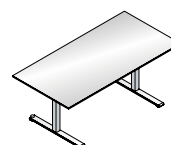
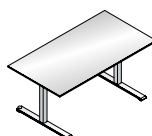
Cegano Meeting offers much more than we can show in our catalog!

Here you will find the brochure, the original video of the product series and much more information such as how we "make technology easy to use".

www.cp.de/meeting

Mobile nestable tables

can be nested thanks to foldable tabletop, mobile due to 2 rear casters, Height 720 mm



1. Size and top material 399



Solid-core (HPL), 15 mm

Width
Depth

1400
700

1600
800

Order no.
Price

520420-1.9

520420-1.1

2. Top decor



Please choose

(see end of catalog for decor overview) 491

3. Frame color



Please select (runners always in gloss chrome)
white aluminum RAL 9006, black gray RAL 7021,
traffic white RAL 9016.....

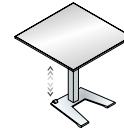
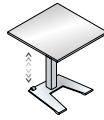
492




Nestable tables and mobile lift tables

Mobile nestable Lift tables

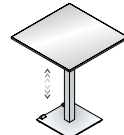
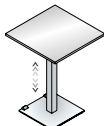
Occasional tables, with folding tabletop and runners, nestable, mobile thanks to 2 casters, **height adjustable using gas lift from 720 to 1135 mm**
For cable ducts see page 413




| | | | | |
|--|-----|-----------|-------------|------------|
| 1. Size and top material | 399 | Width | 700 | 800 |
| | | Depth | 700 | 800 |
|  Solid-core (HPL), 15 mm | | Order no. | 520440-1.24 | 520440-1.3 |
| | | Price | | |

Mobile individual Lift tables

Occasional tables with square-tube frame, mobile thanks to 2 casters, **height adjustable using gas lift from 700 to 1115 mm**
For cable ducts see page 413



| | | | | |
|--|-----|-----------|-------------|------------|
| 1. Size and top material | 399 | Width | 700 | 800 |
| | | Depth | 700 | 800 |
|  Solid-core (HPL), 15 mm | | Order no. | 520430-1.24 | 520430-1.3 |
| | | Price | | |



Floor disk in gloss chrome:
For all Cegano Lift tables as standard

2. Top decor



Please choose

(see end of catalog for decor overview) 491

3. Frame color



Please select (base plate/runners always in gloss chrome)


white aluminum RAL 9006, black gray RAL 7021, traffic white RAL 9016..... 492

Mobile nestable lift tables – the all-rounder for dynamic meetings

The Lift tables are easy to move, adjust in height, fold and nest, and offer optional electrification. They are also space-saving when stored and are available in different top shapes. Integrated casters ensure mobility.



T 4400 CEGANO Meeting



Product video:



Screen Mirroring:

In Cegano, this is possible with all standard solutions without using cables: Screen Mirroring is all about sharing your own screen content on the presentation monitor.



Cegano Meeting offers much more than we can show in our catalog!

Here you will find the brochure, the original video of the product series and much more information such as how we "make technology easy to use".

www.cp.de/meeting

Model example: Cegano Meeting "touch control"




Elegant glass control panel:
Only available from C+P. This control panel makes it easy to switch between signal sources and has an "X" button for when you want to remove the signal.



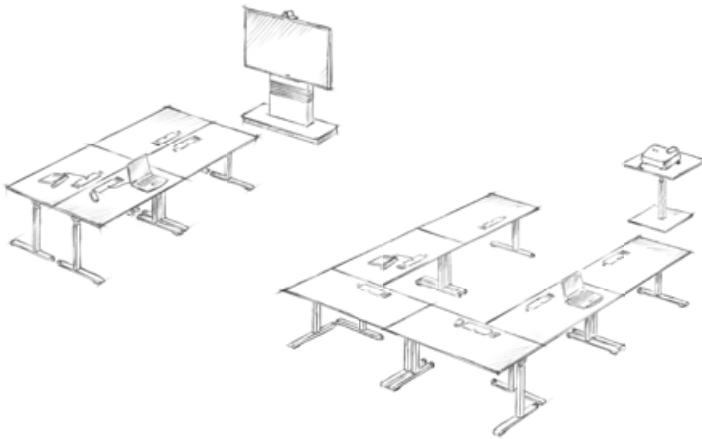
One flap – three connections:
Hybrid technology for connecting to analog and digital signal sources without an adapter.



Unmistakable plugs:
Allow the system to always be connected without any errors.



Wireless charging:
Modules for wireless smartphone charging are integrated in the international "Qi" standard.



Cegano makes meetings **better**

No matter whether there are just a few people attending your meeting today or you have to organize a large meeting tomorrow, Cegano furniture can be adapted to your requirements – flexibly, easily, and elegantly. And the best thing is: The integrated technology can be made available to anyone immediately without extensive planning and having to employ specialists. All you have to do is connect and use it. And you can always upgrade it flexibly if necessary.

We have the right solutions for making meetings better.

Furniture that makes state-of-the-art technology easy to use. And when we say “easy”, we really do mean easy. This plug-and-play promise is guaranteed throughout the Cegano range.



T 4400 CEGANO Meeting

The media cart offers:

- Attractive mobile base, also available in chrome (inner core always black gray)
- Equipment column opens in the back (with module holding fixture for matching CANTON speaker module, as well as video and conference equipment)
- Door on back, easy to access, lockable with cylinder lock and 2 keys
- Mobile thanks to 4 casters, concealed in the base
- Frame colors available:
White aluminum RAL 9006, black gray RAL 7021, traffic white RAL 9016
- Modular system for (VESA input):
- 1 monitor (up to 100" for max. 100 kg)
- 2 monitors (up to 65" for max. 2 x 50 kg)
- Holder (optional) for video conferencing systems
- Electrification with two triple socket modules, with 3 m supply line 230V
- Delivered without monitor/camera



Order no. 5592-00
+ 5592-720 (base plate in gloss chrome),
+ 5592-730 (camera holder at top),
Delivered without monitor/camera



Electrification



Mobile



Easily
accessible
rear side



For 1 monitor



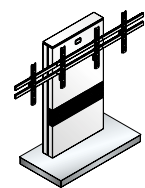
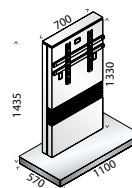
For 2 monitors

Mobile media cart

Column base frame with base plate

Standard electrification*

with 2 integrated 3-socket modules, incl.
3 m 230V supply line



1. Size and design

Design

SingleCart
for 1 monitor

DuoCart
for 2 monitors

Width

1100

1100

Height

1435

1435

Column depth

132

132

Base plate depth

570

570

Order no.

5592-00

5592-10

Price

2. Frame color



Please select (base plate same as frame color)

White aluminum RAL 9006, black gray RAL 7021, traffic white RAL 9016..... 492

+ Base plate in gloss chrome



Design

Gloss chrome

+ Order no.

+ 5592-720

+ Addtl. charge



Conference media cart



Camera holders:
Cameras for conferencing can be positioned with the holders above, below, and in front of the monitors.



System compartment on back:
Easy to access, with lockable door. Connections and cables can be stored away tidily thanks to the interior fittings.

+ **Camera holders**
with height adjustment of 170 mm

| Design | at top | at bottom |
|-----------------|--|--|
| Description | for installation of the camera above the monitor, camera set-up area: 200 x 160 mm | for installation of the camera in front of and below the monitor, camera set-up area: 200 x 130 mm |
| + Order no. | + 5592-730 | + 5592-740 |
| + Addtl. charge | | |

C 3000 ASISTO

High pedestals



The mobile standing workstation.....438

- Body, panels, and drawers made of steel
- Optionally available with wood decor panels
- Standing height 1157 mm, width 430 mm, depth 600 mm
- 12 height units + accessory drawer + binder compartment
- Tilt resistant thanks to anti-tilt mechanism and counterweight
- Can be moved very easily thanks to the maxi-casters (Ø 80 mm)
- Pleasant sound levels thanks to body sound absorption
- All drawers and accessory pull-out shelves **fully extendable!**
Soft-stop (standard)

Fridge caddies



The perfect helpers for flexible catering service....440

- Body, panels and drawers made of steel
- Standing height 1157 mm, width 500 mm, depth 600 mm
- Drawers with variable interior fittings for cutlery, cups and glasses, plates and saucers
- With cable flap and power supply, e.g. for coffee makers
- Fridge lockable, with 62 liter volume and 3 adjustable intermediate shelves
- Can be moved very easily thanks to the maxi-casters (Ø 80 mm)
- Pleasant sound levels thanks to body sound absorption
- All drawers and accessory pullout shelf **fully extendable!**
Soft-stop (standard)

| | Standing height | Width 330 mm | Width 430 mm | Width 500 mm | Depth 600 mm | Depth 800 mm | Height units | Binder compartments |
|--|-----------------|--------------|--------------|--------------|--------------|--------------|--------------|---------------------|
| High pedestal C 3000 Asisto | 1157 | - | ● | - | ● | - | 12 | 1 |
| Fridge caddy C 3000 Asisto | 1157 | - | - | ● | ● | - | - | - |
| Mobile pedestal C 3000 Asisto | - | ● | ● | - | ● | ● | 9 | - |
| Pull-out cabinet C 3000 Asisto | 1259 | - | ● | - | - | ● | - | 3 |

Pedestals and occasional furniture

Mobile pedestal



Pull-out cabinets



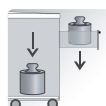
The versatile complete range.....442

- Body, panels, and drawers made of steel
- Optionally available with wood decor panels and top
- Mobile pedestal: Height 570 mm, width 430 mm, depth 600 or 800 mm
- Mobile pedestal Small: Height 570 mm, width 330 mm, depth 800 mm
- 9 height units + accessory drawer
- Tilt resistant thanks to anti-tilt mechanism and counterweight
- Pleasant sound levels thanks to body sound absorption
- All drawers and accessory pull-out shelves **fully extendable!**
Soft-stop (standard)

The "pharmacy cabinet" in standing and table height ...448

- Professional storage space right near the workstation
- Body made from durable steel structure, standard fronts made of MCPB (melamine coated particle board), otherwise available in steel
- Top made of MCPB as standard
- Allows for quick access to personal files when pulled out; the cabinet in standing height provides a visual and acoustic shield, and acts as a central contact area for visitors
- Various interior fittings and features possible
- Pleasant sound levels thanks to body sound absorption

Tilt resistance
(counterweight)



MCPB fronts
with handles



Standard
casters



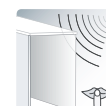
Maxi-casters



Soft-stop



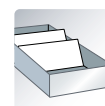
Side walls with body
sound absorption



Exchangeable
cylinder



Accessories



•

optional

-

•

•

•

•

•

•

-

-

•

•

•

-

•

•

optional

•

-

•

•

•

•

Supporting roller

•

-

-

•

•

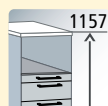
•

•

C 3000 ASISTO

The mobile high pedestals offer:

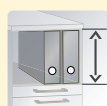
- Excellent mobility thanks to 4 maxi-casters (the front ones lockable)
- Steel body double-walled, with body sound absorption for pleasant sound levels
- Optional **electrification** including supply line for power (230V) and data (RJ 45)
- Open binder compartment
- Durable steel drawers with load-bearing precision telescopic rails, all drawers fully **extendable**, self-closing system, with **Soft-stop** for gentle closure
- Optimum tilt resistance thanks to counterweight and anti-tilt mechanism
- User-friendly, full-width handle bar on the side
- Drawers and interior fittings in black



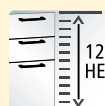
Standing height 1157 mm



Maxi-casters



Binder compartment



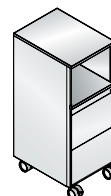
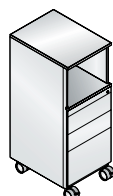
12 height units



Order no. 54701-00
+ 5413-041 (phenolic HPL top)

High pedestals

incl. MCPB top and intermediate shelf
25 mm thick, central locking system
and 2 keys



1. Dimensions and panel material


Steel panels



| | 430 | 430 |
|--------------------|----------|----------|
| Width | 430 | 430 |
| Depth | 600 | 600 |
| Height | 1157 | 1157 |
| Binder compartment | 1 | 1 |
| Drawers | M 3/3/6 | M 6/6 |
| CSC | 5 | 5 |
| Order no. | 54700-00 | 54701-00 |
| Price | | |



MCPB panels



with handles
+ Order no.
+ Addtl. charge

+ 5220-411

+ 5220-411

2. Body color



Please select (see end of catalog for color overview) 491

3. Panel/top decor or panel color (for steel panels)



Please select (see end of catalog for color overview) 491

High pedestals



Order no. 54700-00
+ 5413-041 (phenolic HPL top)



Order no. 5413-041 + 5470-010
(HPL top and electrification))

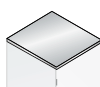
+ **Alternative top as solid-core/phenolic HPL**
instead of MCPB top

Top design 398



Phenolic HPL, 13 mm

| | |
|-----------------|------------|
| for width | 430 |
| Depth | 600 |
| Optional: | |
| + Order no. | + 5413-041 |
| + Addtl. charge | |



Definition of terms for pedestals:

HU = height units (1 HU = 50 mm)
M = fully extendable accessory pull-outs on telescopic rails
3/6 = height units per drawer

All drawers are fully extendable
drawer 6 HU incl. add-on hanging frame

+ **Electrification***
only possible for solid-core top (HPL)!
supply line for power and data, slot for RJ 45 and power

| | |
|-----------------|------------|
| for top type | only HPL |
| + Order no. | + 5470-010 |
| + Addtl. charge | |

* For socket strips to be used outside of Germany, please indicate the country of use (e.g. CH/Switzerland)



+ Accessories

Dividers, sloping shelves, hanging frames 446

C 3000 ASISTO

The fridge caddies offer:

- Excellent mobility thanks to 4 maxi-casters (the front ones lockable)
- Steel body double-walled, with body sound absorption for pleasant sound levels
- Drawers with load-bearing precision rails, all drawers **fully extendable**, with self-closing system and **Soft-stop** for gentle closure
- Drawers with variable interior fittings
- With upper cable flap, connectors 2 x power* (up to 230 V/50 Hz), for coffee makers, etc., incl. 3 m supply line
- Fridge with locks (2 keys), 16 gallon volume and 3 adjustable intermediate shelves

Models 54780-000 and 54780-150:

- Drawer with cutlery compartment and stainless steel small parts drawer
- Drawer(s) with fittings for mugs and glasses
- Drawer for storing plates and saucers



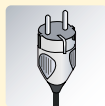
Order no. 54780-000



Fridge



Standing height
1157 mm



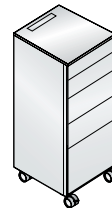
Electrification

Fridge caddies and caddies with trash can

incl. phenolic HPL top and intermediate shelf 13 mm thick, fridge door with central locking system and 2 keys

1. Dimensions and panel material ... 398

| | 500 | 500 | 500 |
|--------------|---|--|--|
| Width | 500 | 500 | 500 |
| Depth | 600 | 600 | 600 |
| Height | 1157 | 1157 | 1157 |
| Drawers | 2/2/2 ³ / ₄ HE | 6 ³ / ₄ HE | 2/3/4/4/6 ³ / ₄ HE |
| Design | with fridge and 3 drawers incl. interior fittings for cutlery and tableware | with fridge and waste bins 1 x 20 l, 2 x 8 l | empty top drawer as standard feature, with waste bins 1 x 20 l, 2 x 8 l and drawers for tableware (interior fittings optional) |
| Steel panels | | | |
| CSC | 5 | 5 | 5 |
| Order no. | 54780-000 | 54780-010 | 54780-150 |
| Price | | | |



2. Body color (see end of catalog for color overview)

Please choose 491

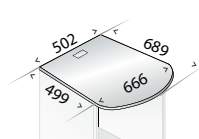
3. Panel/top decor and panel color

Please choose 491

For all caddies body color RAL 9016 traffic white for no additional charge.

+ Phenolic HPL cover plate large

for use of large coffee makers, also with integrated upper cable flap, connectors 2 x power (230 V)



| | |
|-----------------|------------|
| for width | 502/666 |
| Depth | 499/689 |
| + Order no. | + 5413-780 |
| + Addtl. charge | |



+ Automatic opening with motion sensor

for caddy trash can, for hands free opening, easily via foot movement

| | |
|-----------------|------------|
| for width | 500 |
| + Order no. | + 5400-760 |
| + Addtl. charge | |



* For socket strips to be used outside of Germany, please indicate the country of use (e.g. CH/Switzerland)

Fridge caddies



All caddies with integrated upper HPL cable flap, connectors 2 x power (230V)



Order no. 54780-010



Order no. 54780-150



Drawer with cutlery compartment and stainless steel small parts drawer



Drawer(s) with fittings for mugs and glasses



Drawer for storing plates and saucers

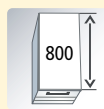


The mobile pedestals Small offer:

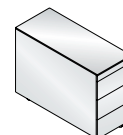
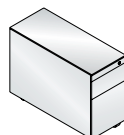
- More legroom under the table through width of only 330 mm
- 4 casters, the front ones lockable
- Durable steel drawers with load-bearing precision telescopic rails, all drawers **fully extendable**, with self-closing system and **Soft-stop**
- Central lock with 2 keys and exchangeable core cylinder
- Body and drawers made of steel
- User-friendly, full-width handle bar on the side for steel fronts
- Variable look through optional wood decor tops and fronts (with handles)
- Optimum tilt resistance thanks to counterweight and drawer with anti-tilt mechanism
- Drawers and interior fittings in black
- Pleasant sound levels thanks to body sound absorption



Mobile

Width only
330 mmOptional
MCPB fronts
with handlesBody depth
800 mmOrder no. 54230-0030
+ 5412-040
(MCPB top)**Mobile pedestal Small 9 HU**

incl. steel top 10 mm thick

**1. Dimensions and panel material** 398

Steel panels



| | | |
|-----------|-------------------|-------------------|
| Width | 330 | 330 |
| Depth | 800 | 800 |
| Height | 570 | 570 |
| Drawers | M 3/6 | M 3/3/3 |
| CSC | 4 | 4 |
| Order no. | 54230-0030 | 54210-0030 |
| Price | | |



MCPB panels

with handles
+ Order no.
+ Addtl. charge

+ 5220-410

+ 5220-410

2. Body color

Please choose

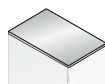
(see end of catalog for color overview) 491**3. Panel/top decor or panel color (for steel panels)**Please select (see end of catalog for color overview) 491**Definition of terms for pedestals:**

HU = height units (1 HU = 50 mm)
 M = fully extendable accessory
 pull-outs on telescopic rails
 3/6 = height units per drawer

All drawers fully extendable
 Drawer 6 HU incl. add-on hanging frame



**+ Alternative top
as MCPB or solid-core/HPL top**
instead of steel top



**Top
design** **398**

for width
Depth

330
800



MCPB, 25 mm

Optional:
+ Order no.
+ Addtl. charge

+ 5412-040



Phenolic HPL, 13 mm

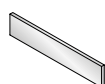
Optional:
+ Order no.
+ Addtl. charge

+ 5413-040




**+ Adjustable
divider**
for 3, and 6
height units
made of black plastic
Drawer interior
dimensions
85 x 230 x 687

**opposite direc-
tion of pull-out**



**same direction as
pull-out**



Length

230 mm

107 mm

220 mm

+ Order no.

+ 0101-027

+ 0101-035

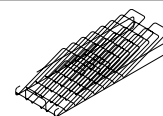
+ 0101-030

+ Price

+ Sloping shelf
only for
3 height units
Drawer interior dimen-
sions
135 x 230 x 687

+ Order no.
+ Price

with **8** compartments
made of wire



+ 5500-754

+ Single/spare key **446**

C 3000 ASISTO

The mobile pedestals offer:

- Mobile pedestal with 4 casters the frontones lockable
- Body and drawers made of steel
- Central locking system with 2 keys and exchangeable cylinder
- Drawers and interior fittings in black
- User-friendly, full-width handle bar on the side for steel fronts
- Pleasant sound levels thanks to body sound absorption
- Optimum tilt resistance thanks to counterweight and drawer with anti-tilt mechanism
- Durable steel drawers with load-bearing precision telescopic rails, all **drawers fully extendable**, with self-closing system and **Soft-stop**
- Variable look through optional wood decor tops and fronts (with handles)



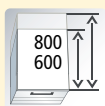
Mobile



Width
430 mm



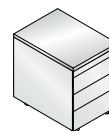
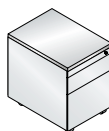
Optional
MCPB fronts
with handles



Body depths
600 or
800 mm

Mobile pedestal 9 HU

600 and 800 mm deep,
incl. steel top 10 mm thick



1. Dimensions and panel material ... 398

Steel panels



| | |
|-----------|------------------|
| Width | 430 |
| Depth | 600 |
| Height | 570 |
| Drawers | M 3/6 |
| CSC | 4 |
| Order no. | 54530-000 |
| Price | |

| | |
|-----------|------------------|
| Width | 430 |
| Depth | 600 |
| Height | 570 |
| Drawers | M 3/3/3 |
| CSC | 4 |
| Order no. | 54510-000 |
| Price | |



MCPB panels



with handles
+ Order no.
+ Addtl. charge

+ 5220-410

+ 5220-410



2. Body color



Please choose

(see end of catalog for color overview)

491



3. Panel/top decor or panel color (for steel panels)



Please select (see end of catalog for color overview)

491

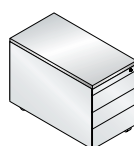
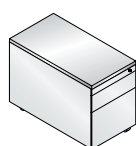
Mobile pedestal



Order no. 54230-000

Order no. 54210-000
+ 5412-040 (MCPB top)

Order no. 54230-000
+ 5412-040 (MCPB top)
+ 5220-410 (MCPB decor panel)



Definition of terms for pedestals:

HU = height units
(1 HU = 50 mm)

M = fully extendable
accessory pull-outs
on telescopic rails

3/6 = height units per drawer

All drawers fully extendable

Drawer 6 HU
incl. add-on hanging frame

1.

430

800

570

M 3/6

4

54230-000

+

+ 5220-410

430

800

570

M 3/3/3

4

54210-000

+ 5220-410

+

Alternative top as MCPB
or solid-core/phenolic HPL top
instead of steel top

Top
design 398



| Design | MCPB, 25 mm | MCPB, 25 mm | Phenolic HPL, 13 mm | Phenolic HPL, 13 mm |
|-----------------|-------------|-------------|---------------------|---------------------|
| for width | 430 | 430 | 430 | 430 |
| Depth | 600 | 800 | 600 | 800 |
| + Order no. | + 5412-040 | + 5412-040 | + 5413-040 | + 5413-040 |
| + Addtl. charge | | | | |

CSC = color surcharge code number

MCPB = Melamine coated particle board
HPL = high-pressure laminate

www.cp-furniture.com



445

For 600 mm depth (for drawers for the **430 mm** width mobile pedestals)

Sloping shelves

with
5 compartments



with
14 compartments



Single/spare key

(also available
for 800 mm depth)

per piece
Please indicate
key number!



for height units

Drawer inside dimensions

Order no.

Price

3 HU

135/185 x 330 x 475

5500-703

6 HU

285 x 330 x 475

5500-719

Order no.

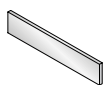
0005-10

Price

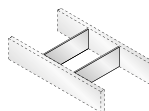
Adjustable dividers

made of
black plastic

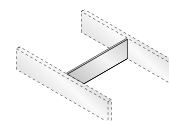
opposite direction
of pull-out,
1 piece



A6 format,
same direction as pull-out,
2 pieces



A5 format,
same direction as pull-out,
1 piece



for height units

Drawer inside dimensions

Order no.

Price

3, 6 HU

85 x 330 x 475

0101-021

3, 6 HU

85 x 330 x 475

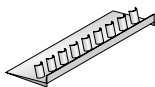
0101-026

3, 6 HU

85 x 330 x 475

0101-030

Stamp holder



for height units

Order no.

Price

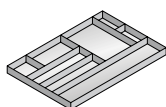
3, 6 HU

0101-025



Add-on accessory tray

with 8 small
compartments



for height units

Order no.

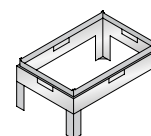
Price

3, 6 HU

0101-023

Add-on hanging frame

with one row
for suspension files DIN A4



for height units

Order no.

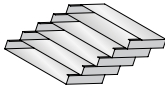


Price

6 HU

5500-720

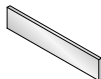
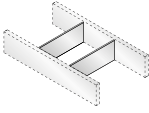
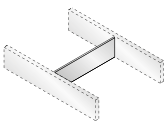
For 800 mm depth (for drawers for the **430 mm** width mobile pedestals)

Sloping shelves


| | with 5 compartments | with 8 compartments | with 19 compartments |
|--------------------------|---|--|---|
| |  |  |  |
| for height units | 3, 6 HU | 3 HU | 6 HU |
| Drawer inside dimensions | 85 x 330 x 687 | 135 x 330 x 687 | 285 x 330 x 687 |
| Order no. | 5500-703 | 5500-704 | 5500-706 |
| Price | | | |

Adjustable dividers

made of black plastic

| | opposite direction of pull-out, 1 piece | A6 format, same direction as pull-out, 2 pieces | A5 format, same direction as pull-out, 1 piece |
|--------------------------|---|--|---|
| |  |  |  |
| for height units | 3, 6 HU | 3, 6 HU | 3, 6 HU |
| Drawer inside dimensions | 85 x 330 x 687 | 85 x 330 x 687 | 85 x 330 x 687 |
| Order no. | 0101-021 | 0101-026 | 0101-030 |
| Price | | | |

Stamp holder

| | | | |
|------------------|---|--|---|
| |  |  |  |
| for height units | 3, 6 HU | | |
| Order no. | 0101-025 | | |
| Price | | | |

Add-on accessory tray

| | with 8 small compartments | Add-on hanging frame 2 pieces for 1 drawer (1 packaging unit) | with 2 rows (oblong or landscape format) for landscape format suspension files |
|------------------|---|--|---|
| |  | |  |
| for height units | 3, 6 HU | | 6 HU |
| Order no. | 0101-023 | | 5500-7132 |
| Price | | | |

The pull-out cabinets offer:

- Body in sturdy steel construction with high-quality enamel coating, standard fronts made of MCPB (melamine coated particle board), otherwise available in steel (double-walled and insulated)
- Standard top made of MCPB (melamine coated particle board)
- 3 slotted, black gray shelves (3 binder heights) on the inside; each shelf has 1 black gray plug-in binder support
- 1 open storage compartment with felt mat at the top
- High load capacity of each shelf 110 lbs, adjustable shelves
- Allows for quick access to personal files when pulled out; the cabinet in standing height provides a visual and acoustic shield, and acts as a central contact area for visitors
- Metal cabinet handle, matt nickel-plated
- Safety lock (lever bolt lock) with exchangeable cylinder and 2 keys
- Appealing design and narrow edges
- Level adjustment as standard, incl. wide supporting roller at the front for optimum floor protection
- Pleasant sound levels thanks to body sound absorption
- High-quality drawer guide with soft-close
- Lots of additional features possible, such as an extra hanging frame, security compartment, storage tray or drawer unit
- Optional perforation on side incl. acoustic non-woven cladding in black



Side walls with body sound absorption

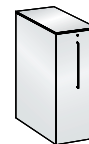
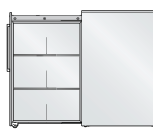
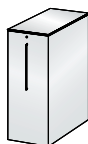


Additional features



Pull-out cabinet in standing height

incl. MCPB top 25 mm thick, to use on the left or right of the desk



1 Design and front material 398

| | on the left | on the right |
|-------------------|--|--------------|
| Design | 430 | 430 |
| Width | 430 | 430 |
| Depth | 800 | 800 |
| Height | 1259 | 1259 |
| Interior fittings | Basic version with open storage compartment lined with felt mat at the top, 2 adjustable shelves for 3 binder heights, each with 1 plug-in binder support | |



Wood decor front/MCPB (standard)

CSC
Order no.
Price

6
148436-00L

6
148436-00R



+ Alternative top as solid-core/phenolic HPL top instead of MCPB top

Top design 398

| | |
|-----------|------------|
| for width | 430 |
| Depth | 800 |



Phenolic HPL, 13 mm

Optional:
+ Order no.
+ Addtl. charge

+ 148436-130

Pull-out cabinets



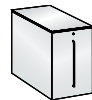
Order no. 148436-00L
+ 148436-790 (perforation on side)
+ 148436-8110 (hanging frame)



Order no. 148466-00L
+ 148466-790 (perforation on side)
+ 148436-704 (security compartment)

Pull-out cabinet in desk height

incl. MCPB top 25 mm thick,
to use on the left or right
of the desk



1. Design and front material 398

| Design | on the left | on the right |
|--------|-------------|--------------|
| Width | 430 | 430 |
| Depth | 800 | 800 |
| Height | 740 | 740 |

Interior fittings

Basic version with open storage compartment lined with felt mat at the top,
1 adjustable shelf for 1 binder height + extra compartment,
each with 1 plug-in binder support



CSC
Order no.
Price

6
148466-00L

6
148466-00R



2. Body color



Please select (see end of catalog for color overview) 491

3. Panel/top decor or panel color (for steel panels)



Please select (see end of catalog for color overview) 491



Accessories 450



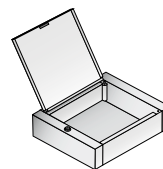
Security compartment

with two foldable keys,
separately closing,
with Soft-Close flap.
Next to is a small
storage area with
a felt mat

Interior dimensions (H x W x D)

Order no.

Price



57 x 385 x 307/292

148436-704



Small parts drawer

made of plastic,
for placing on
the felt mat

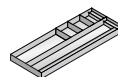
Design

Order no.

Price

Mini version

fits in the smaller area next to
the security compartment

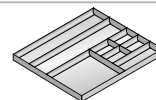


small

148436-708

Maxi version

also fits inside
the security compartment



large

148436-709



Hanging frame

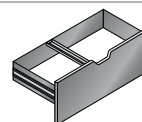
1.5-track or for continuous
depth hanging.

Standard installation position:

Standing height: Middle compartment

Sitting height: Bottom compartment

Panel made of black high-pressure laminate,
max. 1 hanging frame possible per cabinet



For suspension files

Order no.

Price

DIN A4

148436-8110



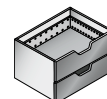
Drawer unit with 2 drawers

Standard installation position:

Standing height: Middle compartment

Sitting height: Bottom compartment

Telescopic slide, panels made of black
high-pressure laminate, with recessed grip



Interior dimensions (H x W x D)

Order no.

Price

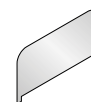
145/75 x 330 x 330

148436-702



Additional binder support

for insertion into the slots
in the cabinet base and the shelves



Height x dept

Order no.

Price

185 x 340

148436-701

Accessories for pull-out cabinets



Hole pattern


Perforation at the side,
with black acoustic
non-woven backing



at standing height
148436-790



at sitting height
148466-790



For pull-out cabinet

Order no.

Price

Chairs for the office. Ergonomics at work.

Comfort Line



The modern chair with mesh backrest 454

- Swivel chair with individual weight adjustment
- Soft-pad armrests, adjustable in height/depth, swivel-mounted (can also be fitted later)
- Base made of black plastic
- Swivel chair with height and angle-adjustable headrest and polished aluminum base



Synchronous mechanism



Comfort Line

Avantgarde Plus

Net Line

•

•

•

Swivel and conference chairs

Avantgarde Plus



The comfortable chair with mesh backrest.....455

- Avantgarde Plus swivel chair with high mesh backrest, adjustable angle
- Optional T-armrests, height adjustable (can also be fitted later)
- Conference chair with skid frame, alternatively with or without armrests

Net Line



Above-standard in terms of design and function...456

- Swivel chair with individual weight adjustment
- Backrest height-adjustable with ergonomically stretched mesh for the best spinal support
- Optionally without armrests, with 2D armrests or with 4D armrests
- Seat depth and seat angle adjustment
- Meeting chairs as cantilever chairs or with 4-foot frame, with and without armrests, stackable
- Polished aluminum five-star base, meeting chair frames chrome-plated

| Seat depth adjustment | Seat angle adjustment | Height-adjustable backrest | Office swivel chair | Conference chair with skid frame | Conference chair stackable | Cantilever chair stackable |
|-----------------------|-----------------------|----------------------------|---------------------|----------------------------------|----------------------------|----------------------------|
| | | | | | | |
| ●/- | - | - | ● | - | - | - |
| ● | ● | - | ● | ● | - | - |
| ● | ● | ● | ● | - | ● | ● |

Comfort Line



Order no. 55580-02

Sit better with Comfort Line



Synchronous mechanism

The synchronous mechanism combines backward movement of the backrest with a synchronized yet more limited inclination of the seat so that the selected support point for the pelvis is maintained in any position. Synchronous technology ideally supports the body in any position and makes switching between different positions easier. This mechanism features a large opening angle and a soft rear suspension point.



Weight adjustment

For backrests with synchronous mechanisms, it allows the restoring force of the backrest to be adjusted to the individual's body weight and sitting habits. It goes without saying that the settings can be adjusted easily and quickly while seated.



Adjustable lumbar support:

The lumbar support can be adjusted vertically. This allows the spinal support to be adjusted individually to each user's height, thus preventing back pain.

Office swivel chair Comfort Line

with mesh backrest and upholstered seat in black, black five-star plastic base, height adjustable lumbar support and regulation of back contact pressure. Soft-pad armrests adjustable in height and depth, swivel-mounted, **Chair height 940-1060 mm, Back height 480 mm**



- 1. Design**
with soft-pad armrests

| | |
|------------|---------------|
| Seat depth | 450 |
| Base | Black plastic |
| Order no. | 55580-02 |
| Price | |

Office swivel armchair Comfort Line

with mesh backrest and upholstered seat in black. Neck support adjustable in height and angle, polished aluminum five-star base, height adjustable lumbar support and regulation of back contact pressure, seat depth adjustment, soft-pad armrests adjustable in height and depth, swivel-mounted, **Chair height 1160-1260 mm, Back height incl. neck support 750 mm**



- 1. Design**
with neck support and soft-pad armrests

| | |
|------------|-------------------|
| Seat depth | 440 |
| Base | polished aluminum |
| Order no. | 55580-22 |
| Price | |



Order no. 55580-22

Comfort swivel chair

Avantgarde Plus

with synchronous mechanism and fine-tuned weight adjustment, adjustable lumbar support, padded mesh backrest 700 mm tall and upholstered comfort seat, including seat depth and seat inclination adjustment, base in polished aluminum, **Chair height 1125-1235 mm**



Order no. 55575-20
+ 55575-701 (armrests)

1. Design

| | |
|------------|------------------|
| Seat depth | 455 |
| Design | without armrests |
| Order no. | 55575-20 |
| Price | |

+ Multi-functional T-armrest

3D, soft, 1 pair



| | |
|-----------------|-------------|
| Color | Black |
| + Order no. | + 55575-701 |
| + Addtl. charge | |

2. Fabric colors



Please select(see below)

Conference chair

Avantgarde

chrome-plated skid frame, with upholstered seat and backrest, stackable, backrest 390 mm tall, **Chair height 800 mm**



Order no. 55576-20
+ 55576-700 (floor gliders/protectors)

1. Design

(Armrests: in black plastic)

| | | |
|------------|------------------|---------------------|
| Seat depth | 460 | 460 |
| Design | without armrests | with fixed armrests |
| Order no. | 55576-20 | 55576-21 |
| Price | | |

+ Floor gliders/protectors

4 pieces, in black, cannot be retrofitted


| | | |
|-----------------|-------------|--------------|
| Design | with felt | without felt |
| + Order no. | + 55576-700 | + 55576-701 |
| + Addtl. charge | | |



Order no. 55576-21

2. Fabric colors for Avantgarde chairs

Please select



Black
Fabric 20



Red
Fabric 21



Blue
Fabric 22

Net Line

The Net Line swivel and meeting chairs offer:




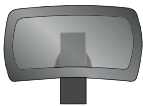
- Dynamic synchronous mechanism with weight adjustment, can be locked at 4 levels
- Ergonomically stretched mesh back for the best spinal support, back height 525 mm
- Backrest height can be adjusted by 70 mm
- Optionally without armrests, with 2D armrests (height and width-adjustable) or with 4D armrests (pivot and swivel-mounted and height, width and depth-adjustable)
- 50 mm seat depth adjustment, 3° seat angle adjustment
- Polished aluminum five-star base
- Cantilever chair and 4-foot task chairs also with mesh backrest, with and without armrests, all versions stackable
- Meeting chair frames chrome-plated



Order no. 55515-04
(with 4D armrests)
+ 55515-701 (headrest)





Office swivel chairs

seat height 405-525 mm,
width 620 mm,
chair height 1160-1230 mm

| | | | | | | |
|--|---|---|---|---|---|--|
| 1. Design (Armrests: multi-functional T armrest, 2D or 4D, soft, 1 pair) |  |  |  |  | + | Headrest height-adjustable and swivel-mounted, additional charge |
| | | | | | | |
| | | | | | | |
| | | | | | | |
| Seat depth | 390-450 without armrests | 390-450 with armrests 2D | 390-450 with armrests 4D | | | |
| Design | | | | | | |
| Order no. | 55515-00 | 55515-02 | 55515-04 | | | 55515-701 |
| Price | | | | | | |

Conference chairs

seat height 445 mm,
width 470/557 mm,
chair height 830 mm

| | | | | |
|---|---|---|---|---|
| 1. Design all stackable (Armrests: in black plastic) |  |  |  |  |
| | | | | |
| | | | | |
| | | | | |
| Seat depth | 470 | 470 | 470 | 470 |
| Design | Cantilever chair without armrests | Cantilever chair with armrests | 4-foot chair without armrests | 4-foot chair with armrests |
| Order no. | 55505-20 | 55505-21 | 55505-10 | 55505-11 |
| Price | | | | |



Dynamic synchronous mechanism




Optional 4D multi-functional armrests



Various standard adjustment options, e.g. back height, seat depth and seat angle



2. Fabric colors for Net Line chairs, "Camira Xtreme" fabric quality



*Black
Fabric YS009*

We would be delighted to offer lots of other colors to meet your specific project details on request


Technical data for "Camira Xtreme" fabrics: 100% recycled polyester according to EU Ecolabel, flame retardant according to DIN 4102 B1, cigarette / match test according to BS EN 1021 – 1/2:2006, weight 310 g/m², 100,000 abrasion cycles, 10-year warranty on abrasion resistance!




Order no. 55505-21 (with armrests)



Order no. 55505-10 (without armrests)





Order-number and weight index

| Order no. | Weight/kg | Page |
|------------------|---|--------------------------|
| 000 - 999 | | |
|5 | 210, 216, 219, 307, 311, 313 | |
|-73.. | 205, 225, 303, 319 | |
|-801 | 211, 223, 224, 251, 259, 311, 313, 328 | |
|-802 | 211, 223, 224, 251, 259, 311, 313, 328 | |
|-871 | 329 | |
|-88 | 319, 329 | |
|-89 | 319, 328 | |
| ...2-... | 115, 117, 119, 121, 122, 125 | |
| ...2-... | 128 | |
|99 | 50, 84, 106, 134, 147, 159, 182, 221, 225, 319, 329 | |
| 0002-00 | 0,1 | 50, 51 |
| 0002-10 | 0,2 | 51, 83, 147, 159, 182 |
| 0002-11 | 0,1 | 51, 83, 147, 159, 182 |
| 0002-12 | 0,1 | 51, 83, 147, 159, 182 |
| 0003-00 | 0,1 | 147, 159, 182 |
| 0004-11 | | 221, 225, 319 |
| 0005-00 | | 393 |
| 0005-10 | 221, 225, 319, 329, 332, 374, 446 | |
| 0006-00 | 50, 51, 84, 85, 107, 135, 267 | |
| 0006-21 | 50, 51, 84, 85, 107, 135, 147 | |
| 0006-50 | | 221, 319 |
| 0008-70 | 0,1 | 50, 51 |
| 0008-700 | 0,1 | 50, 51 |
| 0008-72 | | 50, 51 |
| 0010-010 | 0,1 | 50, 51 |
| 0010-012 | 0,1 | 50, 51 |
| 0010-10 | | 50, 51 |
| 0010-11 | 51, 85, 107, 135, 159, 182 | |
| 0010-12 | 0,1 | 50, 51 |
| 0011-00 | 50, 51, 84, 85, 147, 159, 182 | |
| 0012-00 | 50, 51, 84, 85, 147, 159, 182 | |
| 0019-00 | 0,1 | 49 |
| 0080-00 | 2,8 | 48, 82 |
| 0090-00 | | 48 |
| 0092-00 | | 82 |
| 0101-021 | 0,1 | 446, 447 |
| 0101-023 | 0,3 | 446, 447 |
| 0101-025 | 0,3 | 446, 447 |
| 0101-026 | | 446, 447 |
| 0101-027 | 0,1 | 443 |
| 0101-030 | | 443, 446, 447 |
| 0101-035 | | 443 |

| Order no. | Weight/kg | Page |
|--------------------|-----------|----------------------------|
| 0102-00 | | 392 |
| 0104-00 | 0,1 | 392 |
| 0108-00 | 0,2 | 392 |
| 0202-00 | 0,1 | 392 |
| 0204-00 | 0,1 | 392 |
| 0208-00 | 0,3 | 392 |
| 0216-00 | 0,4 | 392 |
| 1000 - 1999 | | |
| 1000-53 | 0,3 | 323 |
| 1000-841 | 0,1 | 318 |
| 1000-842 | 0,2 | 318 |
| 1034-280 | 3,8 | 306, 308 |
| 1034-80 | 1,9 | 306, 308 |
| 1035-280 | 4,8 | 306, 308 |
| 1035-80 | 2,3 | 306, 308 |
| 1036-280 | 5,2 | 306, 308 |
| 1036-80 | 2,5 | 306, 308 |
| 1037-280 | 6,7 | 306, 308 |
| 1037-80 | 3,1 | 306, 308 |
| 1040-280 | 6,9 | 307, 309 |
| 1040-38 | 1,5 | 310, 318 |
| 1040-39 | 2,2 | 318 |
| 1040-48 | 3,5 | 318 |
| 1040-49 | 3,1 | 318 |
| 1040-80 | 2,9 | 307, 309, 310, 315 |
| 1040-811 | 9,6 | 318 |
| 1040-82 | 2,4 | 318 |
| 1040-83 | 2,3 | 318 |
| 1040-8901 | 1,0 | 319 |
| 1050-280 | 9,5 | 307, 309 |
| 1050-38 | 1,9 | 310, 318 |
| 1050-7010 | 1,7 | 380 |
| 1050-7011 | 13,6 | 380 |
| 1050-80 | 4,1 | 211, 307, 309, 310, 315 |
| 1050-811 | 10,5 | 318 |
| 1050-812 | 9,7 | 318 |
| 1050-82 | 2,6 | 318 |
| 1050-83 | 2,5 | 318 |
| 1050-8901 | 1,3 | 319 |
| 1051-80 | 4,8 | 307, 309 |
| 1051-8901 | 1,6 | 319 |
| 1060-80 | 5,2 | 307, 309, 315 |
| 1060-811 | 11,3 | 318 |
| 1060-812 | 10,4 | 318 |
| 1060-82 | 3,0 | 318 |
| 1060-83 | 3,0 | 318 |
| 1061-80 | 6,2 | 307, 309 |
| 1108-00 | 1,2 | 381 |
| 1118-00 | | 318, 329 |
| 1124-0000 | | 213 |
| 1124-1000 | | 213, 227, 231 |
| 1124-110 | | 316 |
| 1125-110 | | 316 |
| 1128-3399 | | 381 |
| 1128-34 | 0,7 | 381 |
| 1128-5502 | | 306, 311, 313, 319 |
| 1128-55021 | | 319 |

| Order no. | Weight/kg | Page |
|-------------|-----------|---------------|
| 1128-5503 | | 319 |
| 1131-02 | 0,7 | 381 |
| 1160-000 | 65,5 | 378 |
| 1160-80 | 2,6 | 378, 379 |
| 1161-000 | 92,0 | 379 |
| 1170-00 | 115,9 | 379 |
| 1170-100 | 121,1 | 379 |
| 1170-200 | 123,4 | 379 |
| 1170-504 | 129,5 | 380 |
| 1170-701 | 0,3 | 381 |
| 1170-80 | 3,7 | 378, 379, 380 |
| 1170-8110 | 6,1 | 381 |
| 1170-812 | 9,3 | 381 |
| 1170-82 | 2,6 | 381 |
| 1170-83 | 2,6 | 381 |
| 1170-871 | 9,4 | 381 |
| 1171-00 | 85,7 | 378 |
| 1180-00 | 136,7 | 379 |
| 1180-80 | 4,8 | 379 |
| 1180-8110 | 6,9 | 381 |
| 1180-812 | 10,2 | 381 |
| 1180-82 | 2,9 | 381 |
| 1180-83 | 2,8 | 381 |
| 1180-871 | 10,5 | 381 |
| 1181-00 | 101,3 | 379 |
| 12412-311 | 26,9 | 330 |
| 12423-311 | 36,0 | 330 |
| 12423-321 | 41,7 | 331 |
| 12434-311 | 44,9 | 330 |
| 12434-321 | 52,5 | 331 |
| 12736-322 | 80,1 | 331 |
| 12912-312 | 41,0 | 330 |
| 12923-312 | 55,7 | 330 |
| 12923-322 | 66,3 | 331 |
| 12934-312 | 69,8 | 330 |
| 12934-322 | 84,0 | 331 |
| 12936-323 | 106,0 | 331 |
| 130013-81 | 1,6 | 241, 243 |
| 130044-81 | 3,5 | 241, 243 |
| 130076-5713 | 2,8 | 247 |
| 130276-61 | 182,2 | 246 |
| 130276-613 | 109,0 | 247 |
| 130276-62 | 180,0 | 246 |
| 130276-63 | 217,1 | 246 |
| 130276-64 | 221,5 | 246 |
| 130276-65 | 159,3 | 246 |
| 130276-66 | 166,0 | 246 |
| 130276-67 | 182,2 | 246 |
| 130276-68 | 189,4 | 246 |
| 133113-00 | 37,2 | 244 |
| 133113-01 | 55,4 | 244 |
| 133113-02 | 61,6 | 244 |
| 133113-03 | 65,4 | 244 |
| 133113-20 | 51,0 | 244 |
| 133113-21 | 69,0 | 244 |
| 133113-22 | 75,0 | 244 |
| 133113-23 | 78,7 | 244 |
| 133144-00 | 44,9 | 245 |
| 133144-02 | 74,2 | 244 |
| 133144-03 | 82,8 | 245 |

| Order no. | Weight/kg | Page |
|------------|-----------|--------------------|
| 133144-04 | 86,3 | 245 |
| 133144-05 | 81,1 | 245 |
| 133144-07 | 83,8 | 245 |
| 133144-08 | 98,1 | 245 |
| 133144-09 | 95,5 | 245 |
| 133144-20 | 62,1 | 245 |
| 133144-22 | 91,2 | 244 |
| 133144-23 | 99,8 | 245 |
| 133144-24 | 103,2 | 245 |
| 133144-25 | 98,1 | 245 |
| 133144-27 | 100,8 | 245 |
| 133144-28 | 115,0 | 245 |
| 133144-29 | 112,4 | 245 |
| 133413-00 | 29,7 | 243 |
| 133413-010 | 88,1 | 243 |
| 133413-02 | 46,8 | 242 |
| 133413-03 | 49,3 | 242 |
| 133413-04 | 93,3 | 242 |
| 133413-05 | 53,0 | 243 |
| 133413-07 | 70,3 | 243 |
| 133413-08 | 46,8 | 242 |
| 133413-09 | 31,8 | 243 |
| 133413-20 | 42,6 | 241 |
| 133413-210 | 101,0 | 241 |
| 133413-22 | 59,7 | 240 |
| 133413-23 | 62,2 | 240 |
| 133413-24 | 106,2 | 240 |
| 133413-25 | 66,0 | 241 |
| 133413-27 | 83,2 | 240 |
| 133413-28 | 59,7 | 240 |
| 133413-29 | 68,2 | 241 |
| 133944-01 | 27,3 | 242 |
| 133944-02 | 43,6 | 242 |
| 133944-03 | 45,2 | 242 |
| 133944-04 | 48,9 | 242 |
| 133944-05 | 50,5 | 242 |
| 133944-21 | 36,0 | 240 |
| 133944-22 | 52,3 | 240 |
| 133944-23 | 53,8 | 240 |
| 133944-24 | 57,6 | 240 |
| 133944-25 | 59,2 | 240 |
| 133944-701 | 1,5 | 241 |
| 134013-00 | 22,0 | 239 |
| 134013-01 | 27,0 | 239 |
| 134013-02 | 17,3 | 212, 239 |
| 134013-03 | 22,4 | 239 |
| 134013-04 | 25,8 | 239 |
| 134013-20 | 27,7 | 239 |
| 134013-21 | 32,8 | 239 |
| 134013-22 | 23,0 | 212, 239 |
| 134013-23 | 28,2 | 239 |
| 134013-24 | 31,5 | 239 |
| 134013-701 | 1,8 | 241 |
| 140000-701 | 0,9 | 343, 351, 362 |
| 140000-707 | 6,3 | 342 |
| 140000-708 | 5,8 | 342 |
| 140000-709 | 5,3 | 342 |
| 140001-000 | 60,3 | 341 |
| 140001-110 | | 342, 351, 362 |
| 140001-130 | | 342, 351, 362, 374 |

| Order no. | Weight/kg | Page |
|------------|-----------|-------------------------|
| 140001-580 | 6,7 | 342 |
| 140001-740 | 6,7 | 343 |
| 140001-80 | 4,2 | 342, 350 |
| 140001-811 | 5,8 | 343 |
| 140001-82 | 2,8 | 343 |
| 140001-83 | 2,8 | 343 |
| 140002-000 | 51,8 | 341 |
| 140002-110 | | 342, 351, 362 |
| 140002-130 | | 342, 351, 362 |
| 140002-580 | 5,6 | 342 |
| 140002-740 | 5,9 | 343 |
| 140002-80 | 3,1 | 342, 350 |
| 140002-811 | 4,9 | 343 |
| 140002-82 | 2,4 | 343 |
| 140002-83 | 2,5 | 343 |
| 140003-000 | 45,2 | 341 |
| 140003-110 | | 342, 362 |
| 140003-130 | | 342, 362, 374 |
| 140003-580 | 4,5 | 342 |
| 140003-740 | 5,0 | 343 |
| 140003-80 | 2,5 | 342 |
| 140003-811 | 4,2 | 343 |
| 140003-82 | 2,2 | 343 |
| 140003-83 | 2,1 | 343 |
| 140003-88 | 2,8 | 343 |
| 140011-000 | 58,3 | 341 |
| 140012-000 | 50,0 | 341 |
| 140013-000 | 43,2 | 341 |
| 140031-000 | 49,0 | 340 |
| 140032-000 | 42,2 | 340 |
| 140033-000 | 36,3 | 340 |
| 140052-000 | 33,6 | 340 |
| 140053-000 | 28,8 | 340 |
| 140061-80 | 4,0 | 345, 347, 355 |
| 140062-000 | 27,9 | 346 |
| 140062-80 | 3,4 | 345, 346, 347, 353, 355 |
| 140063-000 | 23,8 | 346 |
| 140063-80 | 2,7 | 345, 346, 353 |
| 140081-000 | 25,5 | 347 |
| 140082-000 | 21,4 | 347 |
| 141000-701 | 8,5 | 339, 351 |
| 141001-000 | 99,0 | 339 |
| 141001-710 | | 339 |
| 141001-750 | | 339 |
| 141002-000 | 84,9 | 339 |
| 141002-710 | | 339 |
| 141002-750 | | 339 |
| 141003-000 | 72,7 | 339 |
| 141003-710 | | 339 |
| 141003-750 | | 339 |
| 141010-701 | 6,8 | 339, 351 |
| 141011-000 | 88,6 | 339 |
| 141011-710 | | 339 |
| 141011-750 | | 339 |
| 141012-000 | 53,7 | 339 |
| 141012-710 | | 339 |
| 141012-750 | | 339 |
| 141013-000 | 49,5 | 339 |
| 141013-710 | | 339 |

| Order no. | Weight/kg | Page |
|------------|-----------|----------|
| 141013-750 | | 339 |
| 141030-701 | 5,3 | 339, 351 |
| 141031-000 | 52,3 | 338 |
| 141031-710 | | 338 |
| 141031-750 | | 338 |
| 141032-000 | 45,4 | 338 |
| 141032-710 | | 338 |
| 141032-750 | | 338 |
| 141033-000 | 39,6 | 338 |
| 141033-710 | | 338 |
| 141033-750 | | 338 |
| 141050-701 | 3,6 | 339, 351 |
| 141052-000 | 36,6 | 338 |
| 141052-710 | | 338 |
| 141052-750 | | 338 |
| 141053-000 | 31,8 | 338 |
| 141053-710 | | 338 |
| 141053-750 | | 338 |
| 141060-701 | 2,6 | 346, 353 |
| 141081-000 | 40,6 | 344 |
| 141081-710 | | 344 |
| 141082-000 | 34,4 | 344 |
| 141082-710 | | 344 |
| 141083-000 | 29,5 | 344 |
| 141083-710 | | 344 |
| 142001-000 | 99,5 | 349 |
| 142001-710 | | 349 |
| 142002-000 | 84,5 | 349 |
| 142002-710 | | 349 |
| 142011-000 | 62,9 | 349 |
| 142011-710 | | 349 |
| 142012-000 | 54,5 | 349 |
| 142012-710 | | 349 |
| 142031-000 | 53,1 | 348 |
| 142031-710 | | 348 |
| 142032-000 | 63,3 | 348 |
| 142032-710 | | 348 |
| 142051-000 | 56,3 | 348 |
| 142051-710 | | 348 |
| 142052-000 | 37,1 | 348 |
| 142052-710 | | 348 |
| 142062-000 | 38,0 | 352 |
| 142062-710 | | 352 |
| 142063-000 | 34,2 | 352 |
| 142063-710 | | 352 |
| 142081-000 | 39,3 | 354 |
| 142081-710 | | 354 |
| 142082-000 | 32,8 | 354 |
| 142082-710 | | 354 |
| 143001-000 | 91,5 | 357 |
| 143001-716 | | 357 |
| 143001-740 | | 362 |
| 143001-80 | 4,2 | 362 |
| 143001-811 | 6,0 | 362 |
| 143002-000 | 82,6 | 357 |
| 143002-740 | | 362 |
| 143002-80 | 3,5 | 362 |
| 143002-811 | 5,0 | 362 |
| 143003-000 | 73,7 | 357 |
| 143003-740 | | 362 |

| Order no. | Weight/kg | Page |
|------------|-----------|------|
| 143003-80 | 2,8 | 362 |
| 143003-811 | 4,3 | 362 |
| 143003-88 | 3,1 | 362 |
| 143011-000 | 85,6 | 359 |
| 143011-716 | | 359 |
| 143012-000 | 76,9 | 359 |
| 143013-000 | 68,2 | 359 |
| 143031-000 | 66,8 | 359 |
| 143031-716 | | 359 |
| 143032-000 | 60,5 | 359 |
| 143033-000 | 53,3 | 359 |
| 143051-000 | 54,0 | 358 |
| 143051-716 | | 358 |
| 143052-000 | 48,2 | 358 |
| 143053-000 | 42,5 | 358 |
| 143061-000 | 46,7 | 360 |
| 143061-716 | | 360 |
| 143061-80 | 4,0 | 361 |
| 143062-000 | 40,6 | 360 |
| 143062-80 | 3,3 | 361 |
| 143063-000 | 35,8 | 360 |
| 143063-80 | 2,6 | 361 |
| 143081-000 | 38,9 | 361 |
| 143081-716 | | 361 |
| 143082-000 | 34,1 | 361 |
| 143083-000 | 28,0 | 361 |
| 146000-703 | | 375 |
| 146000-704 | | 375 |
| 146000-705 | | 375 |
| 146000-706 | | 374 |
| 146000-707 | 0,1 | 374 |
| 146000-740 | 0,5 | 374 |
| 146000-750 | 0,5 | 374 |
| 146000-751 | 0,2 | 374 |
| 146021-413 | 109,2 | 364 |
| 146023-412 | 80,0 | 364 |
| 146023-422 | 97,6 | 365 |
| 146023-424 | 106,8 | 365 |
| 146023-623 | 134,8 | 365 |
| 146041-313 | 87,8 | 364 |
| 146043-312 | 64,1 | 364 |
| 146043-322 | 77,3 | 365 |
| 146043-324 | 84,2 | 365 |
| 146200-700 | 3,2 | 375 |
| 146200-701 | 3,6 | 375 |
| 146200-702 | 4,3 | 375 |
| 146200-710 | 0,1 | 375 |
| 146200-720 | 8,5 | 375 |
| 146223-412 | 100,5 | 367 |
| 146223-422 | 116,4 | 369 |
| 146223-424 | 127,6 | 371 |
| 146223-623 | 145,2 | 370 |
| 146223-624 | 154,8 | 372 |
| 146223-800 | 197,2 | 372 |
| 146223-824 | 179,2 | 371 |
| 146224-301 | 75,2 | 366 |
| 146224-321 | 95,9 | 369 |
| 146224-322 | 95,5 | 369 |
| 146224-331 | 76,0 | 367 |
| 146224-622 | 115,6 | 370 |

| Order no. | Weight/kg | Page |
|-------------|--|---------------|
| 146225-411 | 76,3 | 366 |
| 146225-421 | 82,0 | 368 |
| 146225-822 | 123,8 | 370 |
| 146243-312 | 79,7 | 367 |
| 146243-322 | 91,6 | 369 |
| 146243-324 | 100,0 | 371 |
| 146243-600 | 152,3 | 372 |
| 146243-624 | 138,7 | 371 |
| 146245-311 | 60,3 | 366 |
| 146245-321 | 64,5 | 368 |
| 146245-622 | 95,9 | 370 |
| 146273-212 | 58,9 | 367 |
| 146273-222 | 66,6 | 369 |
| 146273-224 | 72,2 | 371 |
| 146273-323 | 81,0 | 370 |
| 146273-324 | 85,8 | 372 |
| 146273-424 | 98,0 | 370 |
| 146274-322 | 64,5 | 370 |
| 146275-211 | 44,0 | 366 |
| 146275-221 | 46,8 | 368 |
| 146275-422 | 67,8 | 370 |
| 148436-00L | 94,9 | 448 |
| 148436-00R | 94,9 | 448 |
| 148436-130 | | 448 |
| 148436-701 | | 450 |
| 148436-702 | | 450 |
| 148436-704 | | 450 |
| 148436-708 | | 450 |
| 148436-709 | | 450 |
| 148436-710 | | 448 |
| 148436-790 | | 451 |
| 148436-8110 | | 450 |
| 148466-00L | | 449 |
| 148466-00R | | 449 |
| 148466-710 | | 449 |
| 148466-790 | | 451 |
| 2000 - 2999 | | |
| 2016-000 | 213, 252, 255, 261, 322, 327 | |
| 2016-110 | | 316 |
| 2017-000 | 213, 227, 231, 252, 253, 255, 257, 322, 323, 327 | |
| 2017-110 | | 316 |
| 2018-000 | 253, 255, 261, 323, 327 | |
| 2019-000 | 253, 255, 257, 261, 323, 327 | |
| 2020-000 | 16,2 | 255, 261 |
| 2021-000 | 98,4 | 255, 261 |
| 2025-02 | | 319, 332, 374 |
| 2025-021 | | 329 |
| 2025-026 | | 319, 329 |
| 2025-03 | | 329 |
| 2025-031 | | 319, 329 |
| 2026-00 | 3,9 | 325 |
| 2027-00 | 4,9 | 317, 325, 329 |
| 2028-00 | 5,1 | 317, 329 |

Order-number and weight index

| Order no. | Weight/kg | Page |
|-----------|-----------|--------------------|
| 2029-00 | 6,1 | 325, 329 |
| 2030-00 | 6,4 | 329 |
| 2031-00 | 5,1 | 325 |
| 2040-00 | 75,3 | 320 |
| 2040-07 | 105,8 | 326 |
| 2040-073 | 115,8 | 326 |
| 2040-200 | 83,9 | 320 |
| 2040-380 | 6,5 | 326 |
| 2040-80 | 4,0 | 326, 328 |
| 2040-8901 | 0,9 | 328 |
| 2044-00 | 22,7 | 252, 322 |
| 2045-00 | 32,1 | 322 |
| 2045-07 | 61,1 | 326 |
| 2045-073 | 63,5 | 326 |
| 2045-09 | 31,8 | 252 |
| 2046-055 | 41,2 | 260 |
| 2046-09 | 39,0 | 254 |
| 2046-1200 | 42,0 | 324 |
| 2047-055 | 49,5 | 261 |
| 2047-09 | 47,8 | 255 |
| 2047-1200 | 47,4 | 324 |
| 2048-1200 | 72,9 | 324 |
| 2049-00 | 73,3 | 250 |
| 2049-055 | 78,9 | 258 |
| 2049-80 | 3,5 | 250, 254, 258, 260 |
| 2050-00 | 84,5 | 320 |
| 2050-07 | 114,9 | 326 |
| 2050-073 | 95,0 | 326 |
| 2050-200 | 93,2 | 320 |
| 2050-380 | 8,5 | 326 |
| 2050-60 | 81,8 | 321 |
| 2050-80 | 5,0 | 326, 328 |
| 2050-82 | 2,9 | 328 |
| 2050-83 | 2,9 | 328 |
| 2050-8901 | 1,5 | 328 |
| 2054-00 | 26,2 | 252, 322 |
| 2055-00 | 35,9 | 323 |
| 2055-07 | 64,8 | 326 |
| 2055-073 | 68,3 | 326 |
| 2055-09 | 35,9 | 253 |
| 2056-055 | 46,3 | 260 |
| 2056-09 | 44,1 | 254 |
| 2056-092 | 46,4 | 257 |
| 2056-1200 | 47,1 | 324 |
| 2057-055 | 56,3 | 261 |
| 2057-09 | 54,6 | 255 |
| 2057-092 | 59,1 | 257 |
| 2057-1200 | 65,2 | 324 |
| 2058-1200 | 82,1 | 324 |
| 2059-00 | 84,5 | 250 |
| 2059-002 | 93,5 | 256 |
| 2059-055 | 90,1 | 258 |
| 2059-80 | 5,0 | 250, 254, 258, 260 |
| 2059-802 | 7,2 | 256 |
| 2066-055 | 51,3 | 260 |
| 2066-09 | 49,1 | 254 |
| 2067-055 | 62,5 | 261 |
| 2067-09 | 60,8 | 255 |
| 2069-00 | 98,4 | 250 |
| 2069-055 | 104,0 | 258 |

| Order no. | Weight/kg | Page |
|-----------|-----------|--------------------|
| 2069-80 | 6,0 | 250, 254, 258, 260 |
| 2140-00 | 97,3 | 321 |
| 2140-07 | 125,6 | 327 |
| 2140-073 | 138,8 | 327 |
| 2140-100 | 106,5 | 321 |
| 2140-380 | 4,4 | 327 |
| 2140-39 | | 329 |
| 2140-80 | 2,7 | 327, 328 |
| 2144-00 | 30,3 | 253, 323 |
| 2145-00 | 45,2 | 323 |
| 2145-07 | 83,1 | 327 |
| 2145-073 | 86,4 | 327 |
| 2145-09 | 44,6 | 253 |
| 2146-055 | 58,9 | 260 |
| 2146-09 | 54,7 | 254 |
| 2146-1200 | 58,8 | 324 |
| 2147-055 | 70,7 | 261 |
| 2147-09 | 66,5 | 255 |
| 2147-1200 | 65,9 | 324 |
| 2148-1200 | 96,9 | 324 |
| 2149-00 | 94,6 | 251 |
| 2149-055 | 104,5 | 259 |
| 2149-80 | 2,4 | 251, 254, 259, 260 |
| 2150-00 | 109,5 | 321 |
| 2150-07 | 137,8 | 327 |
| 2150-073 | 110,9 | 327 |
| 2150-100 | 118,6 | 321 |
| 2150-380 | 5,7 | 327 |
| 2150-60 | 110,7 | 321 |
| 2150-80 | 3,4 | 327, 328 |
| 2150-82 | 2,4 | 328 |
| 2150-83 | 2,3 | 328 |
| 2154-00 | 34,6 | 253, 323 |
| 2155-00 | 50,3 | 323 |
| 2155-07 | 88,2 | 327 |
| 2155-073 | 92,8 | 327 |
| 2155-09 | 49,5 | 253 |
| 2156-055 | 65,0 | 260 |
| 2156-09 | 60,8 | 254 |
| 2156-092 | 64,1 | 257 |
| 2156-1200 | 65,7 | 324 |
| 2157-055 | 78,9 | 261 |
| 2157-09 | 74,7 | 255 |
| 2157-092 | 81,2 | 257 |
| 2157-1200 | 73,8 | 324 |
| 2158-1200 | 109,5 | 324 |
| 2159-00 | 106,4 | 251 |
| 2159-002 | 119,4 | 256 |
| 2159-055 | 116,2 | 259 |
| 2159-80 | 3,0 | 251, 254, 259, 260 |
| 2159-802 | 4,6 | 256 |
| 2166-055 | 71,0 | 260 |
| 2166-09 | 66,8 | 254 |
| 2167-055 | 86,5 | 261 |
| 2167-09 | 82,3 | 255 |
| 2169-00 | 122,8 | 251 |
| 2169-055 | 132,7 | 259 |
| 2169-80 | 3,6 | 251, 254, 259, 260 |

| Order no. | Weight/kg | Page |
|-------------|-----------|----------|
| 3000 - 3999 | | |
| 3200-00L | 56,4 | 383 |
| 3200-00R | 55,6 | 383 |
| 3200-701 | 1,1 | 387 |
| 3200-7021 | | 387 |
| 3200-7027 | | 387 |
| 3200-80 | 2,0 | 387 |
| 3200-82 | 1,6 | 387 |
| 3200-83 | 1,6 | 387 |
| 3200-88 | 2,3 | 387 |
| 3201-00 | 66,3 | 383 |
| 3201-80 | 2,6 | 387 |
| 3201-811 | 7,3 | 387 |
| 3201-82 | 1,8 | 387 |
| 3201-83 | 1,9 | 387 |
| 3201-88 | 3,0 | 387 |
| 3202-00 | 75,0 | 383 |
| 3202-80 | 3,2 | 387 |
| 3202-811 | 8,1 | 387 |
| 3202-82 | 2,1 | 387 |
| 3202-83 | 2,2 | 387 |
| 3203-00 | 83,6 | 383 |
| 3203-80 | 3,9 | 387 |
| 3203-811 | 9,1 | 387 |
| 3203-82 | 2,4 | 387 |
| 3203-83 | 2,4 | 387 |
| 3211-00 | 55,1 | 385 |
| 3212-00 | 62,5 | 385 |
| 3212-0800 | 7,1 | 384 |
| 3212-1000 | 8,9 | 384 |
| 3212-1200 | 11,3 | 384 |
| 3213-00 | 69,0 | 385 |
| 3221-00 | 49,7 | 384 |
| 3222-00 | 55,6 | 384 |
| 3223-00 | 62,9 | 384 |
| 3231-00 | 44,4 | 385 |
| 3232-00 | 50,4 | 385 |
| 3233-00 | 56,2 | 385 |
| 3241-00 | 40,6 | 384 |
| 3242-00 | 45,5 | 384 |
| 3243-00 | 51,4 | 384 |
| 3251-00 | 37,0 | 386 |
| 3253-00 | 48,3 | 386 |
| 3260-00L | 16,8 | 386 |
| 3260-00R | 16,8 | 386 |
| 3261-00 | 20,8 | 386 |
| 3262-00 | 23,3 | 386 |
| 3263-00 | 26,0 | 386 |
| 4000 - 4999 | | |
| 4010-185050 | 33,6 | 130 |
| 4010-185100 | 59,4 | 130 |
| 4011-185100 | 60,2 | 130 |
| 4012-185100 | 66,6 | 130 |
| 4221-25 | 0,5 | 319, 328 |
| 4222-25 | 0,9 | 319, 328 |
| 4400-7002 | | 103 |
| 4400-726 | | 135 |
| 4400-727 | | 135 |

| Order no. | Weight/kg | Page |
|------------|-----------|--------------------------|
| 4400-742 | | 50, 84 |
| 4400-744 | | 50, 84 |
| 4400-749 | | 106 |
| 4493-..65 | | 133 |
| 4493-..72 | | 133 |
| 4493-00 | | 133 |
| 4493-01 | | 133 |
| 4493-02 | | 133 |
| 4493-03 | | 133 |
| 4493-04 | | 133 |
| 4493-05 | | 133 |
| 4493-08 | | 133 |
| 4493-09 | | 133 |
| 4493-10 | | 133 |
| 4493-11 | | 133 |
| 4493-12 | | 133 |
| 4493-13 | | 133 |
| 4493-15 | | 133 |
| 4493-16 | | 133 |
| 4493-17 | | 133 |
| 4493-18 | | 133 |
| 4493-19 | | 133 |
| 4493-20 | | 133 |
| 4493-22 | | 133 |
| 4493-24 | | 133 |
| 4493-25 | | 133 |
| 4493-2765 | | 133 |
| 4493-2772 | | 133 |
| 4500-01 | | 267 |
| 4500-10 | | 104 |
| 4500-11 | | 104 |
| 4500-700 | | 93, 95, 97, 98, 101, 102 |
| 4500-705 | 1,6 | 48, 82, 104 |
| 4500-706 | 0,3 | 48, 82, 104 |
| 4500-707 | 0,9 | 48, 83, 104, 129 |
| 4500-715 | | 104 |
| 4500-718R | | 107 |
| 4500-721 | 0,1 | 107 |
| 4500-7212 | | 107 |
| 4500-723 | | 107 |
| 4500-724 | 0,1 | 107 |
| 4500-7242 | 0,1 | 107 |
| 4500-725 | 0,1 | 107 |
| 4500-7252 | 0,1 | 107 |
| 4500-726 | | 107 |
| 4500-727 | | 107 |
| 4500-740 | | 107, 135 |
| 4500-741 | | 107, 135 |
| 4500-749 | | 134 |
| 4500-74965 | | 132 |
| 4500-74972 | | 132 |
| 4500-75065 | | 132 |
| 4500-75072 | | 132 |
| 4500-760 | 0,1 | 104, 129 |
| 4500-761 | 0,1 | 82, 105 |
| 4500-762 | 0,4 | 82, 105, 129 |
| 4500-765 | 1,8 | 104 |
| 4500-765E | | 104 |
| 4500-766 | 2,1 | 104 |

| Order no. | Weight/kg | Page |
|------------|-----------|----------|
| 4500-766E | | 104 |
| 4500-7703R | 0,1 | 105 |
| 4500-770R | 0,1 | 105 |
| 4500-7713R | 0,1 | 105 |
| 4500-771R | 0,1 | 105 |
| 4500-7733 | 0,1 | 105 |
| 4500-773R | 0,1 | 105 |
| 4500-775 | 0,1 | 105 |
| 4500-776 | 0,1 | 105 |
| 4500-777 | 0,1 | 105 |
| 4500-778 | | 105 |
| 4501-01 | 31,6 | 264 |
| 4501-02 | 50,1 | 264 |
| 4501-06 | 72,3 | 265 |
| 4501-0601 | 0,1 | 106, 134 |
| 4501-0611 | | 106, 134 |
| 4501-07 | 68,7 | 265 |
| 4501-10 | 54,2 | 265 |
| 4501-11 | 44,9 | 264 |
| 4501-14 | 42,9 | 264 |
| 4502-01 | 41,6 | 264 |
| 4502-02 | 60,1 | 264 |
| 4502-03 | 73,4 | 264 |
| 4502-04 | 92,6 | 265 |
| 4502-05 | 93,6 | 264 |
| 4502-06 | 82,3 | 265 |
| 4502-0601 | 0,1 | 106, 134 |
| 4502-0611 | | 106, 134 |
| 4502-07 | 78,7 | 265 |
| 4502-09 | 123,0 | 265 |
| 4502-10 | 64,2 | 265 |
| 4502-11 | 54,9 | 264 |
| 4502-12 | 78,7 | 265 |
| 4502-13 | 101,3 | 265 |
| 4502-14 | 52,9 | 264 |
| 4503-01 | 51,6 | 264 |
| 4503-02 | 70,1 | 264 |
| 4503-03 | 83,4 | 264 |
| 4503-04 | 102,6 | 265 |
| 4503-05 | 103,6 | 264 |
| 4503-06 | 92,3 | 265 |
| 4503-07 | 88,7 | 265 |
| 4503-09 | 133,0 | 265 |
| 4503-10 | 74,2 | 265 |
| 4503-11 | 64,9 | 264 |
| 4503-12 | 88,7 | 265 |
| 4503-13 | 111,3 | 265 |
| 4503-14 | 62,9 | 264 |
| 45100-10 | 32,6 | 92 |
| 45100-12 | 38,0 | 92 |
| 45100-20 | 53,7 | 92, 103 |
| 45100-22 | 67,8 | 92, 103 |
| 45100-30 | 73,6 | 93 |
| 45100-32 | 80,8 | 93 |
| 45100-40 | 91,0 | 93 |
| 45100-90 | 6,7 | 102 |
| 45101-10 | 34,2 | 94 |
| 45101-12 | 39,7 | 94 |
| 45101-20 | 57,1 | 94 |
| 45101-22 | 64,5 | 94 |

| Order no. | Weight/kg | Page |
|-----------|-----------|---------|
| 45101-30 | 78,6 | 95 |
| 45101-32 | 86,1 | 95 |
| 45101-40 | 97,7 | 95 |
| 45101-90 | 7,8 | 102 |
| 45102-10 | 35,5 | 96 |
| 45102-12 | 41,4 | 96 |
| 45102-20 | 59,6 | 96 |
| 45102-22 | 67,8 | 96 |
| 45102-30 | 82,4 | 97 |
| 45102-32 | 91,0 | 97 |
| 45102-40 | 102,7 | 97 |
| 45103-10 | 37,9 | 96 |
| 45103-12 | 44,3 | 96 |
| 45103-20 | 64,4 | 96 |
| 45103-22 | 85,2 | 96 |
| 45103-30 | 89,7 | 97 |
| 45103-32 | 99,7 | 97 |
| 45103-40 | 112,5 | 97 |
| 45104-10 | 40,4 | 98 |
| 45104-12 | 47,2 | 98 |
| 45104-20 | 69,4 | 98 |
| 45104-22 | 79,4 | 98 |
| 45104-30 | 97,1 | 99 |
| 45104-32 | 108,5 | 99 |
| 45104-40 | 122,3 | 99 |
| 45105-10 | 42,6 | 98 |
| 45105-12 | 49,9 | 98 |
| 45105-20 | 73,9 | 98 |
| 45105-22 | 84,7 | 98 |
| 45105-30 | 103,8 | 99 |
| 45105-32 | 116,4 | 99 |
| 45105-40 | 131,3 | 99 |
| 45107-20 | | 103 |
| 45107-22 | | 103 |
| 45110-710 | | 92, 102 |
| 45110-730 | | 92, 102 |
| 45112-710 | | 92 |
| 45112-730 | | 92 |
| 45120-710 | | 92 |
| 45120-730 | | 92 |
| 45122-710 | | 92 |
| 45122-730 | | 92 |
| 45130-710 | | 93 |
| 45130-730 | | 93 |
| 45132-710 | | 93 |
| 45132-730 | | 93 |
| 45140-710 | | 93 |
| 45140-730 | | 93 |
| 45180-122 | 59,6 | 100 |
| 45180-132 | 51,1 | 100 |
| 45180-224 | 104,3 | 100 |
| 45180-234 | 91,0 | 100 |
| 45180-326 | 145,8 | 101 |
| 45180-336 | 129,5 | 101 |
| 45180-438 | 165,6 | 101 |
| 45181-326 | 134,8 | 100 |
| 45181-336 | 118,4 | 100 |
| 45210-710 | | 94, 102 |
| 45210-730 | | 94, 102 |
| 45212-710 | | 94 |

| Order no. | Weight/kg | Page |
|-----------|-----------|------|
| 45212-730 | | 94 |
| 45220-710 | | 94 |
| 45220-730 | | 94 |
| 45222-710 | | 94 |
| 45222-730 | | 94 |
| 45230-710 | | 95 |
| 45230-730 | | 95 |
| 45232-710 | | 95 |
| 45232-730 | | 95 |
| 45240-710 | | 95 |
| 45240-730 | | 95 |
| 4531-70 | 2,8 | 103 |
| 4532-70 | 3,9 | 103 |
| 4533-70 | 5,2 | 103 |
| 4534-70 | 6,4 | 103 |
| 45410-710 | | 96 |
| 45410-730 | | 96 |
| 45412-710 | | 96 |
| 45412-730 | | 96 |
| 4541-70 | 3,1 | 103 |
| 45420-710 | | 96 |
| 45420-730 | | 96 |
| 45422-710 | | 96 |
| 45422-730 | | 96 |
| 4542-70 | 4,8 | 103 |
| 45430-710 | | 97 |
| 45430-730 | | 97 |
| 45432-710 | | 97 |
| 45432-730 | | 97 |
| 4543-70 | 6,4 | 103 |
| 45440-710 | | 97 |
| 45440-730 | | 97 |
| 45610-710 | | 98 |
| 45610-730 | | 98 |
| 45612-710 | | 98 |
| 45612-730 | | 98 |
| 45620-710 | | 98 |
| 45620-730 | | 98 |
| 45622-710 | | 98 |
| 45622-730 | | 98 |
| 45630-710 | | 99 |
| 45630-730 | | 99 |
| 45632-710 | | 99 |
| 45632-730 | | 99 |
| 45640-710 | | 99 |
| 45640-730 | | 99 |
| 4570-081 | 5,7 | 267 |
| 4570-082 | 10,5 | 267 |
| 4570-083 | 11,6 | 267 |
| 4570-084 | 2,9 | 267 |
| 4570-085 | 7,4 | 267 |
| 4570-086 | 3,1 | 267 |
| 4570-087 | 10,6 | 267 |
| 4570-088 | 9,3 | 267 |
| 4570-091 | 1,0 | 267 |
| 4570-092 | 2,0 | 267 |
| 4570-111 | | 267 |
| 4570-112 | | 267 |
| 4570-113 | | 267 |
| 4570-12 | 4,0 | 267 |

| Order no. | Weight/kg | Page |
|-----------|-----------|------|
| 4570-13 | | 267 |
| 4570-14 | 0,7 | 267 |
| 4571-01 | | 282 |
| 4571-02 | | 282 |
| 4571-03 | | 282 |
| 4571-04 | | 282 |
| 4572-001 | | 282 |
| 4572-002 | | 282 |
| 4572-003 | | 282 |
| 4572-004 | 0,1 | 282 |
| 4572-005 | 0,1 | 282 |
| 4572-006 | 0,1 | 282 |
| 4572-007 | 0,1 | 282 |
| 4572-008 | 0,1 | 282 |
| 4572-009 | | 282 |
| 4572-010 | | 282 |
| 4572-011 | | 282 |
| 4572-012 | | 282 |
| 4572-013 | | 282 |
| 4572-014 | | 282 |
| 4572-015 | | 282 |
| 4572-016 | | 282 |
| 4572-017 | | 282 |
| 4572-018 | | 282 |
| 4572-019 | | 282 |
| 4572-020 | | 282 |
| 4572-021 | | 282 |
| 4572-022 | 0,5 | 283 |
| 4572-023 | 0,1 | 282 |
| 4572-024 | 0,1 | 282 |
| 4572-025 | | 282 |
| 4572-026 | | 282 |
| 4572-027 | 0,1 | 282 |
| 4572-028 | | 282 |
| 4572-029 | 0,1 | 282 |
| 4572-030 | 0,1 | 282 |
| 4572-031 | 0,1 | 282 |
| 4572-032 | 0,2 | 282 |
| 4572-033 | 0,2 | 282 |
| 4572-034 | 0,4 | 282 |
| 4572-035 | 0,2 | 282 |
| 4572-036 | 0,4 | 282 |
| 4572-037 | 0,7 | 283 |
| 4572-038 | 0,1 | 283 |
| 4572-039 | 0,1 | 283 |
| 4572-040 | 0,3 | 283 |
| 4572-041 | 0,1 | 283 |
| 4572-042 | 0,4 | 283 |
| 4572-044 | | 283 |
| 4572-045 | | 283 |
| 4572-047 | | 282 |
| 4572-048 | | 282 |
| 4572-049 | | 282 |
| 4572-050 | 0,2 | 282 |
| 4572-052 | 0,3 | 283 |
| 4572-053 | 0,1 | 283 |
| 4572-054 | 0,3 | 283 |
| 4572-055 | 0,4 | 283 |
| 4572-056 | 0,7 | 283 |
| 4573-003 | | 283 |

Order-number and weight index

| Order no. | Weight/kg | Page | Order no. | Weight/kg | Page | Order no. | Weight/kg | Page | Order no. | Weight/kg | Page |
|------------|-----------|---------------------------------|-----------|----------------|------|------------|-----------|---------------|------------|-----------|---------|
| 4573-004 | | 283 | 46120-730 | 114, 116, 118, | | 46430-750 | | 121 | 480203-40 | 54,9 | 148 |
| 4573-005 | | 283 | | 120, 123, 124 | | 46432-750 | | 121 | 480206-20 | 40,4 | 150 |
| 4573-006 | | 283 | 46120-750 | | 114 | 4643-70 | 6,4 | 128 | 480206-30 | 56,6 | 150 |
| 4590-70 | | 103 | 46122-730 | 114, 117, 118, | | 46440-750 | | 121 | 480206-40 | 73,6 | 150 |
| 4591-70 | | 103 | | 120, 123, 125 | | 46510-10 | 47,1 | 122 | 48060-105 | 39,2 | 80, 196 |
| 4600-580 | 4,3 | 129 | 46122-750 | | 114 | 46510-12 | 52,7 | 122 | 48060-110 | 47,2 | 80, 196 |
| 4600-582 | 5,3 | 129 | 46130-730 | 115, 117, 119, | | 46510-20 | 86,7 | 123 | 48060-205 | 66,8 | 80, 196 |
| 4600-716 | 7,7 | 114, 116, 119, 121, 122, 124 | | 121, 123, 125 | | 46510-22 | 97,9 | 123 | 48060-210 | 83,9 | 80, 196 |
| 4600-718 | 1,0 | 135 | 46130-750 | | 115 | 46510-30 | 126,7 | 123 | 48070-210 | 43,2 | 80, 196 |
| 4600-721 | 0,3 | 135 | 46132-730 | 115, 117, 119, | | 46510-32 | 144,1 | 123 | 48115-12 | 27,3 | 192 |
| 4600-7212 | | 135 | | 121, 123, 125 | | 46510-40 | 167,3 | 123 | 48115-22 | 44,8 | 192 |
| 4600-724 | 0,3 | 135 | 46132-750 | | 115 | 46510-750 | | 122 | 48115-32 | 62,6 | 192 |
| 4600-7242 | 0,1 | 135 | 46140-730 | 115, 117, 119, | | 46512-750 | | 122 | 48115-42 | 80,5 | 192 |
| 4600-730 | 0,3 | 135 | | 121, 123, 125 | | 46520-750 | | 123 | 48160-105 | 39,9 | 80, 196 |
| 4600-731R | 0,3 | 135 | 46140-750 | | 115 | 46522-750 | | 123 | 48160-110 | 48,0 | 80, 196 |
| 4600-732R | | 135 | 46210-10 | 39,2 | 116 | 46530-750 | | 123 | 48160-205 | 68,5 | 80, 196 |
| 4600-733 | 0,4 | 135 | 46210-12 | 44,3 | 116 | 46532-750 | | 123 | 48160-210 | 85,5 | 80, 196 |
| 4600-734 | 0,1 | 135 | 46210-20 | 95,5 | 116 | 46540-750 | | 123 | 48170-210 | 44,4 | 80, 196 |
| 4600-7342 | 0,1 | 135 | 46210-22 | 81,3 | 117 | 46610-10 | 49,8 | 124 | 48215-12 | 30,4 | 191 |
| 4600-744 | | 135 | 46210-30 | 76,3 | 117 | 46610-12 | 55,6 | 124 | 48215-121 | 29,5 | 191 |
| 4600-760 | 1,2 | 128 | 46210-32 | 119,2 | 117 | 46610-20 | 92,1 | 124 | 48215-22 | 50,9 | 191 |
| 4600-761 | 1,6 | 128 | 46210-40 | 100,3 | 117 | 46610-22 | 103,7 | 125 | 48215-221 | 49,1 | 191 |
| 4600-762 | 2,4 | 128 | 46210-750 | | 116 | 46610-30 | 134,8 | 125 | 48215-32 | 71,7 | 191 |
| 4600-763 | 3,1 | 128 | 46212-750 | | 116 | 46610-32 | 152,8 | 125 | 48215-321 | 68,9 | 191 |
| 4600-764 | 3,5 | 128 | 46220-750 | | 116 | 46610-40 | 178,1 | 125 | 48215-42 | 92,5 | 191 |
| 4600-765 | 4,8 | 128 | 46222-750 | | 117 | 46610-750 | | 124 | 48215-421 | 88,8 | 191 |
| 4600-7703R | 0,1 | 129 | 46226-20 | 94,2 | 126 | 46612-750 | | 124 | 48270-7015 | 0,5 | 80, 196 |
| 4600-770R | 0,1 | 129 | 46230-750 | | 117 | 46620-750 | | 124 | 483103-20 | 28,3 | 149 |
| 4600-7713R | 0,1 | 129 | 46232-750 | | 117 | 46622-750 | | 125 | 483103-30 | 38,2 | 149 |
| 4600-771R | 0,1 | 129 | 46240-750 | | 117 | 46630-750 | | 125 | 483103-40 | 50,4 | 149 |
| 4600-773 | 0,1 | 129 | 46310-10 | 41,5 | 118 | 46632-750 | | 125 | 483106-20 | 40,4 | 151 |
| 4600-7733 | 0,1 | 129 | 46310-12 | 46,6 | 118 | 46640-750 | | 125 | 483106-30 | 55,2 | 151 |
| 4600-89 | 1,7 | 129 | 46310-20 | 75,7 | 118 | 4800-1210 | | 197 | 483106-40 | 71,9 | 151 |
| 4602-89 | 2,1 | 129 | 46310-22 | 85,9 | 118 | 4800-2210 | | 197 | 48315-13 | 33,9 | 190 |
| 4604-10 | 2,8 | 128 | 46310-30 | 110,1 | 119 | 4800-70251 | 1,1 | 191, 192, 195 | 48315-131 | 31,9 | 190 |
| 4604-12 | 3,5 | 128 | 46310-32 | 126,1 | 119 | 4800-707 | 0,5 | 193 | 48315-23 | 57,2 | 190 |
| 4604-20 | 5,1 | 128 | 46310-40 | 145,1 | 119 | 48010-1210 | 48,3 | 197 | 48315-231 | 53,1 | 190 |
| 4604-200 | | 128 | 46310-750 | | 118 | 48010-2210 | 87,5 | 197 | 48315-33 | 80,7 | 190 |
| 4604-22 | 6,7 | 128 | 46312-750 | | 118 | 480103-20 | 28,2 | 148 | 48315-331 | 74,6 | 190 |
| 4604-220 | | 128 | 4631-70 | 2,8 | 128 | 480103-30 | 39,1 | 148 | 483203-20 | 30,0 | 149 |
| 4604-30 | 7,5 | 128 | 46320-750 | | 118 | 480103-40 | 52,1 | 148 | 483203-30 | 41,2 | 149 |
| 4604-300 | | 128 | 46322-750 | | 118 | 480106-20 | 39,1 | 150 | 483203-40 | 54,2 | 149 |
| 4604-32 | 9,9 | 128 | 4632-70 | 3,9 | 128 | 480106-30 | 54,7 | 150 | 483206-20 | 41,6 | 151 |
| 4604-320 | | 128 | 46330-750 | | 119 | 480106-40 | 71,1 | 150 | 483206-30 | 58,2 | 151 |
| 4604-710L | 0,7 | 128 | 46332-750 | | 119 | 48015-12 | 28,8 | 192 | 483206-40 | 75,5 | 151 |
| 4604-710R | 0,7 | 128 | 4633-70 | 5,2 | 128 | 48015-121 | 26,4 | 192 | 48415-012 | | 195 |
| 46110-10 | 37,5 | 114 | 46340-750 | | 119 | 48015-22 | 47,7 | 192 | 48415-024 | | 195 |
| 46110-12 | 42,3 | 114 | 46410-10 | 44,3 | 120 | 48015-221 | 43,0 | 192 | 48615-000 | | 194 |
| 46110-20 | 67,5 | 114 | 46410-12 | 49,7 | 120 | 48015-32 | 66,9 | 192 | 4900-700 | 0,2 | 77, 82 |
| 46110-22 | 77,1 | 114 | 46410-20 | 81,3 | 120 | 48015-321 | 59,9 | 192 | 4900-701 | | 85 |
| 46110-30 | 97,9 | 115 | 46410-22 | 92,1 | 120 | 48015-42 | 86,1 | 192 | 4900-702 | 0,1 | 82 |
| 46110-32 | 112,9 | 115 | 46410-30 | 118,5 | 121 | 48015-421 | 76,7 | 192 | 4900-707 | | 81 |
| 46110-40 | 128,9 | 115 | 46410-32 | 135,3 | 121 | 48015-711L | 0,1 | 193 | 4900-718 | | 84, 85 |
| 46110-730 | | 114, 116, 118, 120, 122, 124 | 46410-40 | 156,3 | 121 | 48015-711R | 0,1 | 193 | 4900-721 | 0,1 | 84, 85 |
| 46110-750 | | 114 | 46410-750 | | 120 | 48015-713 | | 193 | 4900-7212 | | 84, 85 |
| 46112-730 | | 114, 116, 118, 120, 122, 124 | 46412-750 | | 120 | 48015-770 | | 193, 194 | 4900-723 | | 84, 85 |
| 46112-750 | | 114 | 4641-70 | 3,1 | 128 | 48020-1210 | 49,0 | 197 | 4900-724 | 0,1 | 84, 85 |
| | | | 46420-750 | | 120 | 48020-2210 | 89,1 | 197 | 4900-7242 | 0,1 | 84, 85 |
| | | | 46422-750 | | 120 | 480203-20 | 29,6 | 148 | 4900-725 | 0,1 | 84, 85 |
| | | | 4642-70 | 4,8 | 128 | 480203-30 | 41,0 | 148 | 4900-7252 | 0,1 | 84, 85 |

| Order no. | Weight/kg | Page |
|-----------|-----------|-------------------|
| 4900-749 | | 85 |
| 4900-765 | 3,1 | 82 |
| 4900-766 | 3,7 | 82 |
| 4900-770 | 0,1 | 82 |
| 4900-7703 | | 82 |
| 4900-772 | 0,1 | 82 |
| 4900-7723 | | 82 |
| 4900-773 | 0,1 | 82 |
| 4900-7732 | 0,1 | 82 |
| 4900-7733 | | 82 |
| 49010-10 | 28,8 | 56 |
| 49010-103 | 31,2 | 72 |
| 49010-104 | 32,6 | 72 |
| 49010-105 | 34,0 | 74 |
| 49010-12 | 32,2 | 56 |
| 49010-123 | 34,8 | 72 |
| 49010-124 | 36,6 | 72 |
| 49010-125 | 38,0 | 74 |
| 49010-20 | 47,9 | 56 |
| 49010-203 | 54,9 | 72 |
| 49010-204 | 57,7 | 72 |
| 49010-205 | 60,3 | 74 |
| 49010-208 | 54,8 | 67 |
| 49010-22 | 52,3 | 56 |
| 49010-223 | 60,4 | 72 |
| 49010-224 | 63,9 | 72 |
| 49010-225 | 67,4 | 74 |
| 49010-228 | 61,3 | 67 |
| 49010-30 | 59,5 | 57 |
| 49010-303 | 73,9 | 73 |
| 49010-304 | 78,1 | 73 |
| 49010-305 | 86,8 | 75 |
| 49010-32 | 75,1 | 57 |
| 49010-323 | 87,3 | 73 |
| 49010-324 | 92,5 | 73 |
| 49010-325 | 97,8 | 75 |
| 49010-40 | 83,0 | 57 |
| 49010-403 | 97,1 | 73 |
| 49010-404 | 102,6 | 73 |
| 49010-405 | 108,0 | 75 |
| 4901-0601 | 0,1 | 85, 147, 159, 182 |
| 4901-0611 | | 85, 147, 159, 182 |
| 49012-20 | 48,8 | 60 |
| 49012-208 | 57,5 | 67 |
| 49012-22 | 52,7 | 60 |
| 49012-228 | 67,2 | 67 |
| 49012-40 | 83,1 | 60 |
| 49020-10 | 29,3 | 56 |
| 49020-103 | 31,8 | 72 |
| 49020-104 | 33,2 | 72 |
| 49020-105 | 34,5 | 74 |
| 49020-12 | 33,8 | 56 |
| 49020-123 | 36,4 | 72 |
| 49020-124 | 38,2 | 72 |
| 49020-125 | 39,9 | 74 |
| 49020-20 | 49,1 | 56 |
| 49020-203 | 56,1 | 72 |
| 49020-204 | 58,9 | 72 |
| 49020-205 | 61,8 | 74 |
| 49020-208 | 56,0 | 67 |

| Order no. | Weight/kg | Page |
|-----------|-----------|-------------------|
| 49020-22 | 53,9 | 56 |
| 49020-223 | 62,0 | 72 |
| 49020-224 | 65,5 | 72 |
| 49020-225 | 69,0 | 74 |
| 49020-228 | 62,9 | 67 |
| 49020-30 | 65,2 | 57 |
| 49020-303 | 76,7 | 73 |
| 49020-304 | 79,9 | 73 |
| 49020-305 | 84,0 | 75 |
| 49020-32 | 77,6 | 57 |
| 49020-323 | 89,8 | 73 |
| 49020-324 | 95,0 | 73 |
| 49020-325 | 100,3 | 75 |
| 49020-40 | 85,5 | 57 |
| 49020-403 | 100,9 | 73 |
| 49020-404 | 105,1 | 73 |
| 49020-405 | 110,5 | 75 |
| 4902-0601 | | 85, 147, 159, 182 |
| 4902-0611 | | 85, 147, 159, 182 |
| 49022-20 | 50,0 | 60 |
| 49022-208 | 57,8 | 67 |
| 49022-22 | 54,4 | 60 |
| 49022-228 | 64,7 | 67 |
| 49022-40 | 85,7 | 60 |
| 49030-10 | 32,8 | 58 |
| 49030-12 | 37,4 | 58 |
| 49030-20 | 52,8 | 58 |
| 49030-22 | 59,4 | 58 |
| 49030-30 | 69,1 | 59 |
| 49030-32 | 84,2 | 59 |
| 49030-40 | 89,5 | 59 |
| 49032-20 | 54,0 | 61 |
| 49032-22 | 56,5 | 61 |
| 49032-40 | 90,3 | 61 |
| 49040-10 | 32,6 | 58 |
| 49040-12 | 37,4 | 58 |
| 49040-20 | 53,3 | 58 |
| 49040-22 | 60,6 | 58 |
| 49040-30 | 68,9 | 59 |
| 49040-32 | 87,8 | 59 |
| 49040-40 | 93,1 | 59 |
| 49042-20 | 54,6 | 61 |
| 49042-22 | 57,6 | 61 |
| 49042-40 | 93,8 | 61 |
| 49050-10 | 33,8 | 58 |
| 49050-12 | 37,8 | 58 |
| 49050-20 | 54,8 | 58 |
| 49050-22 | 60,4 | 58 |
| 49050-30 | 72,4 | 59 |
| 49050-32 | 87,2 | 59 |
| 49050-40 | 95,1 | 59 |
| 49052-20 | 55,7 | 62 |
| 49052-22 | 60,9 | 62 |
| 49052-40 | 95,2 | 62 |
| 49056-20 | 67,3 | 63 |
| 49056-22 | 76,2 | 63 |
| 49056-40 | | 63 |
| 49060-20 | 54,4 | 66 |
| 49060-22 | 58,0 | 66 |
| 49090-10 | 10,8 | 76 |

| Order no. | Weight/kg | Page |
|------------|-----------|------------------------|
| 49090-12 | 11,1 | 76 |
| 49090-20 | 19,0 | 76 |
| 49090-22 | 19,3 | 76 |
| 49090-30 | 25,1 | 77 |
| 49090-32 | 30,4 | 77 |
| 49090-40 | 34,0 | 77 |
| 490910-730 | | 76 |
| 490910-750 | | 76 |
| 490912-730 | | 76 |
| 490912-750 | | 76 |
| 490920-730 | | 76 |
| 490920-750 | | 76 |
| 49092-20 | 19,2 | 76 |
| 49092-22 | 20,1 | 76 |
| 490922-730 | | 76 |
| 490922-750 | | 76 |
| 49092-40 | 37,3 | 76 |
| 490930-730 | | 77 |
| 490930-750 | | 77 |
| 490932-730 | | 77 |
| 490932-750 | | 77 |
| 490940-730 | | 77 |
| 490940-750 | | 77 |
| 49110-00 | 53,2 | 66 |
| 49110-02 | 58,5 | 66 |
| 49110-730 | | 56, 58 |
| 49110-750 | | 56, 58 |
| 49112-730 | | 56, 58 |
| 49112-750 | | 56, 58 |
| 49120-00 | 54,3 | 66 |
| 49120-02 | 60,1 | 66 |
| 49120-730 | | 56, 58, 60, 61, 63, 67 |
| 49120-750 | | 56, 58, 60, 61, 63, 67 |
| 49122-730 | | 56, 58, 60, 61, 63, 67 |
| 49122-750 | | 56, 58, 60, 61, 63, 67 |
| 49130-730 | | 57, 59 |
| 49130-750 | | 57, 59 |
| 49132-730 | | 57, 59 |
| 49132-750 | | 57, 59 |
| 49140-730 | | 57, 59, 60, 61, 63 |
| 49140-750 | | 57, 59, 60, 61, 63 |
| 49160-20 | 57,3 | 66 |
| 49160-22 | 62,3 | 66 |
| 49210-20 | 50,1 | 64 |
| 49210-40 | 85,6 | 64 |
| 49212-208 | 45,9 | 67 |
| 49220-20 | 51,3 | 65 |
| 49220-40 | 88,2 | 65 |
| 49220-730 | | 68, 69, 70 |
| 49220-750 | | 68, 69, 70 |
| 49222-208 | 49,4 | 67 |
| 49222-730 | | 68, 69, 70 |
| 49222-750 | | 68, 69, 70 |
| 49230-730 | | 68, 69, 70 |
| 49230-750 | | 68, 69, 70 |
| 49232-730 | | 68, 69, 70 |
| 49232-750 | | 68, 69, 70 |
| 49240-730 | | 68, 69, 70 |
| 49240-750 | | 68, 69, 70 |

| Order no. | Weight/kg | Page |
|------------|-----------|------|
| 49250-20 | 56,9 | 65 |
| 49250-40 | 97,8 | 65 |
| 49310-20 | 49,1 | 68 |
| 49310-22 | 53,6 | 68 |
| 49310-30 | 65,2 | 68 |
| 49310-32 | 77,1 | 68 |
| 49310-40 | 85,4 | 68 |
| 49310-730 | | 72 |
| 49310-750 | | 72 |
| 49312-730 | | 72 |
| 49312-750 | | 72 |
| 4931-70 | 3,0 | 81 |
| 49320-20 | 50,3 | 69 |
| 49320-22 | 74,8 | 69 |
| 49320-30 | 67,0 | 69 |
| 49320-32 | 108,9 | 69 |
| 49320-40 | 87,9 | 69 |
| 49320-730 | | 72 |
| 49320-750 | | 72 |
| 49322-730 | | 72 |
| 49322-750 | | 72 |
| 4932-70 | 3,9 | 81 |
| 49330-730 | | 73 |
| 49330-750 | | 73 |
| 49332-730 | | 73 |
| 49332-750 | | 73 |
| 4933-70 | 5,2 | 81 |
| 49340-730 | | 73 |
| 49340-750 | | 73 |
| 4934-70 | 6,4 | 81 |
| 49350-20 | 56,0 | 70 |
| 49350-22 | 61,8 | 70 |
| 49350-30 | 74,3 | 70 |
| 49350-32 | 89,2 | 70 |
| 49350-40 | 97,5 | 70 |
| 4940-20 | | 79 |
| 4940-21 | | 79 |
| 49406-00 | 69,1 | 78 |
| 49406-02 | 76,3 | 79 |
| 494060-730 | | 78 |
| 494060-750 | | 78 |
| 494062-730 | | 79 |
| 494062-750 | | 79 |
| 49408-00 | 71,9 | 78 |
| 49408-02 | 79,8 | 79 |
| 494080-730 | | 78 |
| 494080-750 | | 78 |
| 494082-730 | | 79 |
| 494082-750 | | 79 |
| 49410-00 | 74,6 | 78 |
| 49410-02 | 83,3 | 79 |
| 494100-730 | | 78 |
| 494100-750 | | 78 |
| 494102-730 | | 79 |
| 494102-750 | | 79 |
| 49410-730 | | 72 |
| 49410-750 | | 72 |
| 49412-730 | | 72 |
| 49412-750 | | 72 |
| 4941-70 | 4,0 | 81 |

Order-number and weight index

| Order no. | Weight/kg | Page |
|-------------|-----------|------|
| 49420-730 | | 72 |
| 49420-750 | | 72 |
| 49422-730 | | 72 |
| 49422-750 | | 72 |
| 4942-70 | 4,8 | 81 |
| 49430-730 | | 73 |
| 49430-750 | | 73 |
| 49432-730 | | 73 |
| 49432-750 | | 73 |
| 4943-70 | 6,4 | 81 |
| 49440-730 | | 73 |
| 49440-750 | | 73 |
| 49510-730 | | 74 |
| 49510-750 | | 74 |
| 49512-730 | | 74 |
| 49512-750 | | 74 |
| 49520-730 | | 74 |
| 49520-750 | | 74 |
| 49522-730 | | 74 |
| 49522-750 | | 74 |
| 49530-730 | | 75 |
| 49530-750 | | 75 |
| 49532-730 | | 75 |
| 49532-750 | | 75 |
| 49540-730 | | 75 |
| 49540-750 | | 75 |
| 495620-730 | | 63 |
| 495622-730 | | 63 |
| 495640-730 | | 63 |
| 49610-22 | 53,2 | 71 |
| 49610-32 | 76,0 | 71 |
| 49620-22 | 54,8 | 71 |
| 49620-32 | 78,7 | 71 |
| 49622-730 | | 71 |
| 49622-750 | | 71 |
| 49632-730 | | 71 |
| 49632-750 | | 71 |
| 49650-22 | 61,4 | 71 |
| 49650-32 | 88,2 | 71 |
| 5000 - 5999 | | |
| 5005-60 | | 325 |
| 5005-61 | | 325 |
| 51022-1.1 | 35,8 | 422 |
| 51022-1.9 | 29,1 | 422 |
| 51022-2.10 | 8,6 | 422 |
| 520410-1.1 | | 408 |
| 520410-1.10 | | 408 |
| 520410-1.20 | | 409 |
| 520410-1.22 | | 409 |
| 520410-1.4 | | 409 |
| 520410-1.7 | | 409 |
| 520410-1.8 | | 408 |
| 520420-1.1 | 48,1 | 430 |
| 520420-1.9 | 42,6 | 430 |
| 520430-1.24 | 23,7 | 431 |
| 520430-1.3 | 23,7 | 431 |
| 520440-1.24 | 19,1 | 431 |
| 520440-1.3 | 19,1 | 431 |
| 520461-4.17 | 82,2 | 424 |

| Order no. | Weight/kg | Page |
|-------------|-----------|---------------|
| 520461-4.19 | | 424 |
| 520471-4.17 | 164,0 | 426 |
| 520471-4.19 | 80,0 | 426 |
| 520490-1.1 | | 410 |
| 520490-1.10 | | 410 |
| 520490-1.20 | | 411 |
| 520490-1.22 | | 411 |
| 520490-1.4 | | 411 |
| 520490-1.7 | | 411 |
| 520490-1.8 | | 410 |
| 520700-705 | | 411 |
| 520700-707L | 0,5 | 412 |
| 520700-707M | 0,5 | 412 |
| 520700-707R | 0,5 | 412 |
| 520700-7084 | 2,0 | 412 |
| 520700-7085 | 2,0 | 412 |
| 520700-7086 | 3,0 | 412 |
| 520700-7121 | 3,0 | 413 |
| 520700-7122 | 3,0 | 413 |
| 520700-7123 | 3,0 | 413 |
| 520700-7124 | 3,0 | 413 |
| 520700-713 | 0,3 | 412 |
| 520700-714 | 0,3 | 412 |
| 520700-715 | 0,4 | 412 |
| 520700-717 | 0,3 | 412 |
| 520700-719 | 0,5 | 412 |
| 520700-721L | 0,3 | 412 |
| 520700-721M | 0,3 | 412 |
| 520700-721R | 0,3 | 412 |
| 520700-722L | 0,3 | 412 |
| 520700-722M | 0,3 | 412 |
| 520700-722R | 0,3 | 412 |
| 520700-723 | | 413 |
| 520700-7241 | 0,6 | 413 |
| 520700-7242 | 0,6 | 413 |
| 520700-7251 | 1,2 | 413 |
| 520700-7252 | 1,2 | 413 |
| 520708-1.1 | | 408, 410 |
| 520708-1.10 | | 408, 410 |
| 520708-1.20 | | 409, 411 |
| 520708-1.22 | | 409, 411 |
| 520708-1.4 | | 409, 411 |
| 520708-1.7 | | 409, 411 |
| 520708-1.8 | | 408, 410 |
| 520710-1.1 | 6,4 | 413 |
| 520710-1.4 | 8,0 | 413 |
| 520710-1.7 | 7,2 | 413 |
| 520712-1.1 | 9,5 | 413 |
| 520712-1.4 | 11,9 | 413 |
| 520712-1.7 | 10,7 | 413 |
| 520718-1.1 | 9,5 | 413 |
| 520718-1.4 | 11,9 | 413 |
| 520718-1.7 | 10,7 | 413 |
| 5220-410 | | 442, 444, 445 |
| 5220-411 | | 438 |
| 52470-750 | | 427 |
| 5400-760 | | 440 |
| 540330-1.3 | | 423 |
| 540490-1.1 | | 400 |
| 540490-1.10 | | 400 |

| Order no. | Weight/kg | Page |
|-------------|-----------|----------|
| 540490-1.20 | | 401 |
| 540490-1.22 | | 401 |
| 540490-1.7 | | 401 |
| 540490-1.8 | | 400 |
| 540700-707L | 0,5 | 402 |
| 540700-707M | 0,5 | 402 |
| 540700-707R | 0,5 | 402 |
| 540700-7084 | 2,0 | 402 |
| 540700-7085 | 2,0 | 402 |
| 540700-7086 | 3,0 | 402 |
| 540700-7121 | 3,7 | 403 |
| 540700-7122 | 3,7 | 403 |
| 540700-7123 | 3,7 | 403 |
| 540700-713 | 0,3 | 402 |
| 540700-714 | 0,3 | 402 |
| 540700-715 | 0,4 | 402 |
| 540700-717 | 0,3 | 402 |
| 540700-719 | 0,5 | 402 |
| 540700-721L | 0,3 | 402 |
| 540700-721M | 0,3 | 402 |
| 540700-721R | 0,3 | 402 |
| 540700-722L | 0,3 | 402 |
| 540700-722M | 0,3 | 402 |
| 540700-722R | 0,3 | 402 |
| 540700-723 | | 403 |
| 540700-7261 | | 403 |
| 540700-7262 | | 403 |
| 540700-7263 | | 403 |
| 540700-735 | | 401 |
| 540708-1.1 | | 400 |
| 540708-1.10 | | 400 |
| 540708-1.20 | | 401 |
| 540708-1.22 | | 401 |
| 540708-1.3 | | 423 |
| 540708-1.7 | | 401 |
| 540708-1.8 | | 400 |
| 5412-040 | | 443, 445 |
| 5413-040 | | 443, 445 |
| 5413-041 | | 439 |
| 5413-780 | | 440 |
| 54210-000 | 45,1 | 445 |
| 54210-0030 | 24,5 | 442 |
| 54230-000 | 43,7 | 445 |
| 54230-0030 | 23,6 | 442 |
| 54500-730 | | 427 |
| 54500-735 | | 427 |
| 54510-000 | 42,1 | 444 |
| 54530-000 | 40,1 | 444 |
| 54700-00 | 55,1 | 438 |
| 5470-010 | 1,3 | 439 |
| 54701-00 | 53,3 | 438 |
| 54780-000 | 79,2 | 440 |
| 54780-010 | 68,5 | 440 |
| 54780-150 | 82,5 | 440 |
| 5500-703 | 1,2 | 446, 447 |
| 5500-704 | 1,9 | 447 |
| 5500-706 | 4,3 | 447 |
| 5500-7132 | 1,4 | 447 |
| 5500-719 | 3,2 | 446 |
| 5500-720 | 0,8 | 446 |

| Order no. | Weight/kg | Page |
|-------------|-----------|------|
| 5500-754 | 0,8 | 443 |
| 55505-10 | | 456 |
| 55505-11 | | 456 |
| 55505-20 | | 456 |
| 55505-21 | | 456 |
| 55515-00 | | 456 |
| 55515-02 | | 456 |
| 55515-04 | | 456 |
| 55515-701 | | 456 |
| 55575-20 | 16,5 | 455 |
| 55575-701 | | 455 |
| 55576-20 | 7,0 | 455 |
| 55576-21 | 7,5 | 455 |
| 55576-700 | | 455 |
| 55576-701 | | 455 |
| 55580-02 | | 454 |
| 55580-22 | | 454 |
| 5592-00 | 100,2 | 434 |
| 5592-10 | 102,7 | 434 |
| 5592-720 | | 434 |
| 5592-730 | 1,9 | 435 |
| 5592-740 | 2,2 | 435 |
| 56800-702 | | 418 |
| 56800-703 | | 418 |
| 56800-704 | | 418 |
| 56800-7121 | | 419 |
| 56800-7131 | | 419 |
| 56800-7141 | | 419 |
| 56800-740 | 1,0 | 419 |
| 56800-741 | 1,8 | 419 |
| 56800-742 | 1,1 | 418 |
| 56800-743 | 1,1 | 418 |
| 56806-0806 | 6,3 | 418 |
| 56806-08062 | 6,3 | 418 |
| 56806-0807 | 6,4 | 418 |
| 56806-08072 | | 418 |
| 56806-0815 | | 419 |
| 56806-08152 | | 419 |
| 56806-0906 | 6,4 | 418 |
| 56806-09062 | 6,4 | 418 |
| 56806-0907 | 6,9 | 418 |
| 56806-09072 | | 418 |
| 56806-0915 | | 419 |
| 56806-09152 | | 419 |
| 56806-1006 | 7,2 | 418 |
| 56806-10062 | 7,2 | 418 |
| 56806-1007 | 7,3 | 418 |
| 56806-10072 | | 418 |
| 56806-1015 | | 419 |
| 56806-10152 | | 419 |
| 5722-00 | 30,0 | 325 |
| 5722-80 | 2,6 | 325 |
| 5723-00 | 44,4 | 325 |
| 5723-80 | 2,0 | 325 |
| 5724-00 | 59,8 | 325 |
| 5724-80 | 2,6 | 325 |
| 5725-00 | 40,5 | 325 |
| 5725-80 | 6,8 | 325 |

| Order no. | Weight/kg | Page |
|--------------------|-------------------------|----------|
| 6000 - 6999 | | |
| 6103-10 | | 393 |
| 6103-11 | 332, 374, 393 | |
| 6103-12 | 332, 374, 393 | |
| 6103-13 | 332, 374, 393 | |
| 6400-01 | 331, 367 | |
| 6400-401 | 364 | |
| 6400-402 | 364 | |
| 6400-410 | 366, 368, 370 | |
| 6400-411 | 366, 368, 370 | |
| 6400-412 | 366, 368, 370 | |
| 64011-000 | 375 | |
| 64020-00 | 3,3 | 332 |
| 6492-00 | 1,0 | 375 |
| 6493-10 | 2,0 | 375 |
| 6494-10 | 0,7 | 332, 375 |
| 6494-20 | 0,7 | 375 |
| 6495-10 | 0,3 | 332, 375 |
| 6495-20 | 0,4 | 375 |
| 6496-10 | 0,2 | 375 |
| 6700-01 | 331, 365, 367 | |
| 6700-410 | 370 | |
| 6700-412 | 366, 367, 369, 370 | |
| 67011-000 | 375 | |
| 67020-00 | 3,6 | 332 |
| 6900-01 | 331, 365, 367 | |
| 6900-401 | 364, 365 | |
| 6900-402 | 364, 365 | |
| 6900-410 | 367, 369, 370, 371, 372 | |
| 6900-411 | 367, 369, 371, 372 | |
| 6900-412 | 367, 369, 370, 371, 372 | |
| 69011-000 | 375 | |
| 69020-00 | 4,3 | 332 |
| 7000 - 7999 | | |
| 7000-10 | | 392 |
| 7000-20 | | 392 |
| 7000-80 | | 392 |
| 7100-000 | 97,8 | 391 |
| 7100-100 | 75,9 | 391 |
| 7100-5051 | 3,1 | 393 |
| 7100-704 | 0,1 | 393 |
| 7100-705 | 0,2 | 393 |
| 7100-706 | 0,3 | 393 |
| 7100-709 | 3,0 | 393 |
| 7101-000 | 174,0 | 391 |
| 7101-100 | 114,2 | 391 |
| 7101-200 | 150,0 | 391 |
| 7103-000 | 8,6 | 392 |
| 7104-000 | 16,5 | 392 |
| 7105-000 | 0,1 | 392 |
| 7106-000 | 6,0 | 392 |
| 7200-000 | 127,3 | 391 |
| 7200-100 | 96,3 | 391 |
| 7200-706 | 0,4 | 393 |
| 7201-000 | 224,5 | 391 |
| 7201-100 | 146,9 | 391 |

| Order no. | Weight/kg | Page |
|-----------|-----------|------|
| 7201-200 | 193,4 | 391 |
| 7203-000 | 10,3 | 392 |
| 7204-000 | 22,2 | 392 |
| 7205-000 | 0,1 | 392 |
| 7206-000 | 7,0 | 392 |
| 780120-40 | 57,7 | 297 |
| 780120-60 | 87,6 | 297 |
| 780120-80 | 105,5 | 297 |
| 780125-40 | 72,6 | 297 |
| 780125-60 | 90,6 | 297 |
| 780125-80 | 108,5 | 297 |
| 780130-40 | 75,6 | 297 |
| 780130-60 | 75,7 | 297 |
| 780130-80 | | 297 |
| 780140-80 | 14,3 | 297 |
| 780160-80 | 18,8 | 297 |
| 780180-80 | 23,3 | 297 |
| 780220-40 | 66,6 | 297 |
| 780220-60 | 104,8 | 297 |
| 780220-80 | 119,2 | 297 |
| 780225-40 | 81,5 | 297 |
| 780225-60 | 101,8 | 297 |
| 780225-80 | 107,3 | 297 |
| 780230-40 | 84,5 | 297 |
| 780230-60 | 101,8 | 297 |
| 780230-80 | 125,2 | 297 |
| 780240-80 | 16,5 | 297 |
| 780260-80 | 21,6 | 297 |
| 780280-80 | 26,7 | 297 |
| 780320-40 | 93,1 | 297 |
| 780320-60 | 117,5 | 297 |
| 780320-80 | 141,9 | 297 |
| 780325-40 | 96,2 | 297 |
| 780325-60 | 120,5 | 297 |
| 780325-80 | 144,9 | 297 |
| 780330-40 | 99,2 | 297 |
| 780330-60 | 123,5 | 297 |
| 780330-80 | 147,9 | 297 |
| 780340-80 | 20,2 | 297 |
| 780360-80 | 26,3 | 297 |
| 780380-80 | 32,3 | 297 |
| 781120-40 | 76,0 | 296 |
| 781120-60 | 98,5 | 296 |
| 781120-80 | 98,2 | 296 |
| 781125-40 | 79,0 | 296 |
| 781125-60 | 101,5 | 296 |
| 781125-80 | 101,2 | 296 |
| 781130-40 | 82,1 | 296 |
| 781130-60 | 104,5 | 296 |
| 781130-80 | 104,5 | 296 |
| 781140-80 | 15,9 | 296 |
| 781160-80 | 21,5 | 296 |
| 781180-80 | 16,5 | 296 |
| 781220-40 | 86,0 | 296 |
| 781220-60 | 111,7 | 296 |
| 781220-80 | 137,3 | 296 |
| 781225-40 | 89,0 | 296 |
| 781225-60 | 114,7 | 296 |
| 781225-80 | 140,3 | 296 |
| 781230-40 | 92,0 | 296 |

| Order no. | Weight/kg | Page |
|-----------|-----------|------|
| 781230-60 | 117,7 | 296 |
| 781230-80 | 143,3 | 296 |
| 781240-80 | 18,4 | 296 |
| 781260-80 | 24,8 | 296 |
| 781280-80 | 31,2 | 296 |
| 781320-40 | 102,6 | 296 |
| 781320-60 | 133,6 | 296 |
| 781320-80 | 164,5 | 296 |
| 781325-40 | 105,6 | 296 |
| 781325-60 | 136,6 | 296 |
| 781325-80 | 167,5 | 296 |
| 781330-40 | 108,6 | 296 |
| 781330-60 | 139,6 | 296 |
| 781330-80 | 170,6 | 296 |
| 781340-80 | 22,5 | 296 |
| 781360-80 | 30,3 | 296 |
| 781380-80 | 38,0 | 296 |
| 7820-40 | 29,8 | 294 |
| 7820-41 | 21,8 | 294 |
| 7820-42 | 29,4 | 294 |
| 7820-43 | 21,5 | 294 |
| 7820-50 | 32,8 | 294 |
| 7820-51 | 24,4 | 294 |
| 7820-52 | 32,5 | 294 |
| 7820-53 | 24,2 | 294 |
| 7820-60 | 35,9 | 294 |
| 7820-61 | 27,1 | 294 |
| 7820-62 | 35,5 | 294 |
| 7820-63 | 26,8 | 294 |
| 78220-30 | 26,0 | 288 |
| 78220-302 | 46,8 | 289 |
| 78220-31 | 22,4 | 288 |
| 78220-312 | 38,7 | 289 |
| 78220-32 | 25,6 | 288 |
| 78220-322 | 46,2 | 289 |
| 78220-33 | 21,9 | 288 |
| 78220-332 | 38,2 | 289 |
| 7822-30 | 31,4 | 290 |
| 7822-302 | 56,7 | 290 |
| 7822-31 | 25,1 | 290 |
| 7822-312 | 48,2 | 290 |
| 7822-32 | 30,9 | 290 |
| 7822-322 | 55,9 | 290 |
| 7822-33 | 24,8 | 290 |
| 7822-332 | 47,5 | 290 |
| 7825-40 | 35,1 | 294 |
| 7825-41 | 24,5 | 294 |
| 7825-42 | 34,5 | 294 |
| 7825-43 | 24,1 | 294 |
| 7825-50 | 38,5 | 295 |
| 7825-51 | 27,4 | 295 |
| 7825-52 | 37,8 | 295 |
| 7825-53 | 26,9 | 295 |
| 7825-60 | 42,0 | 295 |
| 7825-61 | 30,3 | 295 |
| 7825-62 | 41,2 | 295 |
| 7825-63 | 29,7 | 295 |
| 78300-704 | | 289 |
| 78300-705 | | 289 |
| 78300-706 | | 289 |

| Order no. | Weight/kg | Page |
|------------|-----------|---------------|
| 78300-707 | | 289 |
| 78300-80 | 2,8 | 289 |
| 78300-8002 | 5,1 | 289 |
| 7830-40 | 38,3 | 295 |
| 7830-41 | 26,2 | 295 |
| 7830-42 | 37,5 | 295 |
| 7830-43 | 25,6 | 295 |
| 7830-50 | 41,8 | 295 |
| 7830-51 | 29,1 | 295 |
| 7830-52 | 40,9 | 295 |
| 7830-53 | 28,4 | 295 |
| 7830-60 | 45,2 | 295 |
| 7830-61 | 32,0 | 295 |
| 7830-62 | 44,2 | 295 |
| 7830-63 | 31,2 | 295 |
| 7830-704 | 0,1 | 291, 293, 295 |
| 7830-705 | 0,1 | 291, 293, 295 |
| 7830-706 | 0,1 | 291, 293, 295 |
| 7830-707 | 0,1 | 291, 293, 295 |
| 7830-80 | 2,8 | 291 |
| 7830-8002 | 4,6 | 291 |
| 78320-80 | 2,8 | 289 |
| 78320-8002 | 5,1 | 289 |
| 7832-80 | 2,7 | 291 |
| 7832-8002 | 5,1 | 291 |
| 7840-80 | 3,4 | 295 |
| 7842-80 | 3,4 | 294 |
| 7850-80 | 4,0 | 295 |
| 7852-80 | 4,0 | 294 |
| 7860-80 | 4,6 | 295 |
| 7862-80 | 4,6 | 294 |
| 788142-80 | | 287 |
| 788152-80 | | 287 |
| 788162-80 | | 287 |
| 78820-042 | | 286 |
| 78820-043 | | 286 |
| 78820-052 | | 286 |
| 78820-053 | | 286 |
| 78820-062 | | 286 |
| 78820-063 | | 286 |
| 78820-142 | | 287 |
| 78820-143 | | 287 |
| 78820-152 | | 287 |
| 78820-153 | | 287 |
| 78820-162 | | 287 |
| 78820-163 | | 287 |
| 78820-40 | 27,6 | 292 |
| 78820-41 | 21,3 | 292 |
| 78820-42 | 26,8 | 292 |
| 78820-43 | 20,5 | 292 |
| 78820-50 | 31,2 | 292 |
| 78820-51 | 24,5 | 292 |
| 78820-52 | 30,3 | 292 |
| 78820-53 | 23,7 | 292 |
| 78820-60 | 34,9 | 292 |
| 78820-61 | 27,8 | 292 |
| 78820-62 | 33,8 | 292 |
| 78820-63 | 26,8 | 292 |
| 78825-40 | 34,8 | 292 |
| 78825-41 | 26,4 | 292 |

Order-number and weight index

| Order no. | Weight/kg | Page |
|--------------------|--------------------|-------------|
| 78825-42 | 33,9 | 292 |
| 78825-43 | 25,5 | 292 |
| 78825-50 | 39,4 | 293 |
| 78825-51 | 30,4 | 293 |
| 78825-52 | 38,3 | 293 |
| 78825-53 | 29,4 | 293 |
| 78825-60 | 44,0 | 293 |
| 78825-61 | 34,5 | 293 |
| 78825-62 | 42,8 | 293 |
| 78825-63 | 33,3 | 293 |
| 78830-40 | 40,1 | 293 |
| 78830-41 | 30,5 | 293 |
| 78830-42 | 38,9 | 293 |
| 78830-43 | 29,5 | 293 |
| 78830-50 | 45,3 | 293 |
| 78830-51 | 35,1 | 293 |
| 78830-52 | 44,0 | 293 |
| 78830-53 | 33,9 | 293 |
| 78830-60 | 50,5 | 293 |
| 78830-61 | 39,8 | 293 |
| 78830-62 | 49,0 | 293 |
| 78830-63 | 38,4 | 293 |
| 78840-80 | 3,0 | 293 |
| 78842-80 | 2,8 | 286, 292 |
| 78850-80 | 3,4 | 293 |
| 78852-80 | 3,4 | 286, 292 |
| 78860-80 | 4,0 | 293 |
| 78862-80 | 3,9 | 286, 292 |
| 8000 - 8999 | | |
| 8000-001 | 0,1 | 147, 182 |
| 8000-0012 | 0,1 | 182 |
| 8000-01 | 0,1 | 147, 182 |
| 8000-012 | 0,1 | 182 |
| 8000-061 | 0,1 | 49, 82, 181 |
| 8000-063 | 0,4 | 181 |
| 8000-064 | 0,4 | 181 |
| 8000-20 | | 48, 81, 193 |
| 8000-21 | | 48, 81 |
| 8000-23 | 0,7 | 50, 84 |
| 8000-25 | | 181 |
| 8000-26 | 0,1 | 49 |
| 8000-34 | | 49, 83 |
| 8000-38 | | 48 |
| 8000-7021 | 33, 35, 37, 41, 48 | |
| 8000-7031 | 33, 35, 37, 41, 48 | |
| 8000-7035 | 33, 35, 37, 41, 48 | |
| 8000-718 | 0,1 | 147 |
| 8000-80 | | 49 |
| 8001-303 | 38, 49, 66, 81 | |
| 8001-306 | | 49 |
| 8001-323 | | 49, 81 |
| 8002-80 | | 49 |
| 8010-10 | 24,8 | 30 |
| 8010-103 | 26,9 | 42 |
| 8010-104 | 28,2 | 42 |
| 8010-105 | 29,4 | 42 |
| 8010-12 | 28,3 | 30 |
| 8010-123 | 30,7 | 42 |

| Order no. | Weight/kg | Page |
|-----------|-----------|------|
| 8010-124 | 32,3 | 42 |
| 8010-125 | 33,9 | 42 |
| 8010-20 | 40,3 | 30 |
| 8010-203 | 44,5 | 42 |
| 8010-204 | 47,4 | 42 |
| 8010-205 | 49,8 | 42 |
| 8010-208 | 47,3 | 39 |
| 8010-22 | 47,0 | 30 |
| 8010-223 | 52,5 | 42 |
| 8010-224 | 55,6 | 42 |
| 8010-225 | 58,7 | 42 |
| 8010-228 | 56,2 | 39 |
| 8010-30 | 55,8 | 31 |
| 8010-303 | 63,6 | 43 |
| 8010-304 | 66,7 | 43 |
| 8010-305 | 70,2 | 43 |
| 8010-32 | 67,4 | 31 |
| 8010-323 | 75,9 | 43 |
| 8010-324 | 80,5 | 43 |
| 8010-325 | 85,1 | 43 |
| 8010-40 | 72,1 | 31 |
| 8010-403 | 81,9 | 43 |
| 8010-404 | 86,7 | 43 |
| 8010-405 | 91,4 | 43 |
| 8010-42 | 85,9 | 31 |
| 8010-50 | 87,6 | 31 |
| 8010A103 | 27,7 | 44 |
| 8010A104 | 28,9 | 44 |
| 8010A105 | 30,2 | 44 |
| 8010A123 | 32,0 | 44 |
| 8010A124 | 33,6 | 44 |
| 8010A125 | 35,2 | 44 |
| 8010A203 | 46,5 | 44 |
| 8010A204 | 48,9 | 44 |
| 8010A205 | 51,3 | 44 |
| 8010A223 | 55,1 | 44 |
| 8010A224 | 58,2 | 44 |
| 8010A225 | 61,2 | 44 |
| 8010A303 | 65,4 | 45 |
| 8010A304 | 68,9 | 45 |
| 8010A305 | 72,4 | 45 |
| 8010A323 | 79,8 | 45 |
| 8010A324 | 84,3 | 45 |
| 8010A325 | 88,8 | 45 |
| 8010A403 | 85,0 | 45 |
| 8010A404 | 89,7 | 45 |
| 8010A405 | 94,3 | 45 |
| 8012-20 | 44,2 | 34 |
| 8012-208 | 47,4 | 39 |
| 8012-22 | 47,4 | 34 |
| 8012-228 | 55,8 | 39 |
| 8012-40 | 79,7 | 34 |
| 8012-42 | 86,4 | 34 |
| 8020-10 | 29,9 | 30 |
| 8020-103 | 29,7 | 42 |
| 8020-104 | 30,8 | 42 |
| 8020-105 | 32,2 | 42 |
| 8020-12 | 29,2 | 30 |
| 8020-123 | 31,7 | 42 |
| 8020-124 | 33,3 | 42 |

| Order no. | Weight/kg | Page |
|-----------|-----------|------|
| 8020-125 | 35,1 | 42 |
| 8020-20 | 41,9 | 30 |
| 8020-203 | 46,6 | 42 |
| 8020-204 | 48,8 | 42 |
| 8020-205 | 51,4 | 42 |
| 8020-208 | 48,4 | 39 |
| 8020-22 | 49,2 | 30 |
| 8020-223 | 54,6 | 42 |
| 8020-224 | 57,5 | 42 |
| 8020-225 | 60,8 | 42 |
| 8020-228 | 93,7 | 39 |
| 8020-30 | 58,1 | 31 |
| 8020-303 | 65,4 | 43 |
| 8020-304 | 68,8 | 43 |
| 8020-305 | 72,5 | 43 |
| 8020-32 | 70,2 | 31 |
| 8020-323 | 78,9 | 43 |
| 8020-324 | 83,3 | 43 |
| 8020-325 | 87,8 | 43 |
| 8020-40 | 75,0 | 31 |
| 8020-403 | 84,9 | 43 |
| 8020-404 | 89,6 | 43 |
| 8020-405 | 94,1 | 43 |
| 8020-42 | 101,1 | 31 |
| 8020-50 | 91,2 | 31 |
| 8020A103 | 30,5 | 44 |
| 8020A104 | 31,5 | 44 |
| 8020A105 | 33,0 | 44 |
| 8020A123 | 33,0 | 44 |
| 8020A124 | 34,6 | 44 |
| 8020A125 | 36,3 | 44 |
| 8020A203 | 48,1 | 44 |
| 8020A204 | 50,3 | 44 |
| 8020A205 | 52,9 | 44 |
| 8020A223 | 57,2 | 44 |
| 8020A224 | 60,1 | 44 |
| 8020A225 | 63,3 | 44 |
| 8020A303 | 67,6 | 45 |
| 8020A304 | 71,0 | 45 |
| 8020A305 | 74,7 | 45 |
| 8020A323 | 82,8 | 45 |
| 8020A324 | 87,1 | 45 |
| 8020A325 | 91,6 | 45 |
| 8020A403 | 87,9 | 45 |
| 8020A404 | 92,6 | 45 |
| 8020A405 | 97,1 | 45 |
| 8022-20 | 41,9 | 34 |
| 8022-208 | 42,3 | 39 |
| 8022-22 | 49,3 | 34 |
| 8022-228 | 58,8 | 39 |
| 8022-40 | 75,0 | 34 |
| 8022-42 | 90,4 | 34 |
| 8023-122 | 41,6 | 186 |
| 8023-224 | 74,7 | 186 |
| 8030-10 | 29,5 | 32 |
| 8030-12 | 34,2 | 32 |
| 8030-20 | 46,0 | 32 |
| 8030-22 | 55,1 | 32 |
| 8030-30 | 62,8 | 32 |
| 8030-32 | 78,0 | 32 |

| Order no. | Weight/kg | Page |
|-----------|-----------|--------|
| 8030-40 | 80,3 | 33 |
| 8030-42 | 100,6 | 33 |
| 8030-50 | 98,5 | 33 |
| 8030-701 | | 49, 82 |
| 8032-20 | 46,5 | 35 |
| 8032-22 | 56,2 | 35 |
| 8032-40 | 80,6 | 35 |
| 8032-42 | 100,9 | 35 |
| 8032-701 | | 49, 82 |
| 8040-10 | 29,6 | 32 |
| 8040-12 | 34,5 | 32 |
| 8040-20 | 46,5 | 32 |
| 8040-22 | 57,5 | 32 |
| 8040-30 | 64,1 | 32 |
| 8040-32 | 82,0 | 32 |
| 8040-40 | 82,3 | 33 |
| 8040-42 | 103,4 | 33 |
| 8040-50 | 101,5 | 33 |
| 8042-20 | 47,3 | 35 |
| 8042-22 | 58,1 | 35 |
| 8042-40 | 82,5 | 35 |
| 8042-42 | 104,0 | 35 |
| 8050-000 | 10,4 | 168 |
| 8050-010 | 12,9 | 168 |
| 8050-10 | 35,0 | 32 |
| 8050-100 | 21,4 | 170 |
| 8050-110 | 24,0 | 170 |
| 8050-12 | 29,0 | 32 |
| 8050-20 | 46,0 | 32 |
| 8050-200 | 35,6 | 171 |
| 8050-210 | 40,7 | 171 |
| 8050-22 | 55,6 | 32 |
| 8050-30 | 65,1 | 32 |
| 80503-000 | 13,2 | 172 |
| 8050-32 | 79,7 | 32 |
| 8050-40 | 81,5 | 33 |
| 8050-42 | 100,8 | 33 |
| 8050-50 | 101,8 | 33 |
| 8050-7010 | | 49, 82 |
| 8050-7100 | 2,6 | 168 |
| 8050-711 | 11,0 | 169 |
| 8050-712 | 14,8 | 169 |
| 8051-000 | 13,8 | 168 |
| 8051-010 | 17,6 | 168 |
| 8051-100 | 26,1 | 170 |
| 8051-110 | 29,9 | 170 |
| 8051-200 | 45,0 | 171 |
| 8051-210 | 52,6 | 171 |
| 80513-000 | 22,2 | 172 |
| 8051-703 | 0,2 | 168 |
| 8051-704 | 0,3 | 168 |
| 8051-7100 | 3,8 | 168 |
| 8051-711 | 12,3 | 169 |
| 8051-712 | 17,4 | 169 |
| 8052-000 | 19,1 | 168 |
| 8052-010 | 24,3 | 168 |
| 8052-100 | 37,4 | 170 |
| 8052-110 | 42,6 | 170 |
| 8052-20 | 46,0 | 35 |
| 8052-200 | 63,9 | 171 |

| Order no. | Weight/kg | Page |
|-----------|-----------|----------|
| 8052-210 | 74,3 | 171 |
| 8052-22 | 56,0 | 35 |
| 80523-000 | 22,2 | 172 |
| 8052-40 | 81,5 | 35 |
| 8052-42 | 101,2 | 35 |
| 8052-7010 | | 49, 82 |
| 8052-7100 | 5,2 | 168 |
| 8052-711 | 18,2 | 169 |
| 8052-712 | 25,5 | 169 |
| 8053-00 | | 49, 82 |
| 8053-122 | 45,5 | 186 |
| 8053-224 | 79,8 | 186 |
| 8055-00 | | 49 |
| 80593-000 | 8,7 | 172 |
| 8060-20 | 44,1 | 38 |
| 8060-22 | 52,1 | 38 |
| 80700-00 | 44,2 | 178 |
| 8070-01 | 7,9 | 181 |
| 80700-10 | 27,8 | 180 |
| 8070-02 | 9,2 | 181 |
| 80700-20 | 46,5 | 180 |
| 80700-201 | 40,1 | 198 |
| 80700-203 | 34,6 | 198 |
| 80700-221 | 24,3 | 199 |
| 80700-223 | 21,0 | 199 |
| 80700-231 | 17,2 | 198 |
| 80700-233 | 15,0 | 198 |
| 80700-30 | 65,7 | 180 |
| 80700-40 | 84,8 | 180 |
| 8070-3720 | 92,8 | 156 |
| 8070-3721 | 96,0 | 156 |
| 8070-3722 | 92,8 | 156 |
| 8070-3723 | 96,0 | 156 |
| 8070-3730 | 101,1 | 156 |
| 8070-3731 | 108,6 | 156 |
| 8070-3732 | 100,8 | 156 |
| 8070-3733 | 104,5 | 156 |
| 8070-3740 | 119,8 | 156 |
| 8070-3741 | 124,6 | 156 |
| 8070-3742 | 119,4 | 156 |
| 8070-3743 | 123,5 | 156 |
| 80710-00 | 68,8 | 178 |
| 8071-01 | 13,3 | 181 |
| 8071-02 | 16,3 | 181 |
| 8071-03 | 46,5 | 179 |
| 80720-00 | 68,2 | 179 |
| 80730-00 | 92,8 | 179 |
| 8073-01 | 18,7 | 181 |
| 8073-02 | 23,4 | 181 |
| 80730-20 | 128,5 | 179 |
| 8074-00 | 8,5 | 181 |
| 8077-30 | 0,1 | 147, 182 |
| 8077-300 | 0,1 | 182 |
| 8077-32 | 0,1 | 182 |
| 8078-1101 | 2,0 | 176 |
| 8078-1102 | 1,5 | 176 |
| 8078-1103 | 2,5 | 176 |
| 8078-1104 | 5,0 | 176 |
| 8078-1201 | 14,5 | 177 |
| 8078-1202 | 21,0 | 177 |

| Order no. | Weight/kg | Page |
|-----------|-----------|---------|
| 8078-1203 | 20,0 | 177 |
| 8078-1301 | 5,0 | 177 |
| 8078-1302 | 8,5 | 177 |
| 8078-2101 | 0,5 | 169 |
| 8078-2111 | 1,7 | 169 |
| 8078-702 | 0,8 | 176 |
| 8078-703 | 0,2 | 79, 176 |
| 8078-707 | | 176 |
| 8078-713 | 0,4 | 193 |
| 8090-10 | 9,6 | 46 |
| 8090-12 | 10,6 | 46 |
| 8090-20 | 16,0 | 46 |
| 8090-22 | 18,6 | 46 |
| 8090-30 | 22,6 | 46 |
| 8090-32 | 28,0 | 46 |
| 8090-40 | 30,1 | 47 |
| 8090-42 | 36,2 | 47 |
| 8090-50 | 36,1 | 47 |
| 8092-20 | 16,3 | 46 |
| 8092-22 | 19,0 | 46 |
| 8092-40 | 30,7 | 46 |
| 8092-42 | 37,0 | 46 |
| 8110-00 | 42,5 | 38 |
| 8110-02 | 49,8 | 38 |
| 8120-00 | 37,5 | 38 |
| 8120-02 | 45,2 | 38 |
| 8123-122 | 40,4 | 187 |
| 8123-224 | 71,9 | 187 |
| 8151-900 | 25,6 | 173 |
| 8151-902 | 11,2 | 173 |
| 8151-920 | 79,2 | 173 |
| 8151-922 | 31,2 | 173 |
| 8152-004 | | 173 |
| 8152-204 | | 173 |
| 8152-900 | 37,8 | 173 |
| 8152-902 | 22,0 | 173 |
| 8152-920 | 103,3 | 173 |
| 8152-922 | 47,6 | 173 |
| 8153-122 | 44,3 | 187 |
| 8153-224 | 76,9 | 187 |
| 8160-20 | 45,5 | 38 |
| 8160-22 | 60,3 | 38 |
| 8170-111 | 39,8 | 199 |
| 8170-201 | 50,2 | 140 |
| 8170-211 | 73,7 | 199 |
| 8170-301 | 72,2 | 140 |
| 8170-311 | 107,2 | 199 |
| 8170-401 | 95,7 | 140 |
| 8170-402 | 61,4 | 198 |
| 8170-602 | 89,1 | 198 |
| 8170-802 | 118,0 | 198 |
| 8210-20 | 39,4 | 36 |
| 8210-40 | 70,4 | 36 |
| 8212-208 | 43,3 | 39 |
| 8220-20 | 41,1 | 37 |
| 8220-40 | 73,4 | 37 |
| 8222-208 | 38,3 | 39 |
| 8250-20 | 45,2 | 37 |
| 8250-40 | 79,9 | 37 |
| 82700-00 | 54,5 | 178 |

| Order no. | Weight/kg | Page |
|-----------|-----------|------|
| 82700-10 | 38,2 | 180 |
| 82700-20 | 67,9 | 180 |
| 8270-172 | 36,7 | 156 |
| 8270-173 | 42,0 | 156 |
| 8270-174 | 50,6 | 156 |
| 8270-201 | 50,9 | 141 |
| 8270-202 | 58,8 | 142 |
| 8270-203 | 64,9 | 142 |
| 8270-272 | 63,6 | 156 |
| 8270-273 | 71,6 | 156 |
| 8270-274 | 86,0 | 156 |
| 8270-301 | 73,2 | 141 |
| 8270-302 | 86,8 | 142 |
| 8270-303 | 95,3 | 142 |
| 8270-372 | 90,3 | 157 |
| 8270-373 | 97,3 | 157 |
| 8270-374 | 115,7 | 157 |
| 8270-401 | 97,1 | 141 |
| 8270-700 | | 143 |
| 8270-702 | | 143 |
| 82710-00 | 89,4 | 178 |
| 8271-272 | 44,0 | 152 |
| 8271-273 | 51,8 | 152 |
| 8271-274 | 72,8 | 152 |
| 8271-372 | 62,4 | 152 |
| 8271-373 | 69,3 | 152 |
| 8271-374 | 93,3 | 152 |
| 8310-20 | 41,4 | 40 |
| 8310-22 | 49,2 | 40 |
| 8310-30 | 57,1 | 40 |
| 8310-32 | 70,3 | 40 |
| 8310-40 | 73,6 | 40 |
| 8310-42 | 89,5 | 40 |
| 8320-20 | 43,0 | 40 |
| 8320-22 | 51,1 | 40 |
| 8320-30 | 59,4 | 40 |
| 8320-32 | 73,1 | 40 |
| 8320-40 | 76,5 | 40 |
| 8320-42 | 93,1 | 40 |
| 8350-20 | 47,1 | 41 |
| 8350-22 | 57,8 | 41 |
| 8350-30 | 66,4 | 41 |
| 8350-32 | 82,6 | 41 |
| 8350-40 | 83,0 | 41 |
| 8350-42 | 104,4 | 41 |
| 8370-201 | 52,0 | 141 |
| 8370-202 | 60,4 | 143 |
| 8370-203 | 67,5 | 143 |
| 8370-301 | 74,8 | 141 |
| 8370-302 | 89,1 | 143 |
| 8370-303 | 99,2 | 143 |
| 8370-401 | 99,1 | 141 |
| 8370A202 | 46,4 | 144 |
| 8370A302 | 66,8 | 144 |
| 8470-172 | 39,7 | 154 |
| 8470-173 | 48,6 | 154 |
| 8470-174 | 58,2 | 154 |
| 8470-201 | 59,2 | 140 |
| 8470-202 | 61,1 | 142 |
| 8470-203 | 69,2 | 142 |

| Order no. | Weight/kg | Page |
|------------|--|----------|
| 8470-272 | 69,4 | 154 |
| 8470-273 | 84,6 | 154 |
| 8470-274 | 100,8 | 154 |
| 8470-301 | 85,7 | 140 |
| 8470-302 | 90,0 | 142 |
| 8470-303 | 101,8 | 142 |
| 8470-372 | 98,9 | 155 |
| 8470-373 | 117,0 | 155 |
| 8470-374 | 136,4 | 155 |
| 8470-401 | 113,6 | 140 |
| 8470A202 | 47,1 | 144 |
| 8470A302 | 67,7 | 144 |
| 8472-272 | 46,9 | 153 |
| 8472-273 | 58,3 | 153 |
| 8472-274 | 80,2 | 153 |
| 8472-372 | 66,8 | 153 |
| 8472-373 | 79,1 | 153 |
| 8472-374 | 104,3 | 153 |
| 8500-012 | | 82 |
| 8500-15 | | 49 |
| 8500-171 | | 49 |
| 8500-173 | | 49 |
| 8500-174 | | 49 |
| 8500-44R | 0,3 | 107 |
| 8500-718 | 0,1 | 159 |
| 8500-731R | | 107 |
| 8500-745 | 0,4 | 107 |
| 8501-011 | 0,5 | 193 |
| 8501-04 | | 104, 129 |
| 8501-04251 | 0,4 | 104, 129 |
| 8501-05 | 50, 51, 84, 85, 106, 134, 147, 159, 182 | |
| 8501-06 | 51, 85, 147, 159, 182 | |
| 8501-0611 | 0,1 | 51 |
| 8501-07 | 0,1 | 49 |
| 8501-40 | 0,4 | 107 |
| 8501-4101 | 0,1 | 107, 135 |
| 8501-430 | | 107, 135 |
| 8501-46 | | 107, 135 |
| 8502-0611 | | 51 |
| 8502-0851 | | 51, 85 |
| 8502-0852 | | 51, 85 |
| 8502-0862 | | 51, 85 |
| 8504-10 | 2,9 | 48 |
| 8504-12 | 3,1 | 48 |
| 8504-172 | 4,3 | 158 |
| 8504-173 | 4,2 | 158 |
| 8504-174 | 4,9 | 158 |
| 8504-20 | 3,9 | 48 |
| 8504-201 | 4,0 | 141 |
| 8504-202 | 4,8 | 143 |
| 8504-203 | 7,1 | 143 |
| 8504-22 | 4,7 | 48 |
| 8504-272 | 4,6 | 158 |
| 8504-273 | 7,1 | 158 |
| 8504-274 | 7,9 | 158 |
| 8504-30 | 5,0 | 48 |
| 8504-301 | 5,2 | 141 |
| 8504-302 | 6,4 | 143 |

Order-number and weight index

| Order no. | Weight/kg | Page | Order no. | Weight/kg | Page | Order no. | Weight/kg | Page | Order no. | Weight/kg | Page |
|-----------|-----------|------------------|------------|-----------|------|-----------|-----------|------|------------|---------------|------------------------------|
| 8504-303 | 13,0 | 143 | 8573A202 | 49,1 | 144 | 8798-720 | 0,1 | 274 | 8831-052 | 49,9 | 227 |
| 8504-32 | 7,1 | 48 | 8573A302 | 72,7 | 144 | 8798-721 | 0,2 | 274 | 8831-055 | 47,3 | 231 |
| 8504-372 | 6,1 | 158 | 8573A720 | 8,3 | 145 | 8798-722 | 0,1 | 274 | 8831-5035 | 86,1 | 222 |
| 8504-373 | 6,6 | 158 | 8573A730 | 12,3 | 145 | 8798-723 | 0,1 | 275 | 8831-5235 | 102,3 | 228 |
| 8504-374 | 13,7 | 158 | 8670-201 | 63,9 | 141 | 8798-724 | 0,2 | 275 | 8831-5535 | 84,6 | 233 |
| 8504-40 | 7,1 | 48 | 8670-301 | 92,6 | 141 | 8798-725 | 0,1 | 275 | 8850-00 | 1,8 | 215 |
| 8504-401 | 6,4 | 141 | 8670-401 | 122,8 | 141 | 8798-726 | 0,4 | 274 | 8851-00 | 1,5 | 235 |
| 8504-42 | 9,0 | 48 | 8721-00 | 32,6 | 214 | 8798-727 | 0,5 | 275 | 8900-00 | 37,6 | 206 |
| 8504-50 | 8,4 | 48 | 8721-302 | 44,0 | 220 | 8798-7501 | 0,3 | 271 | 8900-02 | 30,1 | 208 |
| 8505-02 | 0,1 | 47, 49, 149, 151 | 8721-303 | 65,7 | 220 | 8798-7511 | 0,5 | 271 | 8900-052 | 41,8 | 226 |
| 8511-00 | | 107, 135 | 8721-305 | 59,0 | 220 | 8798-7521 | 0,6 | 271 | 8900-055 | 40,0 | 230 |
| 8511-20 | | 107, 135 | 8721-306 | 56,8 | 220 | 8798-7531 | 0,4 | 271 | 8900-7131 | 221, 225, 319 | |
| 8511-22 | | 107, 135 | 8721-315 | 29,4 | 235 | 8798-7541 | 0,9 | 271 | 8900-721 | 0,1 | 221, 225, 319 |
| 8520-000 | 43,1 | 213 | 8721-316 | 28,8 | 235 | 8798-7551 | 0,4 | 271 | 8900-7211 | 0,1 | 213, 221, 225, 314, 315, 319 |
| 8521-000 | 49,5 | 213 | 8721-701 | 2,8 | 215 | 8798-7561 | 0,6 | 271 | 8900-723 | 0,1 | 221, 225, 319 |
| 8521-052 | 50,8 | 227 | 8721-71556 | 7,5 | 215 | 8798-7571 | 0,8 | 271 | 8900-80 | 1,6 | 206, 208, 230 |
| 8521-055 | 47,5 | 231 | 8721-71561 | 7,5 | 215 | 8798-7581 | 1,0 | 271 | 8900-802 | 2,9 | 226 |
| 8530-000 | 53,3 | 213 | 8721-71574 | 7,5 | 215 | 8798-7591 | 1,2 | 271 | 8901-00 | 43,9 | 206 |
| 8531-000 | 59,9 | 213 | 8721-80 | 2,3 | 215 | 8798-7601 | 1,8 | 271 | 8901-02 | 36,3 | 208 |
| 8531-052 | 61,9 | 227 | 8750-00 | 0,8 | 215 | 8798-7611 | 2,4 | 271 | 8901-052 | 48,0 | 226 |
| 8531-055 | 57,8 | 231 | 8751-00 | 1,0 | 235 | 8798-7621 | | 271 | 8901-055 | 46,3 | 230 |
| 8570-172 | 40,7 | 154 | 8798-00 | 120,0 | 272 | 8798-7631 | 0,1 | 271 | 8901-315 | 47,4 | 234 |
| 8570-173 | 44,6 | 154 | 8798-01 | 130,0 | 272 | 8798-764 | 0,3 | 271 | 8901-316 | 48,4 | 234 |
| 8570-174 | 56,9 | 154 | 8798-02 | 150,0 | 272 | 8798-765 | 0,3 | 271 | 8901-3725 | 3,2 | 234 |
| 8570-201 | 61,8 | 141 | 8798-03 | 180,0 | 272 | 8798-766 | | 270 | 8901-3726 | 4,0 | 234 |
| 8570-202 | 64,1 | 143 | 8798-04 | 160,0 | 272 | 8798-770 | 0,1 | 271 | 8901-80 | 2,3 | 206, 208, 230 |
| 8570-203 | 73,3 | 143 | 8798-06 | 150,0 | 276 | 8798-780 | 1,3 | 281 | 8901-802 | 3,5 | 226 |
| 8570-272 | 71,6 | 154 | 8798-07 | 120,0 | 276 | 8798-781 | 1,0 | 281 | 8910-00 | 49,5 | 206 |
| 8570-273 | 81,5 | 154 | 8798-40 | 120,0 | 268 | 8798-782 | 0,8 | 281 | 8910-02 | 37,0 | 208 |
| 8570-274 | 97,2 | 154 | 8798-41 | 120,0 | 269 | 8798-783 | 1,5 | 281 | 8910-055 | 53,2 | 230 |
| 8570-301 | 89,4 | 141 | 8798-42 | 120,0 | 269 | 8798-784 | 2,0 | 281 | 8910-80 | 2,5 | 206, 208, 230 |
| 8570-302 | 94,6 | 143 | 8798-43 | 140,0 | 268 | 8798-790 | 1,7 | 281 | 8911-00 | 57,3 | 206 |
| 8570-303 | 107,9 | 143 | 8798-44 | 140,0 | 269 | 8798-791 | 1,2 | 281 | 8911-02 | 44,8 | 208 |
| 8570-372 | 102,4 | 155 | 8798-45 | 140,0 | 269 | 8798-792 | 0,5 | 281 | 8911-055 | 61,0 | 230 |
| 8570-373 | 112,3 | 155 | 8798-46 | 140,0 | 269 | 8798-80 | 48,0 | 280 | 8911-80 | 3,1 | 206, 208, 230 |
| 8570-374 | 132,3 | 155 | 8798-51 | 100,0 | 278 | 8798-81 | 53,0 | 280 | 8920-00 | 54,7 | 206 |
| 8570-401 | 118,6 | 141 | 8798-52 | 100,0 | 278 | 8798-82 | 58,0 | 280 | 8920-02 | 43,4 | 208 |
| 8570-70 | 0,1 | 159 | 8798-701 | 1,5 | 274 | 8798-83 | 60,0 | 280 | 8920-052 | 63,0 | 226 |
| 8570-710 | 0,1 | 159 | 8798-702 | 2,0 | 274 | 8820-000 | 35,3 | 213 | 8920-055 | 62,3 | 230 |
| 8570-711 | | 159 | 8798-703 | 1,9 | 275 | 8821-00 | 51,7 | 214 | 8920-312 | 59,4 | 211 |
| 8571-00 | 89,5 | 183 | 8798-704 | 2,4 | 275 | 8821-000 | 40,2 | 213 | 8920-313 | 63,7 | 210 |
| 8573-201 | 49,1 | 146 | 8798-705 | 1,5 | 274 | 8821-052 | 41,0 | 227 | 8920-314 | 68,1 | 210 |
| 8573-272 | 53,8 | 153 | 8798-706 | 2,0 | 274 | 8821-055 | 38,7 | 231 | 8920-3707 | 1,4 | 211 |
| 8573-273 | 63,0 | 153 | 8798-707 | 2,5 | 274 | 8821-302 | 80,0 | 220 | 8920-59101 | 0,2 | 238 |
| 8573-274 | 68,7 | 153 | 8798-708 | 1,9 | 275 | 8821-303 | 81,2 | 220 | 8920-59104 | | 238 |
| 8573-301 | 67,2 | 146 | 8798-709 | 2,5 | 275 | 8821-305 | 114,6 | 220 | 8920-59105 | | 238 |
| 8573-372 | 65,1 | 153 | 8798-71 | 100,0 | 270 | 8821-306 | 105,7 | 220 | 8920-59153 | 35,4 | 238 |
| 8573-373 | 85,7 | 153 | 8798-710 | 3,1 | 275 | 8821-308 | 76,7 | 220 | 8920-59155 | 35,4 | 238 |
| 8573-374 | 92,3 | 153 | 8798-711 | 1,5 | 274 | 8821-315 | 45,9 | 235 | 8920-59201 | 0,5 | 238 |
| 8573-7201 | | 146 | 8798-712 | 2,0 | 274 | 8821-316 | 45,5 | 235 | 8920-59204 | | 238 |
| 8573-7272 | | 158 | 8798-713 | 3,0 | 274 | 8821-5035 | 72,4 | 222 | 8920-59205 | | 238 |
| 8573-7273 | | 158 | 8798-714 | 4,0 | 274 | 8821-5235 | 85,9 | 228 | 8920-59253 | 4,8 | 238 |
| 8573-7274 | | 158 | 8798-715 | 1,9 | 275 | 8821-5535 | 71,0 | 233 | 8920-59255 | 4,8 | 238 |
| 8573-7301 | | 146 | 8798-716 | 2,5 | 275 | 8821-80 | 4,2 | 215 | 8920-59301 | 1,0 | 238 |
| 8573-7372 | | 158 | 8798-717 | 3,8 | 275 | 8830-000 | 43,6 | 213 | 8920-59304 | 0,1 | 238 |
| 8573-7373 | | 158 | 8798-718 | 5,0 | 275 | 8830-5035 | 79,9 | 222 | 8920-59305 | | 238 |
| 8573-7374 | | 158 | 8798-72 | 120,0 | 270 | 8831-000 | 48,9 | 213 | | | |

| Order no. | Weight/kg | Page |
|------------|-----------|-------------------------|
| 8920-59353 | 6,2 | 238 |
| 8920-59355 | 6,2 | 238 |
| 8920-59401 | 2,0 | 238 |
| 8920-59402 | | 238 |
| 8920-59404 | 0,1 | 238 |
| 8920-59405 | | 238 |
| 8920-59453 | 5,9 | 238 |
| 8920-59455 | 5,9 | 238 |
| 8920-59501 | 2,0 | 238 |
| 8920-59502 | | 238 |
| 8920-59504 | | 238 |
| 8920-59505 | | 238 |
| 8920-59553 | 7,9 | 238 |
| 8920-59555 | 7,9 | 238 |
| 8920-59601 | 4,4 | 238 |
| 8920-59604 | | 238 |
| 8920-59605 | | 238 |
| 8920-59606 | 0,6 | 238 |
| 8920-59653 | 9,2 | 238 |
| 8920-59655 | 9,2 | 238 |
| 8920-59701 | | 238 |
| 8920-59702 | | 238 |
| 8920-59704 | | 238 |
| 8920-59705 | | 238 |
| 8920-59706 | 0,6 | 238 |
| 8920-59753 | 8,9 | 238 |
| 8920-59755 | 8,9 | 238 |
| 8920-80 | 2,9 | 206, 208, 210, 230 |
| 8920-802 | 4,6 | 226 |
| 8921-00 | 67,4 | 207 |
| 8921-02 | 53,2 | 209 |
| 8921-052 | 72,5 | 226 |
| 8921-055 | 72,1 | 231 |
| 8921-301 | 139,0 | 218 |
| 8921-302 | 187,5 | 219 |
| 8921-303 | 184,0 | 219 |
| 8921-3041 | 100,1 | 216 |
| 8921-3042 | 95,6 | 216 |
| 8921-305 | 116,6 | 217 |
| 8921-306 | 121,1 | 218 |
| 8921-311 | 72,2 | 210 |
| 8921-312 | 67,4 | 211 |
| 8921-313 | 73,5 | 210 |
| 8921-314 | 82,0 | 211 |
| 8921-315 | 72,7 | 234 |
| 8921-316 | 76,0 | 234 |
| 8921-3706 | 1,8 | 221 |
| 8921-3707 | 1,9 | 210, 211, 216, 218, 221 |
| 8921-3713 | 1,1 | 217, 218, 221 |
| 8921-3716 | 2,0 | 217, 218, 221 |
| 8921-3722 | 18,0 | 217, 218 |
| 8921-3723 | 13,5 | 217, 218 |
| 8921-3725 | 5,4 | 234 |
| 8921-3726 | 7,3 | 234 |
| 8921-503 | 95,5 | 222 |
| 8921-5030 | 91,4 | 224 |

| Order no. | Weight/kg | Page |
|-----------|-----------|--|
| 8921-523 | 115,1 | 228 |
| 8921-5230 | 109,4 | 229 |
| 8921-553 | 99,9 | 232 |
| 8921-5530 | 95,9 | 232 |
| 8921-5713 | 2,8 | 223, 225, 229 |
| 8921-5718 | 5,5 | 225, 229 |
| 8921-700 | 0,1 | 217, 219, 221 |
| 8921-701 | 1,0 | 225, 228 |
| 8921-80 | 4,1 | 207, 209, 210, 211, 223, 224, 231, 233 |
| 8921-802 | 5,7 | 226, 229 |
| 8922-00 | 75,2 | 207 |
| 8922-02 | 61,0 | 209 |
| 8922-052 | 80,4 | 226 |
| 8922-055 | 79,9 | 231 |
| 8922-503 | 104,4 | 222 |
| 8922-5030 | 99,5 | 224 |
| 8922-523 | 124,5 | 228 |
| 8922-5230 | 118,1 | 229 |
| 8922-553 | 109,1 | 232 |
| 8922-5530 | 104,3 | 232 |
| 8922-80 | 4,8 | 207, 209, 223, 224, 231, 233 |
| 8922-802 | 6,5 | 226, 229 |
| 8924-00 | 94,1 | 207 |
| 8924-02 | 80,0 | 209 |
| 8924-052 | 98,7 | 227 |
| 8924-055 | 98,8 | 231 |
| 8924-802 | 8,0 | 207, 209, 227, 231 |
| 8930-00 | 71,8 | 207 |
| 8930-02 | 54,8 | 209 |
| 8930-052 | 80,8 | 227 |
| 8930-055 | 82,8 | 231 |
| 8930-314 | 83,6 | 211 |
| 8930-503 | 103,5 | 222 |
| 8930-5030 | 99,3 | 224 |
| 8930-5713 | 2,5 | 223, 225 |
| 8930-5718 | 6,4 | 225 |
| 8930-701 | 0,1 | 225 |
| 8930-80 | 4,2 | 207, 209, 211, 223, 224, 231 |
| 8930-802 | 6,3 | 227 |
| 8931-00 | 81,6 | 207 |
| 8931-02 | 64,6 | 209 |
| 8931-052 | 90,3 | 227 |
| 8931-055 | 92,6 | 231 |
| 8931-301 | 164,0 | 219 |
| 8931-302 | 219,2 | 219 |
| 8931-303 | 212,6 | 219 |
| 8931-3041 | 117,9 | 217 |
| 8931-3042 | 112,3 | 216 |
| 8931-305 | 135,2 | 217 |
| 8931-306 | 141,5 | 218 |
| 8931-311 | 86,5 | 210 |
| 8931-314 | 97,3 | 211 |
| 8931-3707 | 2,4 | 210, 216, 218 |

| Order no. | Weight/kg | Page |
|--------------------|-----------|-----------------------------------|
| 8931-3713 | 1,6 | 217, 218 |
| 8931-3716 | 2,4 | 217, 218 |
| 8931-3722 | 20,9 | 217, 218 |
| 8931-3723 | 15,2 | 217, 218 |
| 8931-501 | 220,4 | 247 |
| 8931-502 | 194,0 | 247 |
| 8931-503 | 113,3 | 222 |
| 8931-5030 | 108,1 | 224 |
| 8931-523 | 139,1 | 228 |
| 8931-5230 | 131,9 | 229 |
| 8931-553 | 124,2 | 232 |
| 8931-5530 | 119,1 | 232 |
| 8931-5713 | 2,8 | 223, 225, 229, 247 |
| 8931-5718 | 7,4 | 225, 229 |
| 8931-700 | 0,1 | 217, 219 |
| 8931-701 | 1,0 | 225, 228 |
| 8931-80 | 5,2 | 207, 209, 211, 223, 224, 231, 233 |
| 8931-802 | 7,2 | 227, 229 |
| 8932-00 | 89,3 | 207 |
| 8932-02 | 72,3 | 209 |
| 8932-052 | 98,1 | 227 |
| 8932-055 | 100,2 | 231 |
| 8932-503 | 122,3 | 222 |
| 8932-5030 | 116,2 | 224 |
| 8932-523 | 148,2 | 228 |
| 8932-5230 | 140,0 | 229 |
| 8932-553 | 133,3 | 232 |
| 8932-5530 | 127,2 | 232 |
| 8932-80 | 6,2 | 207, 209, 223, 224, 231, 233 |
| 8932-802 | 8,2 | 227, 229 |
| 8934-00 | 110,7 | 207 |
| 8934-02 | 93,7 | 209 |
| 8934-052 | 118,9 | 227 |
| 8934-055 | 121,7 | 231 |
| 8934-802 | 10,2 | 207, 209, 227, 231 |
| 9000 - 9999 | | |
| 9060-000 | 36,7 | 313 |
| 9060-600 | 36,7 | 312 |
| 9080-000 | 43,7 | 313 |
| 9080-600 | 41,9 | 312 |
| 9134-000 | 31,1 | 308 |
| 9135-000 | 36,4 | 308 |
| 9136-000 | 37,1 | 308 |
| 9137-000 | 44,9 | 308 |
| 9160-000 | 43,5 | 309, 313 |
| 9160-400 | 72,3 | 312 |
| 9160-410 | 65,6 | 312 |
| 9160-600 | 45,9 | 312 |
| 9164-000 | 13,5 | 314 |
| 9165-000 | 20,0 | 315 |
| 9180-000 | 53,3 | 309, 313 |
| 9180-600 | 52,3 | 312 |
| 9184-000 | 16,4 | 314 |
| 9185-000 | 24,5 | 315 |

| Order no. | Weight/kg | Page |
|-----------|-----------|---------------|
| 9190-000 | 61,1 | 309 |
| 9234-000 | 38,4 | 306 |
| 9235-000 | 43,8 | 306 |
| 9236-000 | 49,4 | 306 |
| 9237-000 | 57,2 | 306 |
| 9260-000 | 60,4 | 307, 313 |
| 9260-100 | 63,6 | 310 |
| 9260-30 | 59,5 | 310 |
| 9260-400 | 86,3 | 312 |
| 9260-410 | 73,4 | 312 |
| 9260-425 | 80,3 | 311 |
| 9260-430 | 69,8 | 311 |
| 9260-600 | 59,9 | 312 |
| 9264-000 | 17,4 | 212, 314 |
| 9265-000 | 26,4 | 315 |
| 9265-009 | 26,4 | 212 |
| 9266-1200 | 37,2 | 316 |
| 9267-1200 | 45,0 | 317 |
| 9280-000 | 67,3 | 307, 313 |
| 9280-088 | 56,5 | 211, 311 |
| 9280-100 | 73,4 | 310 |
| 9280-30 | 67,3 | 311 |
| 9280-600 | 66,3 | 312 |
| 9284-000 | 20,3 | 212, 314 |
| 9285-000 | 30,9 | 315 |
| 9285-009 | 30,9 | 212 |
| 9286-1200 | 43,4 | 316 |
| 9287-1200 | 52,6 | 317 |
| 9290-000 | 75,1 | 307 |
| 9360-000 | 54,9 | 309 |
| 9360-80 | 4,2 | 307, 309, 315 |
| 9360-811 | 10,4 | 318 |
| 9364-000 | 16,7 | 314 |
| 9365-000 | 25,0 | 315 |
| 9380-000 | 64,7 | 309 |
| 9384-000 | 20,1 | 314 |
| 9385-000 | 29,8 | 315 |
| 9390-000 | 72,4 | 309 |
| 9460-000 | 83,3 | 307 |
| 9464-000 | 22,1 | 212, 314 |
| 9465-000 | 33,7 | 315 |
| 9465-009 | 29,5 | 212 |
| 9466-1200 | 46,6 | 316 |
| 9467-1200 | 56,3 | 317 |
| 9480-000 | 94,1 | 307 |
| 9484-000 | 25,4 | 212, 314 |
| 9485-000 | 38,5 | 315 |
| 9485-009 | 33,3 | 212 |
| 9486-1200 | 53,1 | 316 |
| 9487-1200 | 64,0 | 317 |
| 9490-000 | 89,2 | 307 |
| 9964-00 | 4,1 | 317 |
| 9984-00 | 4,4 | 317 |

Index

A

| | |
|--|---|
| Accessories for | |
| - Benches and benches with coat rack | p. 168, 169 |
| - Boltless shelving | p. 286-297 |
| - Cabinets with tambour doors (Omnispace) | p. 386, 387 |
| - Cabinets with/without hinged doors | p. 318, 319 |
| - Changing room systems and box lockers | p. 104, 105, 158, 159, 181, 182 |
| - Desks T 3300 Asisto | p. 402, 403 |
| - Desks T 4400 Cegano | p. 412, 413 |
| - Drawer cabinets 87 series | p. 274, 275 |
| - EDP cabinets | p. 380, 381 |
| - Filing cabinets | p. 332 |
| - Flame-resistant cabinets | p. 380, 381 |
| - Hinged-door cabinets | p. 318, 319 |
| - Horizontal storage | p. 392, 393 |
| - Lockers | p. 104, 105, 158, 159, 181, 182 |
| - Mobile pedestals C 3000 Asisto | p. 443, 446, 447 |
| - Multi-drawer cabinets | p. 392, 393 |
| - Pull-out cabinets C 3000 Asisto | p. 450, 451 |
| - Sit/stand workstations T 3300 Asisto | p. 402, 403 |
| - Sit/stand workstations T 4400 Cegano | p. 412, 413 |
| - Sliding-door cabinets | p. 250, 251, 254, 255, 328, 329 |
| - Workbenches 45 series | p. 267 |
| - Workbenches 87 series | p. 271 |
| Acurado cabinet systems | p. 300-333 |
| Asisto acoustic tambour | p. 356-361 |
| Asisto desks | p. 400-403 |
| Asisto fridge caddy | p. 440, 441 |
| Asisto high pedestals | p. 438, 439 |
| Asisto pull-out cabinets | p. 448-451 |
| Asisto sit/stand workstations | p. 400-403 |
| Asisto tambour cabinets | p. 356-363 |
| Assembled box lockers | p. 42, 43, 72-75, 96, 97, 118, 119, 140-155 |
| Assembled box lockers with viewing windows | p. 44, 45, 144, 145 |
| Avantgarde chairs | p. 455 |

B

| | |
|---|---------------------|
| Base for multi-drawer cabinets | p. 392 |
| Basic benches | p. 168-171 |
| Basic benches with coat rack | p. 168-171 |
| Binder shelving | p. 288-291 |
| Binder supports | p. 319, 362 |
| Bolted file shelving systems | p. 288, 289 |
| Bolted shelving systems | p. 288, 289 |
| Boltless file shelving systems | p. 290, 291 |
| Boltless shelving | p. 286-297 |
| Boltless shelving (parcel shipment-ready) | p. 286, 287 |
| Box lockers | |
| - S 2000 Classic | p. 42-45 |
| - S 3000 Evolo | p. 72-75 |
| - S 6000 Cambio | p. 96-99 |
| - S 7000 Prefino | p. 118-125 |
| Box lockers with viewing windows | p. 44, 45, 144, 145 |

C

| | |
|---|----------------------|
| Cabinets with tambour doors | p. 356-363, 382-387 |
| Cabinets with viewing windows | p. 236-247 |
| Cabinets without hinged doors | see Shelving |
| Cambio lockers | p. 86-107 |
| Card-index cabinets | p. 331, 365, 368-371 |
| Cegano desks | p. 404-413 |
| Cegano media cart | p. 434, 435 |
| Cegano Meeting conference tables | p. 424-427 |
| Cegano Meeting nesting tables and Lift tables | p. 428-433 |
| Cegano mobile conference tables | p. 428-433 |
| Cegano sit/stand workstations | p. 410, 411 |
| Certos hinged-door cabinets, flame-resistant | p. 378-381 |
| Chairs | p. 452-457 |
| Changing room systems | p. 178-183 |
| Classic lockers | p. 28-51 |
| Classic top cabinets (changing room) | p. 46, 47 |
| Cleaning equipment cabinets | p. 38, 66 |
| Climate Office space solutions | p. 480, 481 |
| Coat hangers for changing room systems | p. 49, 82, 176, 181 |
| Color charts | p. 483-494 |
| Combination lock | p. 163 |
| Combination wardrobe/storage cabinets | p. 310-313 |
| Comfort Line chairs | p. 454 |
| Comfort workbenches | p. 268, 269 |
| Computer cabinets | p. 276 |
| Conference chairs | p. 452-457 |
| Conference solutions | p. 399, 428-433 |
| Conference tables | p. 424-433 |
| Contents | p. 3-7 |

D

| | |
|---|------------------------------|
| Data modules | p. 380 |
| Daycare lockers | p. 146-153 |
| Decor charts | p. 483-494 |
| Delivery conditions | p. 18, 19 |
| Desks | p. 394-413 |
| Dispensing lockers | p. 80 |
| Double-tier lockers | |
| - S 2000 Classic | p. 40, 41 |
| - S 3000 Evolo | p. 68-70 |
| - S 6000 Cambio | p. 94, 95 |
| - S 7000 Prefino | p. 116, 117 |
| Drawer cabinets (office/archive) | p. 330-333, 364-375, 388-393 |
| Drawing cabinets for horizontal storage | p. 388-393 |

E

| | |
|--------------------------|-------------------------------|
| EDP cabinets | p. 378-380 |
| Ergo-Lock 4.0 grip lock | p. 12, 13, 204, 205, 302, 303 |
| Euro-Locks PIN code lock | p. 162 |

| | |
|--|----------------------|
| Evolvo laptop lockers | p. 197 |
| Evolvo lockers | p. 52-85 |
| Evolvo top cabinets (changing room) | p. 76, 77 |
| Exhaust air ventilation system for lockers | p. 28, 54, 88, 91 |
| Extra-large box lockers | p. 142, 143 |
| Extra-large box lockers with acrylic glass doors | p. 144, 145 |
| Extra-large cabinets | p. 246, 247 |
| Extra-large tool cabinets | p. 222-225, 228, 229 |

F

| | |
|--------------------------------------|------------------|
| Face plates for lockers | p. 130, 131 |
| Filing cabinets | |
| - Acurado | p. 330-333 |
| - Asisto | p. 364, 366, 367 |
| Fire service lockers | p. 188-193 |
| Fire service wardrobes | p. 194, 195 |
| Flame-resistant hinged-door cabinets | p. 378-381 |
| Folding tables | p. 422 |
| Free-standing wardrobes | p. 176, 177 |

G

| | |
|-------------------------------------|-------------|
| Gantner, electronic locking systems | p. 161 |
| Glass sliding-door cabinets | p. 326, 327 |

H

| | |
|--|---------------------|
| Hanging cabinet/hanging shelf | p. 212 |
| Hanging frames | see Accessories |
| Hazardous substance cabinets | p. 234, 235 |
| Hinged-door cabinets (office) | p. 300-313, 336-343 |
| Hinged-door cabinets, flame-resistant | p. 378-381 |
| Hinged-door cabinets for heavy-duty purposes | p. 226-229 |
| Hinged-door cabinets with viewing windows | p. 230-233 |
| Hook packs | p. 282, 283 |
| Horizontal storage cabinets | p. 388-393 |

I

| | |
|--|------------------|
| Interior fittings for pedestal drawers | p. 443, 446, 447 |
| Intro box lockers | p. 140-147 |

L

| | |
|----------------------------------|-------------|
| Labels for lockers | p. 132, 133 |
| Labels for multi-drawer cabinets | p. 393 |
| Laundry bags | p. 196 |
| Laundry collection locker | p. 196 |
| Laundry lockers | p. 38, 66 |
| Laundry storage lockers | p. 39, 67 |
| Lockers | |
| - S 2000 Classic | p. 28-51 |
| - S 3000 Evolo | p. 52-85 |
| - S 6000 Cambio | p. 86-107 |
| - S 7000 Prefino | p. 108-135 |

| | |
|--|--|
| Lockers, double-tier | p. 40, 41, 68-70, 94, 95, 116, 117 |
| Lockers for schools and childcare facilities | p. 146-153 |
| Lockers for street and work clothes | p. 34-37, 60-65 |
| Lockers in wet room design | p. 24, 25, 81 |
| Lockers on feet/on base | p. 28-41, 54-71, 92-101 |
| Lockers with bench | p. 32-37, 41, 58-65 |
| Locks for lockers and box lockers | p. 50, 51, 84, 85, 106, 107, 134, 135, 159 |
| Logistics services | p. 18, 19 |
| Long bottless shelving systems | p. 296, 297 |
| Long shelving units | p. 296, 297 |

M

| | |
|--|-----------------|
| Master key systems | see Accessories |
| Mechanical combination lock | p. 163 |
| Meeting tables | p. 399, 424-427 |
| Mobile high pedestals | p. 438, 439 |
| Mobile pedestal C 3000 Asisto | p. 442-447 |
| Mobile workbenches | p. 270 |
| Modesty panels for Cegano desks | p. 413 |
| Modesty panels for Cegano sit/stand desks | p. 413 |
| Mounting elements for perforated plate systems | p. 282, 283 |
| Multi-drawer cabinets | p. 388-393 |

N

| | |
|-----------------|--------|
| Net Line chairs | p. 456 |
|-----------------|--------|

O

| | |
|---|---|
| Occasional bookcases | p. 346 |
| Occasional cabinets for desks | p. 325, 386 |
| Occasional cabinets for heavy-duty purposes | p. 227, 257 |
| Occasional cabinets for workbenches | p. 213-215, 220-222, 227, 228 |
| Occasional cabinets with viewing windows | p. 231, 233 |
| Occasional sliding-door cabinets | p. 324, 325, 352 |
| Occasional tables | p. 399, 423 |
| Occasional tambour door cabinets | p. 360, 386 |
| Occasional workbench cabinets | p. 213, 220-223, 254-257 |
| Office 4.0 / C+P office world | p. 480, 481 |
| Office bookcases | p. 208, 209, 308, 309, 312, 313, 340, 341 |
| Office coat stands | p. 174-177 |
| Omnispac tambour cabinets | p. 382-387 |
| Open changing room systems | p. 78, 79, 174-183 |
| Open-front container cabinets | p. 230-233, 258-261 |
| Open-front containers, in bulk | p. 238 |
| Order number index | p. 462-473 |
| Overview of desks | p. 398, 399 |
| Overview of tabletops | p. 398, 399 |

P

| | |
|----------------------------|-------------|
| Perforated plate systems | p. 282, 283 |
| Pharmacy cabinets | p. 448-451 |
| Phenolic HPL benches | p. 172 |
| Phenolic HPL lockers | p. 172 |
| Prefino Business Z lockers | p. 126, 127 |
| Prefino lockers | p. 108-135 |
| Premio desks | p. 414, 415 |

R

| | |
|---------------------|-------------|
| Rectangular tops | p. 398, 399 |
| Reference examples | p. 476-479 |
| Resisto box lockers | p. 152-159 |

S

| | |
|--|----------------------------|
| S 3000 Evolo laptop lockers | p. 197 |
| S 5000 Resisto open wardrobes | p. 183 |
| S 5000 Resisto wardrobes | p. 183 |
| Safe deposit box locker | p. 199 |
| Safe-O-Mat locks | p. 106, 107, 134, 135, 165 |
| Safe-O-Tronic PIN code lock | p. 164 |
| School and daycare lockers | p. 146-153 |
| Shelving (parcel shipment-ready) | p. 286, 287 |
| Shelving 7800 series (for heavy-duty purposes) | p. 294, 295 |
| Shelving 788 series | p. 292, 293 |
| Shelving for warehouse/archive/workshop | p. 208, 209, 284-297 |
| Single perforated plates | p. 282 |
| Sit/stand workstations, Asisto | p. 400-403 |
| Sit/stand workstations, Cegano | p. 410, 411 |
| Slanted roof | p. 128 |
| Slanted roof design lockers | p. 48, 81, 103, 128 |
| Sliding-door cabinets (office) | p. 320-327, 348-355 |
| Sliding-door cabinets (warehouse/workshop) | p. 248-257 |
| Sliding-door cabinets with viewing windows | p. 258-261 |
| Small-compartment lockers | p. 198, 199 |
| SonicWall acoustic solutions | p. 416-419 |
| Space-saving lockers | p. 198, 199 |
| Stackable chairs | p. 455, 456 |
| Standing tables | p. 423, 431 |
| Storage shelves for workbenches | p. 267 |
| Storage shelving | see Shelving |
| Suspension bars (Elba/Leitz or Zippel system) | see Accessories |
| Suspension plates for card-index cabinets | p. 332 |
| Swivel chairs | p. 452-457 |

T

| | |
|------------------------------------|------------|
| T 3300 Asisto desks | p. 400-403 |
| T 4400 Cegano desks | p. 404-413 |
| Tabletop lectern for tool cabinets | p. 215 |
| Task chairs | p. 452-457 |

| | |
|--|-----------------------|
| Tool cabinets for heavy-duty purposes | p. 226-229, 256, 257 |
| Tool cabinets with drawers and security compartments | p. 218, 219 |
| Tool cabinets with hinged doors | p. 206, 207, 210, 211 |
| Tool cabinets with hinged doors and drawers | p. 214-225 |
| Tool cabinets with hinged doors and viewing window | p. 230-233 |
| Tool cabinets with open-front containers | p. 236-247 |
| Tool cabinets with sliding doors | p. 248-257 |
| Tool cabinets with sliding doors and viewing window | p. 258-261 |
| Tool top cabinets | p. 212 |
| Top bookcases (office) | p. 314, 315, 347 |
| Top cabinets (office) | p. 314, 315, 344, 354 |
| Top cabinets for tools | p. 212, 252, 253 |
| Top cabinets with sliding doors (office) | p. 322, 323, 326, 327 |
| Top cabinets with/without hinged doors (office) | p. 314, 315, 346, 347 |
| Top decors | p. 483-494 |
| Top locker bag unit for lockers | p. 81 |
| Top shapes | p. 398, 399 |
| Tops | see Accessories |
| Trapezoidal tables | p. 422 |

U

| | |
|---|-----------------|
| Umbrella stands | p. 177 |
| Underframes | see Accessories |
| Universal cabinets (office) | p. 306, 307 |
| Universal cabinets (warehouse/workshop) | p. 206, 207 |

V

| | |
|--|--------|
| Ventilation according to the SVL concept | p. 91 |
| Vitas benches | p. 173 |

W

| | |
|-------------------------|-------------|
| Wall-mounted wardrobes | p. 176 |
| Wardrobe systems | p. 176-179 |
| Weight register | p. 462-473 |
| Workbenches | p. 264-271 |
| Workshop shelving units | p. 208, 209 |

Z

| | |
|-----------|---------------------------------|
| Z lockers | p. 100, 101, 126, 127, 186, 187 |
|-----------|---------------------------------|

Fascination **with Innovation**

People form the heart of a company; their commitment is the pulse. To encourage enthusiasm for innovation, emphasis was placed on a working environment which meets the various needs. The result is a unique building that promotes wellbeing and creates space for new ideas.

The team offices are generously laid out and spacious with a view of the outside grounds, but still allow for privacy thanks to the layout of the double workstations. The furnishings – kept in white with black accents – underline the friendly effect of the space. The intelligent integration of technology

allows an easy reach of connections which can be stored neatly in the cable trough.

Many offices, including those of the divisional management, can be used for spontaneous meetings in addition to their function as workstation. Brief meetings can be held at the mobile occasional tables. They are also ideal for quickly extending the work surfaces with flexible sit/stand solutions.





The brochure with in-depth property report on our equipment for the company Schneider GmbH & Co. KG and other interesting reference examples can be found at www.cp.de/infocenter



SCHNEIDER is one of the world's leading suppliers of processing solutions to the ophthalmic and precision-optical industry. The company is headquartered in Fronhausen (Marburg) with additional branches in the USA, Brazil, Hong Kong and Thailand.

The company's success and that of their customers is ensured by high-quality machines, innovative technological concepts and networked production solutions. The fascination with innovation becomes tangible the minute you enter the headquarters.

The company's headquarters, on a floor space of over 9500 m², are characterized by state of the art climate and heating technology as well as communication and media technology, modern demonstration and training rooms and ergonomically optimized workstations.



Reference examples



One of a kind in Europe

The Bucharest thermal bath is setting new standards nationally and internationally. The investor's requirements were correspondingly high for the top-quality changing cubicles, which were designed to reflect the uniqueness of the entire complex in their materials and function.

The Prefino series with its highly flexible steel body was used, which allows the entire cable routing to be cleverly integrated into the slanted roofs of the lockers.

A decision was made for glass doors that require no visible fittings, creating a completely smooth and elegant external front.

The changing cubicles with floating appearance blend in perfectly with room's stylish design.

Prefino assembled box lockers make optimum use of the interior space available in the changing room system, enabling user capacity to be utilized to the full. The combination with the existing natural marble base creates harmonious interplay among the various components and materials.

The base highlights the fine design of the interior fittings while serving as a practical bench.




Therme Bucuresti




Inspired by the Erding thermal bath in Germany, the Bucharest thermal bath is one of Europe's largest thermal springs. A spa complex with a tropical twist was built on an area totaling 25,000 m².

It is a popular destination both nationally and internationally thanks to its central location. The thermal bath has three themed areas to meet the varied needs of its visitors. They can find relaxation in the jacuzzis and aromatherapy pools at The Palm. Six saunas, sunbathing areas, and massage areas invite visitors to relax in the Elysium.



The brochure with in-depth property report on our equipment for the Bucharest thermal bath and other interesting reference examples can be found at www.cp.de/infocenter



CLIMATE OFFICE



Product video:



Improved
room acoustics



Office 4.0 – the C+P office world

Climate Office is an integrated and sustainable solution for climate control, air purification, acoustics, and greening. Based on the **biophilic design** principle, we bring a piece of nature into the work environment by using natural elements such as water and plants to create a healthy indoor climate and to increase human wellbeing.



For additional furnishing examples,
please see the *Climate Office*
product series brochure or go to
www.cp.de/climateoffice



Experience the C+P office world!

We look forward to showing you all the new products for a modern and healthy work environment live at our premises in Breidenbach, Germany. For in the C+P office world, the optimal open plan office was implemented in an exemplary manner based on a scientific study conducted by the Fraunhofer Institute for Building Physics IBP. We promise you: you have never seen such an office!

To arrange your personal appointment, send your request to
sales@cp.de



Pleasant room
temperature



Purified
air



Even more options online...

With the **3D product configurator** you can quickly and easily configure your customized dream product and request it instantly! We bet we've got just what you're looking for!

www.cp.de/konfigurator

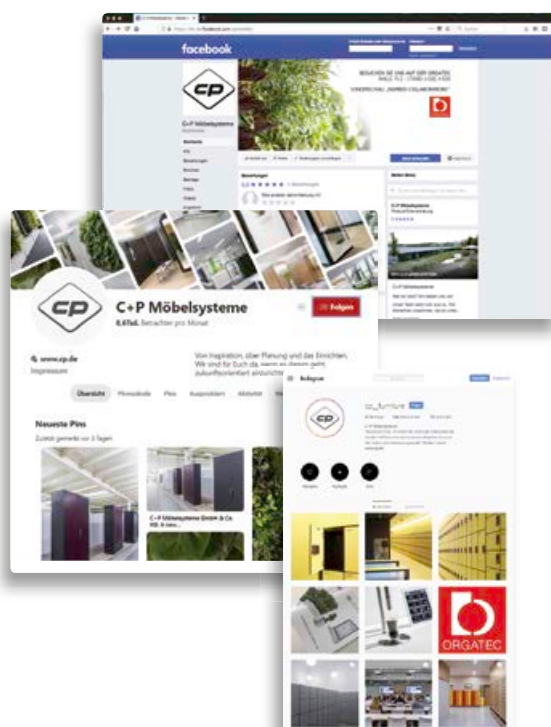
3D product configurator
www.cp.de/konfigurator



C+P social media presence

Are you on the Facebook, Instagram, Pinterest, LinkedIn or Xing network?

Then come and take a look at C+P (links at www.cp.de) for the latest information and news, photo impressions and contact details. We always look forward to positive feedback, ideas, and constructive criticism.



These furnishing examples show the possibilities for creating color moods with the color design of the furniture. Please also note that the colors and surfaces on the ceiling, walls and floor allow you even more freedom for your mood planning.





Elegance

Possible associations:



















Noble, worthy, valuable, graceful, extraordinary, formal, classical.

Clear lines, noble colors and surfaces create a sense of exclusivity for rooms where representative impressions are important.

Furniture colors

| | |
|---|---------------------------------------|
|  | Front: Black gray RAL 7021 |
|  | Body: Black gray RAL 7021 |
|  | Top: Zebrano Black gray stained |
|  | Frame: Aluminum anodized |

Examples of other color combinations

| | | | | | |
|--------|---|---|---|---|---|
| Front: |  |  |  |  |  |
| Body: |  |  |  |  |  |
| Front: |  |  |  |  | |
| Body: |  |  |  |  | |







Clean

Possible associations:













Hygienic, clean, fresh, clear, transparent, spacious, timeless, cool.

Gentle, light pastel shades radiate purity and clarity. Perfect for cooling down stress factors.

Furniture colors

| | |
|---|--|
|  | Body/frame: Traffic white RAL 9016 |
|  | Fronts: Traffic white RAL 9016 |
|  | Runner: Chrome |
|  | Top decor: White MCPB |

Examples of other color combinations

| | | | | | |
|--------|---|---|---|---|---|
| Front: |  |  |  |  |  |
| Body: |  |  |  |  |  |
| Front: |  | | | | |
| Body: |  | | | | |



Harmony

Possible associations:

Pleasant, balanced, relaxing, natural, familiar, safe.

Pleasant relaxation in the colors of Nature itself.

Furniture colors



Front: Glass doors, backed in Traffic white RAL 9016, with motif



Body: Black gray RAL 7021

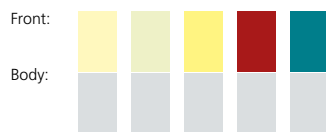


Frame: White aluminum RAL 9006



Seat: Leather, black

Examples of other color combinations



Lifestyle

Possible associations:

Dynamic, vital, signal, functional, creative, stirring, striking, individual.

A lust for life and joy can be encouraged, either by cheerful, bright colors or striking individual motifs.

Furniture colors



Front: Sunbeam yellow RDS 080 80 60



Blanking panel: Yellow orange RAL 2000



Body: White aluminum RAL 9006



Seat: Leather, black



Base, frame: Black gray RAL 7021

Examples of other color combinations



These fold-out pages show examples of color moods that you can create with the C+P colors. Depending on the desired effect, you can “play” with color and space to create an elegant, clean, harmonious or “lifestyle” impression in your room.

Even just these few examples show that C+P gives you steel in its most beautiful form.

Elegance

Possible associations:

Noble, worthy, valuable, graceful, extraordinary, formal, classical.

Clear lines and noble colors and surfaces create a sense of exclusivity for rooms where representative impressions are important.



Clean

Possible associations:

Hygienic, clean, fresh, clear, transparent, spacious, timeless, cool.

Gentle, light pastel shades radiate purity and clarity. Perfect for cooling down stress factors.



Harmony

Possible associations:

Pleasant, balanced, relaxing, natural, familiar, safe. Pleasant relaxation in the colors of Nature itself.



Lifestyle

Possible associations:

Dynamic, vital, signal, functional, creative, stirring, striking, individual. A lust for life and joy can be encouraged, either by cheerful, bright colors or striking individual motifs.



Attention: Sub-frames are always supplied in black gray. Adjustable shelves, hanging frames, etc. are always coated in light gray. Zinc-plated shelves are uncoated.

Colors are subject to deviation and do not constitute grounds for complaint. We cannot accept any liability for printing errors or flaws.

These color charts are intended solely as a guide to the approximate impression of the colors. For more exact color representations, please consult the RAL color chart or the original samples.

Notes:

All depicted decors, colors and surfaces are available as standard. Other versions (e.g. for contract furniture) are available on request.

For other shades according to RAL or RDS and for "Natural steel", please also consult us for specific volumes.

RDS = RAL Design System

Decors and glass tops*


*** Important notes:**

All of the indicated decors can be selected for one and the same type of top at no additional charge.

The decors and glass tops on this page can only be ordered for the products in the "locker and cloakroom furniture" section of this catalog.

Decor tops (MCPB)

for half-height cabinets, with edge band 25 mm




White
DBS 001

Light gray
DBS 013

Decor fronts (HPL), solid core

for "Evolvo", "Cambio" and "Prefino" doors, with soft edge, black, 13 mm



White
VK 001

Silver gray
VK 002


Danube maple
VK 030

Sen ash
VK 031

Oak Sereno
VK 032

Decor fronts (MDF)

for "Evolvo" doors, black edge, 18 mm



Danube maple
MDF 030

Sen ash
MDF 031

Oak Sereno
MDF 032

Glass fronts

for "Prefino" doors, made of color-enamelled safety glass, 8 mm



Traffic white
similar to RAL 9016

White aluminum
similar to RAL 9006

Ruby red
similar to RAL 3003

Anthracite gray
similar to RAL 7016

Black gray
similar to RAL 7021



Colors

Color group 0

(no additional charge)



Light gray RAL 7035 Black gray RAL 7021 Anthracite gray RAL 7016 Volcano gray RDS 000 50 00 Gray metallic DB 703 smooth



Light blue RAL 5012 Far blue RAL 5023 Reseda green RAL 6011

Color group I

(no additional charge for fronts if the body is color group 0)



Gentian blue RAL 5010 Lapis blue RDS 270 20 29 Flame red RAL 3000 Ruby red RAL 3003 Pearl white RAL 1013



Light green RAL 6027 Water blue RAL 5021 Moss green RAL 6005

Color group II

(no additional charge for fronts if the body is color group 0)



Pastel yellow RDS 095 90 30 Sulfur yellow RDS 095 90 59 Sunbeam yellow RDS 080 80 60 Yellow orange RAL 2000 Pastel green RDS 110 90 20



Viridian green RDS 110 80 60 Traffic white RAL 9016 White aluminum RAL 9006 Gray aluminum RAL 9007

C + P makes it
easy for you!

- **Color group 0 is available at no additional charge**
- The additional charges for color groups I and II are listed in the table below
- You will find the color surcharge code number (CSC) for the product in the ordering table at the front of the catalog

If you opt for two color coatings (different colors for body and fronts):

- **The color surcharge is based on the body coating**
- **You can easily calculate the color surcharge based simply on the body color**

That means:

- More than 150 colors and color combinations are available at no additional charge!

Color surcharges

| Color surcharge code (CSC) | Additional charge/unit Color group I | Additional charge/unit Color group II |
|----------------------------|--------------------------------------|---------------------------------------|
| 1 | | |
| 2 | | |
| 3 | | |
| 4 | | |
| 5 | | |
| 6 | | |
| 7 | | |
| 8 | | |
| 9 | | |
| 10 | | |
| 11 | | |
| 12 | | |
| 13 | | |
| 14 | | |
| 15 | | |

Steel, glass, wood – ingenious combinations.

These fold-out pages show the color concept that applies to catalog sections

■ **Locker and cloakroom furniture**

■ **Cabinets, workbenches, and shelving** (Workshop equipment)



Color coatings for steel

C+P offers you lots of attractive steel color coatings as standard in a high-quality enamel coating for a high resistance to UV and corrosion. Depending on specific volumes, we would also be delighted to turn all your individual color requests into a reality.



Decors

Different wood-look fronts and tops are available. Above and beyond the C+P range, depending on specific volumes, we supply you with any decor surface you may desire.



Glass colors

Color-enameled glass doors for Prefino lockers are available in various standard colors.



Attention: Sub-frames are always supplied in black gray. Adjustable shelves, hanging frames, etc. are always coated in light gray. Zinc-plated shelves are uncoated.

Colors are subject to deviation and do not constitute grounds for complaint. We cannot accept any liability for printing errors or flaws.

These color charts are intended solely as a guide to the approximate impression of the colors. For more exact color representations, please consult the RAL color chart or the original samples.

Important notes:

All depicted decors, colors and surfaces are available as standard. Other versions (e.g. for contract furniture) are available on request.

For other shades according to RAL or RDS and for "Natural steel", please also consult us for specific volumes.

RDS = RAL Design System

The color surcharge system on page 488 applies only to furniture where the body and fronts are each coated in a single color.

For other variants (e.g. different door colors on the same cabinet), please let us know your specific project details.

The RAL Institute has no standardized templates and definitions for the colors

- **RAL 9006**

- **RAL 9007**


- **DB 703 gloss**

So there may be **color differences** compared to other materials, previous production batches, different coating procedures or other manufacturers despite the colors having the same name.

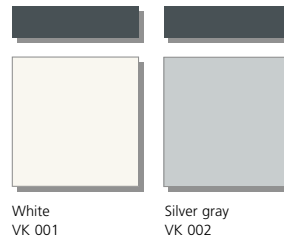
Decors*

**Decor tops (MCPB)**

With edge band 25 mm

**Solid-core panels (HPL)**

With black solid-core edge 13 and 15 mm

**Syncro decor tops (MCPB)**

with 25 mm edge band, for tabletops only

*** Important note:**

All of the indicated decors can be selected for one and the same type of top at no additional charge.



Colors

Color group 0

(no additional charge)



Light gray RAL 7035 Black gray RAL 7021 Anthracite gray RAL 7016 Volcano gray RDS 000 50 00 Gray metallic DB 703 smooth



Light blue RAL 5012 Far blue RAL 5023

Color group I

(no additional charge for fronts if the body is color group 0)



Gentian blue RAL 5010 Lapiz blue RDS 270 20 29 Flame red RAL 3000 Ruby red RAL 3003 Pearl white RAL 1013



Light green RAL 6027 Water blue RAL 5021 Moss green RAL 6005

Color group II

(no additional charge for fronts if the body is color group 0)



Pastel yellow RDS 095 90 30 Sulfur yellow RDS 095 90 59 Sunbeam yellow RDS 080 80 60 Yellow orange RAL 2000 Pastel green RDS 110 90 20



Viridian green RDS 110 80 60 Traffic white RAL 9016 White aluminum RAL 9006 Gray aluminum RAL 9007

C + P makes it
easy for you!

- **Color group 0 is available at no additional charge**
- The additional charges for color groups I and II are listed in the table below
- You will find the color surcharge code number (CSC) for the product in the ordering table at the front of the catalog

If you opt for two color coatings (different colors for body and fronts):

- **The color surcharge is based on the body coating**

That means:

- **You can easily calculate the color surcharge based simply on the body color**
- More than 150 colors and color combinations are available at no additional charge!

Color surcharges

| Color surcharge code (CSC) | Additional charge/unit Color group I | Additional charge/unit Color group II |
|----------------------------|--------------------------------------|---------------------------------------|
| 1 | | |
| 2 | | |
| 3 | | |
| 4 | | |
| 5 | | |
| 6 | | |
| 7 | | |
| 8 | | |
| 9 | | |
| 10 | | |
| 11 | | |
| 12 | | |
| 13 | | |
| 14 | | |
| 15 | | |

Steel, glass, wood – ingenious combinations.

These fold-out pages show the color concept that applies to catalog sections

■ **Cabinets and filing systems**

■ **Table systems and pedestals**



Color coatings for steel

C+P offers you lots of attractive steel color coatings as standard in a high-quality enamel coating for a high resistance to UV and corrosion. Depending on specific volumes, we would also be delighted to turn all your individual color requests into a reality.



Decors:

Different wood look fronts, tabletops and covers are available. Above and beyond the C+P range, depending on specific volumes, we supply you with any decor surface you may desire.



Attention: Sub-frames are always supplied in black gray. Adjustable shelves, hanging frames, etc. are always coated in light gray. Zinc-plated shelves are uncoated.

Colors are subject to deviation and do not constitute grounds for complaint. We cannot accept any liability for printing errors or flaws.

These color charts are intended solely as a guide to the approximate impression of the colors. For more exact color representations, please consult the RAL color chart or the original samples.

Important notes:

All depicted decors, colors and surfaces are available as standard. Other versions (e.g. for contract furniture) are available on request.

For other shades according to RAL or RDS and for "Natural steel", please also consult us for specific volumes.

RDS = RAL Design System

The color surcharge system on page 492 applies only to furniture where the body and fronts are each coated in a single color.

For other variants (e.g. different door colors on the same cabinet), please let us know your specific project details.

The RAL Institute has no standardized templates and definitions for the colors

- **RAL 9006**

- **RAL 9007**

- **DB 703 gloss**

So there may be **color differences** compared to other materials, previous production batches, different coating procedures or other manufacturers despite the colors having the same name.

Template for your order/request

Simply copy and send to your authorized C+P dealer

Customer no. (if known)

Billing address

Company

Department

Name of recipient

House number and street

Town/city, zip code

Telephone

Fax

E-mail

Date

Signature

Delivery address (if different)

Company

Department

Name of recipient

House number and street

Town/city, zip code

Telephone

Fax

E-mail

☐ **Order** ☐ **Request** (please cross as applicable)

| Order no. | Designation | Color (please enter no.) | | Other specifications e.g. top decor, material, etc. | Item | Unit price | Total price |
|-----------|-------------|--------------------------|--------------|--|------|------------|-------------|
| | | Body/frame | Doors/panels | | | | |
| | | | | | | | |
| | | | | | | | |
| | | | | | | | |
| | | | | | | | |
| | | | | | | | |
| | | | | | | | |
| | | | | | | | |
| | | | | | | | |
| | | | | | | | |
| | | | | | | | |
| | | | | | | | |
| | | | | | | | |
| | | | | | | | |

Comments:

excl. shipping costs (pages 18/19)

excl. statutory VAT

Total amount

General information about this catalog:

The specified dimensions are only approximate and may vary up or down. We reserve the right to modify the designs, ranges and delivery capacity, and to make changes to color, material and decor ranges. All previous catalogs become invalid upon the publication of this catalog. All articles may vary in appearance from those shown in the illustrations. The trademark and product rights of branded products possibly displayed in the decorations are reserved by the respective manufacturer. All listed prices are the manufacturer's non-binding recommended retail prices exclusive of the rate of VAT valid on the day of delivery and are intended for commercial customers. We reserve the right to make price alterations, e.g. due to rising costs of equipment and raw materials. By placing an order, you acknowledge your acceptance of our sales, delivery and payment conditions (see also page 18/19 and www.cp.de/en/gtc).

Publisher and copyright: C + P Möbelsysteme GmbH & Co. KG



Locker and
cloakroom furniture



Workshop cabinets,
workbenches and shelving



Cabinets
and filing systems



Desks, pedestals
and chairs