



artcoo

Who is artcobell?

We are....

School furniture experts. Furniture that supports today's learning environments is all that we focus on. Built on a base of +60 years of manufacturing. Led by a team of seasoned pros.

Texas-based. USA made. Because we're nimble and domestic, we can react quickly to your needs.

An engaged culture of continuous improvement, led by more than 250 dedicated employees. Consistently provides superior customer service and the highest quality products.

Industry partners. Locally-based national dealer network dedicated to making your projects a success, from design through the first day of school.

Flexible and responsive. Uniquely organized to provide personalized solutions and respond to your needs quickly and creatively.

Consistently reliable.

Problem solvers. Facilitators.

We are....

Dedicated to teachers and students.





We're passionate about helping kids learn and teachers teach. We are entirely focused on designing and building furniture that makes learning environments better places for that to happen.

The way students learn is ever-evolving and learning environments need to be adaptable. Just like technology, curriculum, and crayons, furnishings help teachers create spaces that spark creativity, enhance collaboration, and expand the imagination. Let artcobell furniture provide solutions that inspire and engage your students.

Page 6

SEATING

Page 30

MAKERSPACE

Page 38

STUDENT DESKS

Page 62

TABLES

Page 92

TEACHER WORKSTATIONS

Page 100

STORAGE

SEATING

ENGAGED STUDENTS

Learning without boundaries allows choice.

FLEXIBLE

Not every student sits the same. Seating in the learning space needs to provide movement, support, balance, and height accommodations for all student needs.

COMFORT

Use different seating options throughout the room to let students choose their seat for their learning activity. Flexible seating allows student to change throughout the day.

VARIETY

Chairs, stools, rockers: all or any combination can create an engaging environment.



Page 12

Meet the new
Alphabet Rockers



★ Alphabet
Four Leg

**Alphabet
Engineered for Movement**

In today's learning environments, flexibility is paramount and no one does flexibility better than artcobell. Alphabet Seating supports the many ways that students move with a variety of sizes and styles that conform to classroom needs.

The **Alphabet** Chair's specially designed shell geometry provides best in class comfort. The dual support channels and heavy duty seat brackets provide strength and durability. Students can flex the back from side to side for maximum comfort.

Four Leg Chair

Classic four-leg style.

Model	Height	Description
AS4L12	12"	Poly Shell
AS4L14	14"	Poly Shell
AS4L16	16"	Poly Shell
AS4L18	18"	Poly Shell
*AS4L16-1	16"	Poly Shell, Seat Pad
*AS4L18-1	18"	Poly Shell, Seat Pad
*AS4L16P	16"	Multi-Ply Shell
*AS4L18P	18"	Multi-Ply Shell

Glide Package: Nylon (3), Steel (1), Non-Skid (2), Felt (F), Boot
Frame Colors: Chrome (5), Titanium (4), Black (7)
Shell Colors: See page 28
Fabric Colors: See page 29
* extended lead times and premium may apply



Four Leg Caster Chair

Add casters to the Alphabet Four Leg Chair for increased mobility.

Model	Height	Description
AS4C14	14"	Poly Shell
AS4C16	16"	Poly Shell
AS4C18	18"	Poly Shell
*AS4C16-1	16"	Poly Shell, Seat Pad
*AS4C18-1	18"	Poly Shell, Seat Pad
*AS4C16P	16"	Multi-Ply Shell
*AS4C18P	18"	Multi-Ply Shell

Caster: Hard Wheel Caster (H)
Frame Colors: Chrome (5), Titanium (4), Black (7)
Shell Colors: See page 28
Fabric Colors: See page 29
* extended lead times and premium may apply





FLOT Four Leg Chair

With a standard 6” seat height, FLOT is a creative alternative to a traditional four leg chair with the patented Alphabet shell design and comfort.

Model	Height	Description
AS4L06	6"	Poly Shell

Glide Package: Nylon (3), Steel (1), Non-Skid (2), Felt (F), Boot
Frame Colors: Chrome (5), Titanium (4), Black (7)
Shell Colors: See page 28

Cantilever Chair

A space-saver when you need it. The unique design of the frame and leveling bumpers below the seat allow the Alphabet cantilever chair to safely rest on the work surface when not in use.

Model	Height	Description
ASCL14	14"	Poly Shell
ASCL16	16"	Poly Shell
ASCL18	18"	Poly Shell
*ASCL16-1	16"	Poly Shell, Seat Pad
*ASCL18-1	18"	Poly Shell, Seat Pad
*ASCL16P	16"	Multi-Ply Shell
*ASCL18P	18"	Multi-Ply Shell

Glide Package: Nylon (3), Steel (1), Non-Skid (2), Felt (F)
Frame Colors: Chrome (5), Titanium (4), Black (7)
Shell Colors: See page 28
Fabric Colors: See page 29
* extended lead times and premium may apply



Four Leg Stool

The Alphabet Four Leg Stool offers a smart option for cafeterias and taller work spaces.

Model	Height	Description
AS4ST24	Fixed 24"	Poly Shell
AS4ST30	Fixed 30"	Poly Shell
*AS4ST24-1	Fixed 24"	Poly Shell, Seat Pad
*AS4ST30-1	Fixed 30"	Poly Shell, Seat Pad
*AS4ST24P	Fixed 24"	Multi-Ply Shell
*AS4ST30P	Fixed 30"	Multi-Ply Shell
*AS4ST24PL	Fixed 24"	Low Back, Multi-Ply Shell
*AS4ST30PL	Fixed 30"	Low Back, Multi-Ply Shell

Glide Package: Solo Nylon (P)
Frame Colors: Chrome (5), Titanium (4), Black (7)
Shell Colors: See page 28
Fabric Colors: See page 29
* extended lead times and premium may apply



Research supports that physical activity is linked to higher academic performance, better health, and improved behavior so why not provide a seating solution that encourages kids to move and groove?!



★ Alphabet Rocker

Rocker

Engineered for mobility, this gem of a chair provides movers of all sizes a chance to relax or burn off a little energy with the most satisfying sit around.

Model	Height	Description
AS4R14	13"	Poly Shell
AS4R16	15.5"	Poly Shell
AS4R18	17.75"	Poly Shell

Glide Package: Nylon (3)
Frame Colors: Chrome (5)
Shell Colors: See page 28



Sled Stacking Chair

Our Alphabet shell with a stacking base. Stacks 6-8 chairs.

Model	Height	Description
ASSL16	16"	Poly Shell
ASSL18	18"	Poly Shell

Glide Package: Nylon (3), Steel (1)
Frame Colors: Chrome (5), Titanium (4), Black (7)
Shell Colors: See page 28



Task Chair & Swivel Stool

From teachers' desk to lab table, these chairs feature 360-degree swivel and pneumatic height adjustment and comes with a black five-star base. Two adjustable height options.

Model	Height	Description
ASTA18	Adjustable 16"-21"	Poly Shell
*ASTA18-1	Adjustable 16"-21"	Poly Shell, Seat Pad
*ASTA18P	Adjustable 16"-21"	Multi-Ply Shell
ASST18	Adjustable 22"-32"	Poly Shell
*ASST18-1	Adjustable 22"-32"	Poly Shell, Seat Pad
*ASST18P	Adjustable 22"-32"	Multi-Ply Shell

Glide/Caster Package: Hard Wheel Caster (H), Bell Glide (B)
Shell Colors: See page 28
Fabric Colors: See page 29
* extended lead times and premium may apply





Let 'em move! Research shows that children who are more active exhibit better focus, faster cognitive processing and higher memory retention than those who spend the day sitting still. These adaptable seating options work in collaborative areas or as alternatives to traditional desk seating.

MOV Stool

MOV is an active stool that promotes user movement and activity. The attractive and simple design with a wider footprint makes MOV extremely stable, safe and fun to use.

Model	Height	Description
ASMOV14	14"	Lounge Poly Shell
ASMOV16	16"	Lounge Poly Shell
ASMOV18	18"	Lounge Poly Shell
ASMOV20	20"	Lounge Poly Shell

Poly Colors: See page 28



MOV Slipcover

Add a little padding to your MOV stool with our NEW! slipcovers. Choose from a variety of fabric options that are removable and washable. Foam padding inside adds 2" to the top surface and 1" all around.

Model	Height	Description
ASMOVCVR1416	16", 18"	Fits 14" and 16" stools
ASMOVCVR1820	20", 22"	Fits 18" and 20" stools

Fabric Colors: See page 29





★ BLOC


★ STP

QUBE

Clever variation on our BLOC with a padded seat and 2” legs.
Removable, washable slipcovers come in a variety of fabric options.

Model	Height	Description
ASQUBE18	19"	Covered cube with 4 legs

Fabric Colors: See page 29



BLOC & STP

Lightweight and durable, Alphabet BLOC & STP can be used to create fun and flexible learning spaces. Use them together as casual seating, tables or even as an impromptu work surface. Mix and match the various shapes and sizes for creative collaborative learning spaces.

Model	Height	Description
ABLOC1414	14"	Lounge Poly Shell
ABLOC1818	18"	Lounge Poly Shell
ASTP1428	14"/28"	Lounge Poly Shell

Poly Colors: See page 28

Discover the chair that reinvented student seating! Comfort with a balance of flex and support for a range of movement and seating positions.



★ Discover Four Leg

Four Leg Chair

Discover Four Leg Chair’s structural ribs provide support and stability while increasing flexibility for added comfort. Stackable.

Model	Height	Description
D10D	12"	Poly Shell
D10C	14"	Poly Shell
D10B	16"	Poly Shell
D10A	18"	Poly Shell
D10X	18"	Poly A+ Shell
*D10A-1	18"	Poly Shell, Seat Pad
*D10X-1	18"	Poly A+ Shell, Seat Pad

Glide Package: Nylon (3), Steel (1), Non-Skid (2), Felt (F), Boot
Frame Colors: Chrome (5), Titanium (4), Black (7)
Shell Colors: See page 28
Fabric Colors: See page 29
* extended lead times and premium may apply





Cantilever Chair

Discover cantilever chair offers a sleek, stylish option with the same great value.

Model	Height	Description
D30C	14"	Poly Shell
D30B	16"	Poly Shell
D30A	18"	Poly Shell
*D30A-1	18"	Poly Shell, Seat Pad

Glide Package: Nylon (3), Steel (1), Non-Skid (2), Felt (F)
Frame Colors: Chrome (5), Titanium (4), Black (7)
Shell Colors: See page 28
Fabric Colors: See page 29
* extended lead times and premium may apply



Four Leg Caster Chair

Discover Four Leg Chair with casters for extra mobility. Stackable.

Model	Height	Description
D16A	18"	Poly Shell
D16X	18"	Poly A+ Shell
*D16A-1	18"	Poly Shell, Seat Pad
*D16X-1	18"	Poly A+ Shell, Seat Pad

Glide Package: Hard Wheel Caster (H)
Frame Colors: Chrome (5), Titanium (4), Black (7)
Shell Colors: See page 28
Fabric Colors: See page 29
* extended lead times and premium may apply



Four Leg Chair With Bookrack

Roomy bookrack provides a convenient place to store stuff.

Model	Height	Description
D15A	18"	Poly Shell
*D15A-1	18"	Poly Shell, Seat Pad

Glide Package: Nylon (3), Steel (1), Non-Skid (2), Felt (F), Boot
Frame Colors: Chrome (5), Titanium (4), Black (7)
Shell Colors: See page 28
Fabric Colors: See page 29
* extended lead times and premium may apply



Four Leg Music Chair

Discover shell with an upright pitch to support musicians or anyone who needs to lean in.

Model	Height	Description
D109	18"	Poly Shell, Music
*D109-1	18"	Poly Shell, Music, Seat Pad

Glide Package: Nylon (3), Steel (1), Non-Skid (2), Felt (F), Boot
Frame Colors: Chrome (5), Titanium (4), Black (7)
Shell Colors: See page 28
Fabric Colors: See page 29
* extended lead times and premium may apply



Sled Stacking Chair

Discover Sled Base chair is a light-weight stacker. Chairs stack 10 high.

Model	Height	Description
D00A	18"	Poly Shell
*D00X	18"	Poly A+ Shell
*D00A-1	18"	Poly Shell, Seat Pad
*D00X-1	18"	Poly A+ Shell, Seat Pad

Frame Colors: Chrome (5)
Shell Colors: See page 28
Fabric Colors: See page 29
* extended lead times and premium may apply

This Rocker is a companion to our Discover line, a harmonic blend of flexibility and support with just a touch of motion.



Rocker

Discover’s Rocker provides motion seating with a shape that works with all the other chairs in the room.

Model	Height	Description
D1RC	13"	Poly Shell
D1RB	15.5"	Poly Shell
D1RA	17.75"	Poly Shell

Glide Package: Nylon (3)
Frame Colors: Chrome (5)
Shell Colors: See page 28

HD Stack Chair

Discover High Density Chair lets you expand and contract your space with a 20 high stacking capability. A contoured grip handle and steel glides make moving these chairs a breeze.

Model	Height	Description
DS0A	18"	Poly Shell

Glide Package: Nylon (4), Steel (1)
Frame Colors: Chrome (5), Titanium (4)
Shell Colors: See page 28



Four Leg Swivel Stool

Discover’s Four-Leg Swivel Stool features a built-in foot ring for added stability and comfort. Available with a 25” - 33” adjustable height range.

Model	Height	Description
D99A	Adjustable 25”-33”	Poly Shell
D99X	Adjustable 25”-33”	Poly A+ Shell
*D99A-1	Adjustable 25”-33”	Poly Shell, Seat Pad
*D99X-1	Adjustable 25”-33”	Poly A+ Shell, Seat Pad

Glide Package: Nylon (3), Steel (1), Non-Skid (2), Felt (F), Boot
Frame Colors: Chrome (5), Titanium (4), Black (7)
Shell Colors: See page 28
Fabric Colors: See page 29
* extended lead times and premium may apply



Task Chair & Lab Swivel Stool

These two chairs provide adjustability at three different heights, embracing both lab and learning environments. Features include pneumatic seat height adjustment and free-rolling casters. Swivel stool also features a chrome foot ring.

Model	Height	Description
DP9B	Adjustable 15”-20”	Poly Shell
DP9A	Adjustable 17”-22”	Poly Shell
DP9X	Adjustable 17”-22”	Poly A+ Shell
*DP9A-1	Adjustable 17”-22”	Poly Shell, Seat Pad
*DP9X-1	Adjustable 17”-22”	Poly A+ Shell, Seat Pad
DL9A	Adjustable 24”-34”	Poly Shell
DL9X	Adjustable 24”-34”	Poly A+ Shell
*DL9A-1	Adjustable 24”-34”	Poly Shell, Seat Pad
*DL9X-1	Adjustable 24”-34”	Poly A+ Shell, Seat Pad

Glide/Caster Package: Hardwheel Caster (H); Bell Glide (B)
Shell Colors: See page 28
Fabric Colors: See page 29
* extended lead times and premium may apply



Learn more at artcobell.com

Our classic **Uniflex** seat offers both comfort and affordability, covering all the basics for function and use.



★ Uniflex
Four Leg

Four Leg Chair

The classic design of the Uniflex four leg chair has been in schools for over 50 years, providing a durable and dependable solution.

Model	Height	Description
7103	13.5"	Poly Shell
7105	15.5"	Poly Shell
7107	17.5"	Poly Shell
7108	18.5"	Poly Shell
*7107-1	17.5"	Poly Shell, Seat Pad
*7108-1	18.5"	Poly Shell, Seat Pad

Glide Package: Nylon (3), Steel (1), Non-Skid (2), Felt (F), Boot
Frame Colors: Chrome (5), Titanium (4), Black (7)
Shell Colors: See page 28
Fabric Colors: See page 29
* extended lead times and premium may apply



Four Leg Caster Chair

The castered Uniflex Four Leg provides lightweight mobility.

Model	Height	Description
7167	17.5"	Poly Shell
*7168	18.5"	Poly Shell
*7167-1	17.5"	Poly Shell, Seat Pad
*7168-1	18.5"	Poly Shell, Seat Pad

Glide Package: Hard Wheel Casters (H)
Frame Colors: Chrome (5), Titanium (4), Black (7)
Shell Colors: See page 28
Fabric Colors: See page 29
* extended lead times and premium may apply



Four Leg Chair With Bookrack

When you need a little extra storage, this extra deep bookrack delivers.

Model	Height	Description
7157	17.5"	Poly Shell, Bookrack
*7157-1	17.5"	*Poly Shell, Bookrack, Seat Pad

Glide Package: Nylon (3), Steel (1), Non-Skid (2), Felt (F), Boot
Frame Colors: Chrome (5), Titanium (4), Black (7)
Shell Colors: See page 28
Fabric Colors: See page 29
* extended lead times and premium may apply





Task Chair & Swivel Stool

The Uniflex Task Chair and Swivel Stool are offered with a pneumatic height adjustment making it comfortable for teachers or in computer lab settings.

Model	Height	Description
7P90	Adjustable 16.25"-20.75"	Poly Shell
*7P98	Adjustable 16.25"-20.75"	Poly A+ Shell
*7P90-1	Adjustable 16.25"-20.75"	Poly A+ Shell, Seat Pad
*7P98-1	Adjustable 16.25"-20.75"	Poly A+ Shell, Seat Pad
7L90	Adjustable 23"-33"	Poly Shell
*7L98	Adjustable 23"-33"	Poly A+ Shell
*7L90-1	Adjustable 23"-33"	Poly Shell, Seat Pad
*7L98-1	Adjustable 23"-33"	Poly A+ Shell, Seat Pad

Glide/Caster Package: Hardwheel Caster (H), Bell Glide (B)
Shell Colors: See page 28
Fabric Colors: See page 29
* extended lead times and premium may apply



Four Leg Swivel Stool

Our Uniflex shell on a sturdy, adjustable swivel stool base.

Model	Height	Description
*7990	Adjustable 23"-31"	Poly Shell
*7990-1	Adjustable 23"-31"	Poly Shell, Seat Pad

Glide Package: Nylon (3), Steel (1), Non-Skid (2), Felt (F), Boot
Frame Colors: Chrome (5), Titanium (4), Black (7)
Shell Colors: See page 28
Fabric Colors: See page 29
* extended lead times and premium may apply

Four Leg Stool

The Four Leg Lab Stool in two heights is available with a polypropylene top.

Model	Height	Description
0801	Adjustable 19"-27.5"	Poly Seat
0802	Adjustable 23.5"-32"	Poly Seat

Glide Package: Nylon (3), Steel (1), Non-Skid (2), Felt (F), Boot
Frame Colors: Chrome (5), Titanium (4), Black (7)
Seat Colors: See page 28
* extended lead times and premium may apply



Solid Plastic Stacking Chair


The Solid Plastic Four Leg Stacking Chair is our best selling Solid Plastic chair, designed with an X-frame for proper weight distribution and nylon bumpers for level stacking.

Model	Height	Description
X105	16.5"	Navy seat only
X107	18"	Navy seat only


Glide Package: Nylon (3), Steel (1), Non-Skid (2), Felt (F), Boot
Frame Colors: Chrome (5), Titanium (4), Black (7)
Seat + Back Color: Navy (N)




Adaptable Seating Poly Colors | MOV, BLOC, STP




Poly Colors (Alphabet, Discover, Uniflex)




Alphabet Multi-Ply Chairs ONLY



Metal Frames



Fabric Colors (Seat Pads, Slipcovers)



Additional fabrics available through the Momentum 5-Click program. To view options and order samples: Go to https://www.memosamples.com/momentum_textiles.shtml and click “[Products](#)” in the left-hand nav bar. Once you are on the Product page, select the “[5 Clicks](#)” tab. Scroll the drop-down menu to select "Artcobell".
All Momentum fabrics are priced as premiums and may require additional lead time and minimums.

* denotes items that may require longer lead times. please check with your artcobell rep for details.

Due to pattern scale and color variations in computer monitors and printers, we strongly suggest you view actual samples before making surface material selections.

Due to pattern scale and color variations in computer monitors and printers, we strongly suggest you view actual samples before making surface material selections.

MAKERSPACE

GET HANDS ON

Learning without boundaries begins with a place for exploration.

STURDY

Table options that meet all the needs of makerspaces. Constructed to meet the demands of tinkering, building, and designing. Add heavy duty casters to carry it all.

BUILD TO SUIT

Configure tables with peg board panels and shelving to store tools and supplies. Configure cabinets with trays and totes of various sizes. You choose what meets learning needs.

CREATIVE

Inspire imagination with ample space to investigate and all the tools you need for investigation.





Table Top

Pick the top that best suits your needs: durable, hard-wearing high pressure laminate with a variety of colorful edge band options, or chemical-resistant epoxy for more specialized makerspace projects.

Model	Dimensions	Top Description
DTMT-RC2448F	24" x 48"	1 1/8" Laminate
DTMT-RC2454F	24" x 54"	1 1/8" Laminate
DTMT-RC2460F	24" x 60"	1 1/8" Laminate
DTMT-RC2472F	24" x 72"	1 1/8" Laminate
DTMT-RC3060F	30" x 60"	1 1/8" Laminate
DTMT-RC3072F	30" x 72"	1 1/8" Laminate
DTMT-RC3672F	36" x 72"	1 1/8" Laminate
DTMT-RC2448Y	24" x 48"	Epoxy
DTMT-RC2454Y	24" x 54"	Epoxy
DTMT-RC2460Y	24" x 60"	Epoxy
DTMT-RC2472Y	24" x 72"	Epoxy
DTMT-RC3060Y	30" x 60"	Epoxy
DTMT-RC3072Y	30" x 72"	Epoxy
DTMT-RC3672Y	36" x 72"	Epoxy

Surface Material: See page 36
Edge Options: See page 36

Frame

Heavy duty, fully-welded frame. Sturdy optional casters (TA-CPTD3) available.

Model	Size	Height
DTMF-RC2448S	24" x 48"	Adjustable 25" - 42"
DTMF-RC2454S	24" x 54"	Adjustable 25" - 42"
DTMF-RC2460S	24" x 60"	Adjustable 25" - 42"
DTMF-RC2472S	24" x 72"	Adjustable 25" - 42"
DTMF-RC3060S	30" x 60"	Adjustable 25" - 42"
DTMF-RC3072S	30" x 72"	Adjustable 25" - 42"
DTMF-RC3672S	36" x 72"	Adjustable 25" - 42"

Glide: Nylon (3), Steel (1)
Frame Color: Black (7), Titanium (4)
Shelf Kit: See page 37

Multipurpose (Catalyst)

Full metal frame, lighter-weight alternative to our heavy-duty Makerspace Tables. Add casters (TA-CPTD3) for extra mobility.

Model	Size	Leg Type Height
DTMA2448F	24"d x 48"w	Adjustable 25" - 34"
DTMA2454F	24"d x 54"w	Adjustable 25" - 34"
DTMA2460F	24"d x 60"w	Adjustable 25" - 34"
DTMA2472F	24"d x 72"w	Adjustable 25" - 34"
DTMA3060F	30"d x 60"w	Adjustable 25" - 34"
DTMA3072F	30"d x 72"w	Adjustable 25" - 34"
DTMA3672F	36"d x 72"w	Adjustable 25" - 34"

Frame Color: Black (7), Titanium (4)
Surface Material: See page 36
Edge Options: See page 36



★ Catalyst

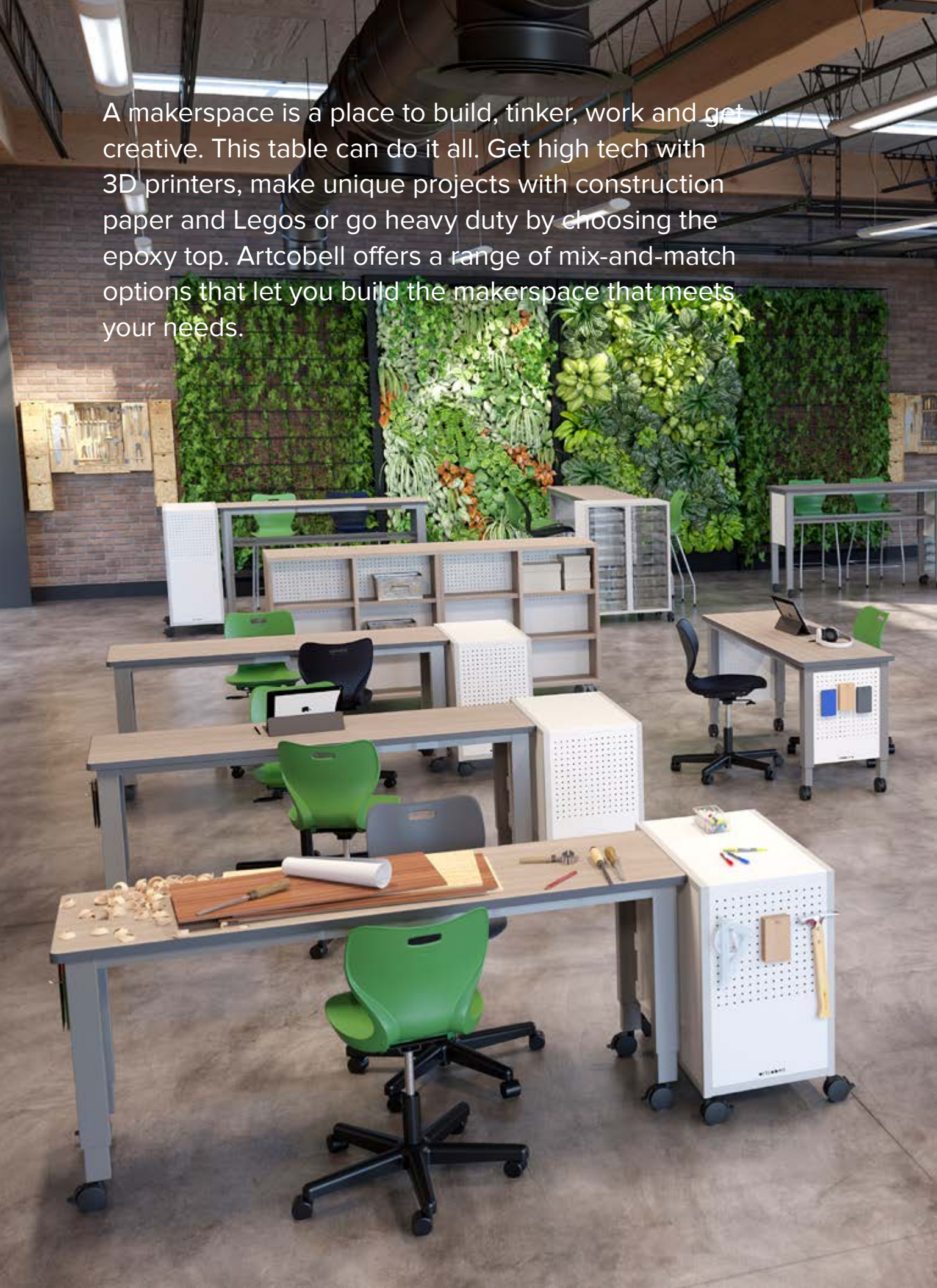
Cabinet

Storage that’s mobile, flexible and multifunctional. Cabinets with rails can be expanded with separate lockable doors, three sizes of trays and a shelving option that can also move between cabinets and desks. Cabinets with shelves feature sturdy, built in metal cubbies. Both options comes with pre-drilled hole for installing charging/power grommet.


Model	Description
MSC-230PX.4.W	Makerspace, Cabinet, 2-Column Rails, 30"h, Pegboard End Pnl, NO Trays
MSC-242PX.4.W	Makerspace, Cabinet, 2-Column Rails, 42"h, Pegboard End Pnl, NO Trays
MSC-242PC.4.W	Makerspace, Cabinet, 2-Column Shelves, 42"h
MSC-342PX.4.W	Makerspace, Cabinet, 3-Column Rails, 42"h, Pegboard End Pnl, NO Trays
MSC-342PC.4.W	Makerspace, Cabinet, 3-Column Shelves, 42"h

Tray Kits: See page 36
Door Kit: See page 36
Accessories: See page 37

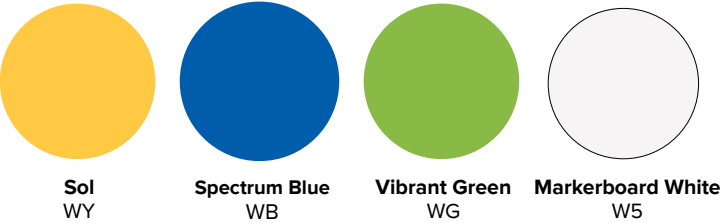
A makerspace is a place to build, tinker, work and get creative. This table can do it all. Get high tech with 3D printers, make unique projects with construction paper and Legos or go heavy duty by choosing the epoxy top. Artcobell offers a range of mix-and-match options that let you build the makerspace that meets your needs.



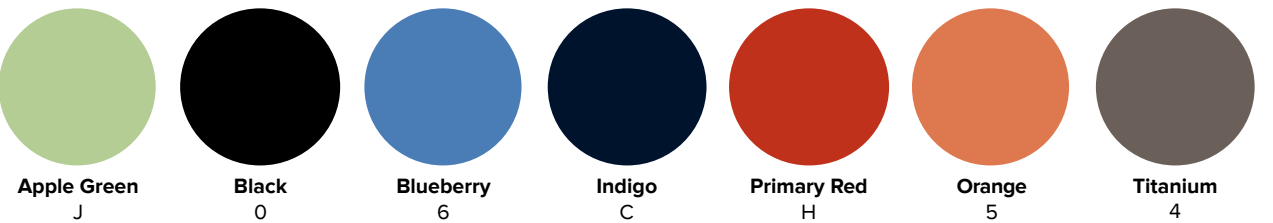
Laminates



Premium Markerboard Laminates



Edge Band



Additional designs available: Most Wilsonart® Laminates are available as special orders. Minimum quantities and extended lead times will apply. Any laminate design that is **not** part of the Artcobell collection shown here will be priced as **premium**.

Makerspace | Accessories

Add more functionality to Makerspace tables and cabinets.

Table End Panels	MSTA-EP	Metal pegboard, 20" high, 24", 30" and 36" widths
Table Shelves	MSTA-SL	48", 54", 60", 72" lengths; 12" and 16" depths, Titanium or Black
Table Casters	TA-CPTD3 TA-MPC2	Locking 75mm Locking 4"
Totes & Shelves	MSCA-TK MSCA-SK1216.W	Tote Tray Translucent, 12" depth, 3", 6", 12" depths Acrylic Markerboard/Shelf, 12"x16"
Cabinet Door Kit	MSCA-DK230T MSCA-DK242T MSCA-DK342T	2-Column, 30"h 2-Column, 42"h 3-Column, 42"h



STUDENT DESKS

ENDLESS POSSIBILITIES

Learning without boundaries inspires creativity.

INSPIRED SHAPES

Creative, fun, inventive workspaces. Mix and match tops and leg heights to fashion spaces that accommodate all types of learners.

MULTIPLE GROUPING

Use student desks to support collaboration or individualize personalized learning spaces based on student needs and learning objectives. Need groups of three, four or up to eight, artcobell has a solution for that.

CONFIGURABLE

Easy to move about the room throughout the day. Wheelbarrow the legs, let students move the desks, and watch their creativity soar.



Page 41

Beta
Shape Desk

Shape desks. These fun, imaginative and mobile-friendly shapes can easily reconfigure to create a wide range of individual or group layouts. Available with durable high pressure laminate surfaces and a variety of colored edge options.




Beta ★

Beta

Model	Size
DST-BT2233E	22" x 33" x 3/4"
DHT-BT2233E	22" x 33" x 1-1/8"

Leg Kit + Accessories: See page 49
Surface Material: High pressure laminate, see page 60
Edge Options: See page 60



Expanse

Model	Size
DST-EX2232E	23" x 32" x 3/4"
DHT-EX2232E	23" x 32" x 1-1/8"

Leg Kit + Accessories: See page 49
Surface Material: High pressure laminate, see page 60
Edge Options: See page 60



Expanse | T-Leg

Model	Size
DST-EX2232E	22" x 32" x 3/4"
DHT-EX2232E	22" x 32" x 1-1/8"

Leg Kit + Accessories: See page 49
Surface Material: High pressure laminate, see page 60
Edge Options: See page 60






Mix it up. You don't have to use the same shapes throughout a space. Try different heights (yes, the legs are adjustable) or a mixture of desks and tables. Flip-top/nesting desks let you flex room capacity between periods.

Kite

Model	Size
DST-KT3032E	32" x 30" x 3/4"
DHT-KT3032E	32" x 30" x 1-1/8"

Leg Kit + Accessories: See page 49
 Surface Material: High pressure laminate, see page 60
 Edge Options: See page 60





★ Linc

Rectangle

Model	Size
DST-RC2026E	20" x 26" x 3/4"
DST-RC2036E	20" x 36" x 3/4"
DHT-RC2026E	20" x 26" x 1-1/8"
DHT-RC2036E	20" x 36" x 1-1/8"

Leg Kit + Accessories: See page 49
Surface Material: High pressure laminate, see page 60
Edge Options: See page 60



Rectangle | T-Leg

Model	Size
DST-RC2026E	20" x 26" x 3/4"
DHT-RC2026E	20" x 26" x 1-1/8"
DST-RC2036E	20" x 36" x 3/4"
DHT-RC2036E	20" x 36" x 1-1/8"

Leg Kit + Accessories: See page 49
Surface Material: High pressure laminate, see page 60
Edge Options: See page 60



Trapezoid 6

Model	Size
DST-T6E	20" x 32" x 3/4"
DHT-T6E	20" x 32" x 1-1/8"

Leg Kit + Accessories: See page 49
Surface Material: High pressure laminate, see page 60
Edge Options: See page 60



Linc

Model	Size
DST-LC2232E	22" x 32" x 3/4"
DHT-LC2232E	22" x 32" x 1-1/8"


Leg Kit + Accessories: See page 49
Surface Material: High pressure laminate, see page 60
Edge Options: See page 60



Aperture

Model	Size
DST-AP1830E	27" x 30" x 3/4"
DHT-AP1830E	27" x 30" x 1-1/8"

Leg Kit + Accessories: See page 49
Surface Material: High pressure laminate, see page 60
Edge Options: See page 60



Aperture ★





Sail

Model	Size
DST-SL2730E	27" x 30" x 3/4"
DHT-SL2730E	27" x 30" x 1-1/8"
DST-SL3034E	30" x 34" x 3/4"
DHT-SL3034E	30" x 34" x 1-1/8"

Leg Kit + Accessories: See page 49
Surface Material: High pressure laminate, see page 60
Edge Options: See page 60



Tri-Top

Model	Size
DST-TT2828E	24" x 36" x 3/4"
DHT-TT2828E	24" x 36" x 1-1/8"

Leg Kit + Accessories: See page 49
Surface Material: High pressure laminate, see page 60
Edge Options: See page 60

Shape Desks | Legs

Choose the right legs for your student desks

Model	Description	RC2026E		RC2036E		EX2232E		AP1830E		TT2828E		T6E		KT3032E		BT2233E		LC2233E	
		DST	DHT	DST	DHT	DST	DHT	DST	DHT	DST	DHT	DST	DHT	DST	DHT	DST	DHT	DST	DHT
DSLPL-4AAP	22"-34" adj. table height legs, 4pk	✓		✓		✓		✓		✓		✓		✓		✓		✓	
DTLP-4ASP	27"-42" adj. stand height legs, 4pk		✓		✓		✓		✓		✓		✓		✓		✓		✓
DSLK-2F29G	29" fixed height t-legs, 2pk	✓		✓		✓													
TA-CPS37T4	37mm casters, use with DSLP legs, 4pk	✓		✓		✓		✓		✓		✓		✓		✓		✓	
TA-CPS4	50mm casters, use with DTLP legs, 4pk	✓		✓		✓		✓		✓		✓		✓		✓		✓	

Shape Desks | Accessories

Improve the way any desk performs with accessories that add functionality.

Model	Product Name	Product Description
TA-BBFM17	Book Box	Full Metal, 17.5"w, Titanium, 4-pack
TA-BBM16	Book Box	Metal Perforated, 16"w, Titanium, 4-pack
TA-BBM22	Book Box	Metal Perforated, 21.75"w, Titanium, 4-pack
TA-BBP17	Book Box	Poly-Translucent, 17.13"w, 4-pack
TA-BBW15	Book Box	Wire Frame, 15"w, Chrome, 4-pack
MSCA-TK1203.T	Tote Tray	Translucent, 3"x12", 6-pack
MSCA-TK1206.T	Tote Tray	Translucent, 6"x12", 6-pack
MSCA-TK1212.T	Tote Tray	Translucent, 12"x12", 2-pack
TA-TTR.2	Tote Tray Rail	White Metal, 2-pack
TA-TTR.6	Tote Tray Rail	White Metal, 6-pack
MSCA-SK1216.W	Markerboard	Hand-held, 12x16, White Acrylic, 6-pack
MBH-DMB1.4	Hardware	Desk Bracket for MSCA-SK1216W Markerboard, 4-pack
TA-BPH1	Hardware	Back Pack Hook, Chrome

The Ultimate in flexibility! Expand or reduce classroom capacity with a simple twist. Acrobat is meant to move day to day, hour to hour, or activity to activity. Move it. Flip it. Nest it. Store it.

COLLABORATE



INDIVIDUAL WORK



STUDENT DESKS

Acrobat Flip Top

These revolutionary desks come in three shapes (Beta, Linc and Rectangle) and are equipped with casters allowing you to easily move them throughout the space.

Model	Size	Top Material Edge	Height
FTBT2233E	22" X 33"	Laminate Banded Flat Edge	29"
FTRC2228E	22" X 28"	Laminate Banded Flat Edge	29"
FTLC2232E	22" X 32"	Laminate Banded Flat Edge	29"

Frame Color: Titanium (4)
Surface Material: See page 60
Edge Options: See page 60



NEST + STORE



Acrobat ★



Open Front | Poly Book Box

The Open Front Desk features convenient storage for classroom materials. Available in 18" x 24" and 20" x 26" top sizes both with a 22" - 30" adjustable height leg. DAJ models feature our exclusive jumbo size bookbox.

Model	Size	Top Material Edge	Height
DA0D3	18" x 24"	Laminate Clear Edge	22" - 30"
DA0DE	18" x 24"	Laminate Banded Flat Edge	22" - 30"
DA0DS	18" x 24"	Solid Plastic	22" - 30"
DA0E3	20" x 26"	Laminate Clear Edge	22" - 30"
DA0EE	20" x 26"	Laminate Banded Flat Edge	22" - 30"
DA0ES	20" x 26"	Solid Plastic	22" - 30"
*DAJ63	20" x 26"	Laminate Clear Edge	22" - 30"
*DAJ6E	20" x 26"	Laminate Banded Flat Edge	22" - 30"

Glide: Nylon (3)
Frame Color: Titanium (4), Chrome (5), Black (7)
Surface Material: See page 60
Edge Options: See page 60
* extended lead times and premium may apply



Open Front | Metal Book Box

The R90 open front desk has an adjustable height range of 22" - 30" with a rectangular top and built-in metal book box.

Model	Size	Top Material Edge	Height
R90D3	18" x 24"	Laminate Clear Edge	22" - 30"
R90DE	18" x 24"	Laminate Banded Flat Edge	22" - 30"
R90DS	18" x 24"	Solid Plastic	22" - 30"
R90E3	20" x 26"	Laminate Clear Edge	22" - 30"
R90EE	20" x 26"	Laminate Banded Flat Edge	22" - 30"
R90ES	20" x 26"	Solid Plastic	22" - 30"

Glide: Nylon (3)
Frame Color: Titanium (4), Chrome (5), Black (7)
Surface Material: See page 60
Edge Options: See page 60

Open Front with a twist. Artcobell's traditional open front desk features a sturdy poly box in a variety of colors that can be coordinated with top and edge options. Generous 20" x 26" size offers the largest work surface in the industry.



The 7SD Series provides classic solutions with a reliable, cost-effective frame. Surface options include high pressure laminate with coordinating edge banding or a strong clear finish edge, and solid plastic. Available with both adjustable and fixed height legs in Titanium, Chrome or Black.



7SD Series | Trapezoid | 4-Leg

The 7SD Series Student Desk with a trapezoid top shape.

Model	Size	Top Material Edge	Height
7SD4AT3	20" x 32"	Laminate Clear Edge	22" - 30"
7SD4ATE	20" x 32"	Laminate Banded Flat Edge	22" - 30"
7SD4ATS	20" x 32"	Solid Plastic	22" - 30"
*7SD4F30T3	20" x 32"	Laminate Clear Edge	Fixed, 30"
*7SD4F30TE	20" x 32"	Laminate Banded Flat Edge	Fixed, 30"
*7SD4F30TS	20" x 32"	Solid Plastic	Fixed, 30"
*7SD4F42T3	20" x 32"	Laminate Clear Edge	Fixed, 42"
*7SD4F42TE	20" x 32"	Laminate Banded Flat Edge	Fixed, 42"
*7SD4F42TS	20" x 32"	Solid Plastic	Fixed, 42"

Glide: Nylon (3)
Frame Color: Titanium (4), Chrome (5), Black (7)
Surface Material: See page 60
Edge Options: See page 60
* extended lead times and premium may apply

7SD Series | Rectangle | 4-Leg

Classic rectangle shape in three top sizes, including ADA compliant options.

Model	Size	Top Material Edge	Height
7SD4A03	18" x 24"	Laminate Clear Edge	22" - 30"
7SD4A0E	18" x 24"	Laminate Banded Flat Edge	22" - 30"
7SD4A0S	18" x 24"	Solid Plastic	22" - 30"
7SD4H03	18" x 24"	Laminate Clear Edge	34" - 42"
7SD4H0E	18" x 24"	Laminate Banded Flat Edge	34" - 42"
7SD4H0S	18" x 24"	Solid Plastic	34" - 42"
7SD4A63	20" x 26"	Laminate Clear Edge	22" - 30"
7SD4A6E	20" x 26"	Laminate Banded Flat Edge	22" - 30"
7SD4A6S	20" x 26"	Solid Plastic	22" - 30"
7SD4H63	20" x 26"	Laminate Clear Edge	34" - 42"
7SD4H6E	20" x 26"	Laminate Banded Flat Edge	34" - 42"
7SD4H6S	20" x 26"	Solid Plastic	34" - 42"
7SD4AD3	20" x 36"	Laminate Clear Edge	26" - 34"
7SD4ADE	20" x 36"	Laminate Banded Flat Edge	26" - 34"
*7SD4F3003	18" x 24"	Laminate Clear Edge	Fixed, 30"
*7SD4F300E	18" x 24"	Laminate Banded Flat Edge	Fixed, 30"
*7SD4F300S	18" x 24"	Solid Plastic	Fixed, 30"
*7SD4F4203	18" x 24"	Laminate Clear Edge	Fixed, 42"
*7SD4F420E	18" x 24"	Laminate Banded Flat Edge	Fixed, 42"
*7SD4F420S	18" x 24"	Solid Plastic	Fixed, 42"
*7SD4F3063	20" x 26"	Laminate Clear Edge	Fixed, 30"
*7SD4F306E	20" x 26"	Laminate Banded Flat Edge	Fixed, 30"
*7SD4F306S	20" x 26"	Solid Plastic	Fixed, 30"
*7SD4F4263	20" x 26"	Laminate Clear Edge	Fixed, 42"
*7SD4F426E	20" x 26"	Laminate Banded Flat Edge	Fixed, 42"
*7SD4F426S	20" x 26"	Solid Plastic	Fixed, 42"

Glide: Nylon (3)
Frame Color: Titanium (4), Chrome (5), Black (7)
Surface Material: See page 60
Edge Options: See page 60
* extended lead times and premium may apply





7SD Series | Tri-Top | 3-Leg

The 7SD Tri-Top table provides a sturdy 3-leg alternative with the same options as our 4-leg student desks.

Model	Size	Top Material Edge	Height
7SD3A3	28" x 28"	Laminate Clear Edge	22" - 30"
7SD3AE	28" x 28"	Laminate Banded Flat Edge	22" - 30"
7SD3AS	28" x 28"	Solid Plastic	22" - 30"
7SD3H3	28" x 28"	Laminate Clear Edge	34" - 42"
7SD3HE	28" x 28"	Laminate Banded Flat Edge	34" - 42"
7SD3HS	28" x 28"	Solid Plastic	34" - 42"
*7SD3F303	28" x 28"	Laminate Clear Edge	Fixed, 30"
*7SD3F30E	28" x 28"	Laminate Banded Flat Edge	Fixed, 30"
*7SD3F30S	28" x 28"	Solid Plastic	Fixed, 30"
*7SD3F423	28" x 28"	Laminate Clear Edge	Fixed, 42"
*7SD3F42E	28" x 28"	Laminate Banded Flat Edge	Fixed, 42"
*7SD3F42S	28" x 28"	Solid Plastic	Fixed, 42"

Glide: Nylon (3)
Frame Color: Titanium (4), Chrome (5), Black (7)
Surface Material: See page 60
Edge Options: See page 60
* extended lead times and premium may apply



4100 Cantilever

The Cantilever Student Desk offers unrestricted leg room. Available in 20" x 26" top size with fixed 27" or fixed 29" height.

Model	Size	Top Material Edge	Height
4F276E	20" x 26"	Laminate Banded Flat Edge	Fixed, 27"
4F276S	20" x 26"	Solid Plastic	Fixed, 27"
4F296E	20" x 26"	Laminate Banded Flat Edge	Fixed, 29"
4F296S	20" x 26"	Solid Plastic	Fixed, 29"

Glide: Nylon (3)
Frame Color: Titanium (4), Black (7)
Surface Material: See page 60
Edge Options: See page 60



Desks | Accessories

Improve the way that any desk performs with accessories that add functionality

Bookboxes	TA-BBFM17	Full Metal, 17.5"w, Titanium
	TA-BBM16	Metal Perforated, 16"w
	TA-BBM22	Metal Perforated, 21.75"w
	TA-BBP17	Poly-Translucent, 17.13"w
	TA-BBW15	Wire Frame, 15"w, Chrome
Totes & Rails	MSCA-TK1203.T	Tote Tray Translucent, 3"x12"
	MSCA-TK1206.T	Tote Tray Translucent, 6"x12"
	MSCA-TK1212.T	Tote Tray Translucent, 12"x12"
	TA-TTR	Tote Tray Rail White metal
Accessories	MSCA-SK1216.W	Hand-Held Acrylic Markerboard, 12"x16"
	MBH-DMB1.4	Desk Bracket for Markerboard
	TA-BPH1	Back Pack Hook

These all-in-one options provide simplicity and the comfort you need. Choose the chair shell and configuration that meets your needs.



D75 Four Leg Combo RH Entry

Features the popular Discover shell with standard fixed bookrack.

Model	Size	Top Material Edge	Seat Height
D75A3	18" x 24"	Laminate Clear Edge	18"
D75AS	18" x 24"	Solid Plastic	18"
D75X3	18" x 24"	Laminate Clear Edge	17.5"
D75XS	18" x 24"	Solid Plastic	17.5"

Glide: Nylon (3)
Frame Color: Titanium (4), Chrome (5) Black (7)
Shell Color: See page 61
Surface Material: See page 60
Edge Options: See page 60
* extended lead times and premium may apply

745 Four Leg Combo RH Entry

The Uniflex four leg combination desk includes comes standard with a fixed wire bookrack.

Model	Size	Top Material Edge	Height
74573	18" x 24"	Laminate Clear Edge	17.5"
7457S	18" x 24"	Solid Plastic	17.5"

Glide: Nylon (3)
Frame Color: Titanium (4), Chrome (5) Black (7)
Shell Color: See page 61
Surface Material: See page 60
Edge Options: See page 60



H457 Four Leg Combo RH Entry

The Solid Plastic four leg combination desk comes standard with a fixed wire bookrack.

Model	Size	Top Material Edge	Height
H457S	18" x 24"	Solid Plastic	17.5"

Glide: Nylon (3)
Frame Color: Titanium (4), Chrome (5) Black (7)
Seat & Back Color: Navy (N)
Surface Color: Grey Spectrum (J), Sugar Maple (D), Beige (4)



Sled Combo


This combination desk features a convenient dual entry sled base and Discover shell. Standard with fixed wire bookrack.

Model	Size	Top Material Edge	Seat Height
*D85A3	18" x 24"	Laminate Clear Edge	18"
*D85AS	18" x 24"	Solid Plastic	18"
*D85X3	18" x 24"	Laminate Clear Edge	18"
*D85XS	18" x 24"	Solid Plastic	18"

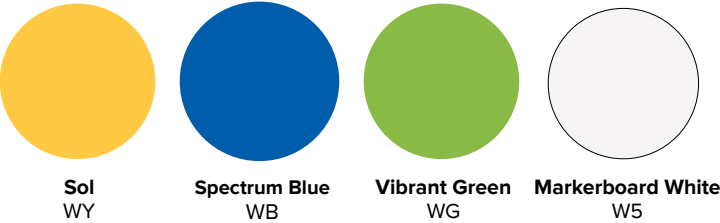
Frame Color: Chrome (5)
Shell Color: See page 61
Surface Material: See page 60
Edge Options: See page 60
* extended lead times and premium may apply



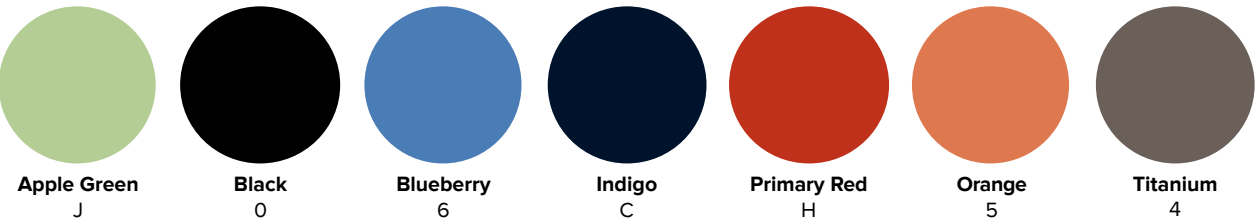
Laminates



Premium Markerboard Laminates




Edge Band




Additional designs available: Most Wilsonart® Laminates are available as special orders. Minimum quantities and extended lead times will apply. Any laminate design that is **not** part of the Artcobell collection shown here will be priced as **premium**.

Poly Colors (DA0D, D75, 7457)



Metal Frames



Solid Plastic *Subject to current lead times



TABLES

LET THE SPACE EVOLVE

Learning without boundaries requires flexibility.

AGILE SPACES

Customize tables to accommodate the learning space. Flipping, nesting, fixed leg with casters, writable tops, standing and sitting make the options limitless. Create the learning spaces that inspire students every day.

STUDENT CENTERED

Workspaces that accommodate all types of learning activities. Configure tables to support project-based learning, writable tops for collaboration and brainstorming, and add power accommodate technology. Decide on the what resources are needed for student success.


ACTIVE LEARNING

Use tables to design spaces that allows students to be actively engaged in learning. Writable flip tops for mini-presentation boards, mobility to create different learning zones, standing tables to congregate and collaborate, the options are infinite.




Fun, mobile Shape Tables feature durable high pressure laminate surfaces with coordinated edge banding. Choose from adjustable leg options for table and standing heights in Titanium and Black finishes.

A collection of organic shapes that work individually or intuitively combine with others. Creating an infinite array of configurations.



MIX + MATCH



Expanse ★

Nebula ★

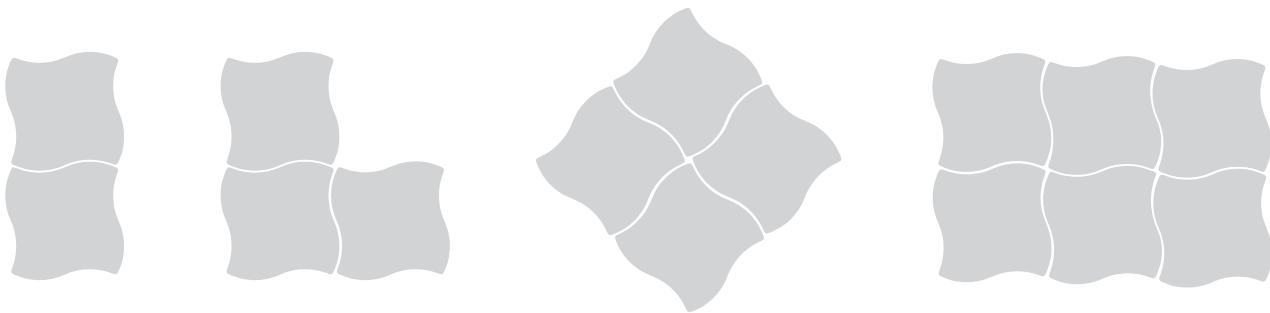


Nova

Roomy 60" work surface that supports up to four people as standalone or pairs with Expanse, Gravity or Nebula shapes.

Model	Size
DTT-NV60E	60"

Surface Material: See page 90
Edge Options: See page 90



Nebula

Large 30" x 54" work surface that supports up to three people as standalone or pairs with Expanse, Nova or Gravity shapes.

Model	Size
DTT-NB3054E	30" x 54"

Surface Material: See page 90
Edge Options: See page 90



Gravity

Innovative 50" work surface that supports small teams or large group collaborations. Also works with Expanse, Nova or Nebula shapes.

Model	Size
DTT-GV50E	50"

Surface Material: See page 90
Edge Options: See page 90

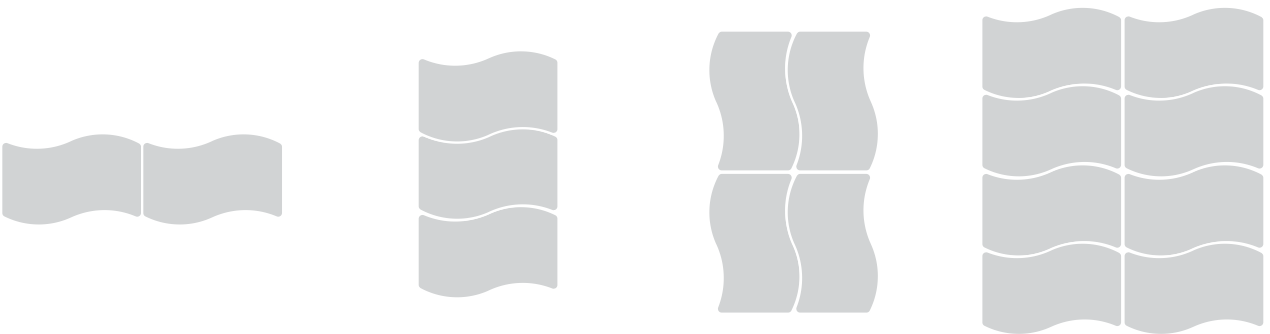


Expanse

Generous 30" x 54" work surface that support up to six people as a stand-alone or pairs with Gravity, Nova or Nebula shapes.

Model	Size
DTT-EX3054E	30" x 54"

Surface Material: See page 90
Edge Options: See page 90



Add a few tables to any classroom to provide larger work areas for group projects. Creative shapes and color can make any space more fun.



4P

4P’s 48” x 60” work surface seats up to four people. Just like the name says!

Model	Size
DTT-4P4860E	48" x 60"

Surface Material: See page 90
Edge Options: See page 90



Puddle

60” work surface that supports up to four people.

Model	Size
DTT-PD60E	60"

Surface Material: See page 90
Edge Options: See page 90



Crescent

Classic Crescent shape offers generous workspace for small groups of 2 or 3.

Model	Size
DTT-CR3042E	30" x 42"

Surface Material: See page 90
Edge Options: See page 90



Star

Requires five post legs, specified separately.

Model	Size
DTT-ST60E	60"

Surface Material: See page 90
Edge Options: See page 90

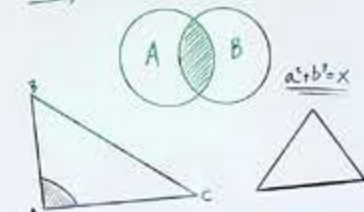




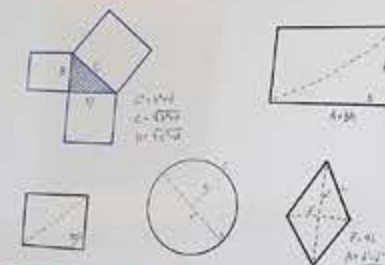
Triangles



Geometry



Segments of Tangents



These shapes can work on their own for groups of 2-3 or configure in many ways to expand the workspace. Consider casters for easy movement or "wheel-barrow" with two casters for stability.



Aperture

Model	Size
DTT-AP2440E	24"x 40"

Surface Material: See page 90
Edge Options: See page 90



3P-120

Requires six post legs, specified separately.

Model	Size
DTT-3P3060E	30" x 60"

Surface Material: See page 90
Edge Options: See page 90






Trapezoid

Model	Size
DTT-TZ3060E	30" x 60"

Surface Material: See page 90
Edge Options: See page 90



Rectangle

A variety of widths and lengths to meet a variety of needs.

Model	Size
DTT-RC2448E	24" x 48"
DTT-RC2460E	24" x 60"
DTT-RC2472E	24" x 72"
DTT-RC3048E	30" x 48"
DTT-RC3060E	30" x 60"
DTT-RC3072E	30" x 72"
DTT-RC3660E	36" x 60"
DTT-RC3672E	36" x 72"

Surface Material: See page 90
Edge Options: See page 90



Round

Available in four diameter sizes.

Model	Size
DTT-RD36E	36"
DTT-RD42E	42"
DTT-RD48E	48"
DTT-RD60E	60"

Surface Material: See page 90
Edge Options: See page 90



Shape Tables | Legs + Casters

Choose the right legs for your tables. Available in Titanium or Black. Add casters for mobility!

Model	Description
DTLP-4AJP	Juvenile height leg kit, adjustable 13"-18"
DTLP-4ATP	Table height leg kit, adjustable 19"-29"
DTLP-4ASP	Standing height leg kit, adjustable 27"-42"
TA-CPS4	50mm black casters, 4pk



Half-Round

Model	Size
DTT-HR48E	48"

Surface Material: See page 90
Edge Options: See page 90



Kidney

Model	Size
DTT-KD4872E	48" x 72"

Surface Material: See page 90
Edge Options: See page 90

Square

Available in three usable sizes.

Model	Size
DTT-SQ36E	36" X 36"
DTT-SQ42E	42" X 42"
DTT-SQ48E	48" X 48"

Surface Material: See page 90
Edge Options: See page 90



Horseshoe

Model	Size
DTT-HS6066E	60" x 66"

Surface Material: See page 90
Edge Options: See page 90



Half Moon

Model	Size
DTT-HM3672E	36" x 72"

Surface Material: See page 90
Edge Options: See page 90



Multi-Media

Can be used with 4 post legs or combined with cafe base for a variety of looks. Additional accessories make this even more "media friendly".

Model	Size
DTT-MM4872E	48" x 72"

Surface Material: See page 90
Edge Options: See page 90
Power Options: See page 96



★ Multi-Media



Mixed media. Make it work for you.
... use legs or bases, or a combination of both
... add grommets and power/charging stations

Classic Table tops can be combined with Cafe Bases in two heights for lounge spaces, media centers and walk-up sharing.



Square

Model	Size
DCT-SQ30F	30"
DCT-SQ36F	36"

Surface Material: See page 90
Edge Options: See page 90



Round

Model	Size
DCT-RD30F	30"
DCT-RD36F	36"
DCT-RD42F	42"

Surface Material: See page 90
Edge Options: See page 90



Racetrack

Model	Size
DCT-RT3372F	33" x 72"

Surface Material: See page 90
Edge Options: See page 90

Cafe Tables | Bases

Available in Titanium.

Model	Description
DCBR-1830.4	18" diameter x 30" height
DCBR-2430.4	24" diameter x 30" height
DCBR-1842.4	18" diameter x 42" height
DCBR-2442.4	24" diameter x 42" height



★ Racetrack table with café bases

Hard-working over-achievers, these T-Leg Tables offer durable work surfaces when you need them, then flip and nest when you don't. Add markerboard laminate to the surface and even the vertical surface can work for you!



Expanse | Nesting

Fixed height nesting table with a creative wave shape

Model	Size	Leg Type Height
DTN-EX34F	30"d x 54"w	Nesting, 29" Fixed

Surface Material: See page 90
Edge Options: See page 90



Rectangle | Nesting

Fixed height nesting tables available in a variety of lengths and widths

Model	Size	Leg Type Height
DTN-RC24F	24"d x 54"w	Nesting, 29" Fixed
DTN-RC25F	24"d x 60"w	Nesting, 29" Fixed
DTN-RC26F	24"d x 72"w	Nesting, 29" Fixed
DTN-RC34F	30"d x 54"w	Nesting, 29" Fixed
DTN-RC35F	30"d x 60"w	Nesting, 29" Fixed
DTN-RC36F	30"d x 72"w	Nesting, 29" Fixed

Surface Material: See page 90
Edge Options: See page 90

Half Round | Fixed Top

Available in two sizes.

Model	Size	Leg Type Height
DTF-HR48F	32"d x 48"w	29" Fixed
DTF-HR60F	30"d x 60"w	29" Fixed

Surface Material: See page 90
Edge Options: See page 90



Activity tables are ideal for impromptu gatherings in the library, private one-on-one sessions in the classroom, or larger team meetings in the conference room.



★ Kidney



Kidney

Model	Size	Leg Type Height
1275F	48" x 72"	Adjustable 21" - 29"
Glide: Nylon (3) Leg Color: Black (7), Titanium (4) Surface Material: See page 90 Edge Options: See page 90		

Half Round

Model	Size	Leg Type Height
1285F	48"	Adjustable 21" - 29"
Glide: Nylon (3) Leg Color: Black (7), Titanium (4) Surface Material: See page 90 Edge Options: See page 90		



Horseshoe

Model	Size	Leg Type Height
1277F	60" x 66"	Adjustable 21" - 29"
Glide: Nylon (3) Leg Color: Black (7), Titanium (4) Surface Material: See page 90 Edge Options: See page 90		



Round

Model	Size	Leg Type Height
1281F	42"	Adjustable 21" - 29"
1280F	48"	Adjustable 21" - 29"
Glide: Nylon (3) Leg Color: Black (7), Titanium (4) Surface Material: See page 90 Edge Options: See page 90		



Rectangle



Model	Size	Leg Type Height
1206F	24" x 36"	Adjustable 21" - 29"
1210F	24" x 48"	Adjustable 21" - 29"
1235F	24" x 60"	Adjustable 21" - 29"
1246F	24" x 72"	Adjustable 21" - 29"
1220F	30" x 48"	Adjustable 21" - 29"
1230F	30" x 60"	Adjustable 21" - 29"
1250F	30" x 72"	Adjustable 21" - 29"
1240F	36" x 60"	Adjustable 21" - 29"
1260F	36" x 72"	Adjustable 21" - 29"

Glide: Nylon (3)
Leg Color: Black (7), Titanium (4)
Surface Material: See page 90
Edge Options: See page 90

Square

Model	Size	Leg Type Height
1205F	36" x 36"	Adjustable 21" - 29"
1215F	42" x 42"	Adjustable 21" - 29"
1225F	48" x 48"	Adjustable 21" - 29"

Glide: Nylon (3)
Leg Color: Black (7), Titanium (4)
Surface Material: See page 90
Edge Options: See page 90



Trapezoid

Model	Size	Leg Type Height
1290F	30" x 60"	Adjustable 21" - 29"

Glide: Nylon (3)
Leg Color: Black (7), Titanium (4)
Surface Material: See page 90
Edge Options: See page 90



Rectangle ★



Clover

Model	Size	Leg Type Height
128CF	48"	Adjustable 21" - 29"

Glide: Nylon (3)
Leg Color: Black (7), Titanium (4)
Surface Material: See page 90
Edge Options: See page 90



Flower

Model	Size	Leg Type Height
128FF	60"	Adjustable 21" - 29"

Glide: Nylon (3)
Leg Color: Black (7), Titanium (4)
Surface Material: See page 90
Edge Options: See page 90





Multipurpose (Catalyst)

Full metal frame, lighter-weight alternative to our heavy-duty Makerspace Tables. Add casters (TA-CPTD3) for extra mobility.

Model	Size	Leg Type Height
DTMA2448F	24"d x 48"w	Adjustable 25" - 34"
DTMA2454F	24"d x 54"w	Adjustable 25" - 34"
DTMA2460F	24"d x 60"w	Adjustable 25" - 34"
DTMA2472F	24"d x 72"w	Adjustable 25" - 34"
DTMA3060F	30"d x 60"w	Adjustable 25" - 34"
DTMA3072F	30"d x 72"w	Adjustable 25" - 34"
DTMA3672F	36"d x 72"w	Adjustable 25" - 34"

Frame Color: Black (7), Titanium (4)
Surface Material: See page 36
Edge Options: See page 36



Computer Tables

The CY series table works wherever you need a sturdy technology-ready worktop. Wire management tray/modesty panel keeps cables organized (12" depth for 24"-wide tables; 16" depth for 30"-wide tables). Installed grommets: (1) for 36" and 48"-lengths; (2) for 60" and 72" lengths.

Model	Size
CY13F	24" x 36"
CY14F	24" x 48"
CY15F	24" x 60"
CY16F	24" x 72"
CY03F	30" x 36"
CY04F	30" x 48"
CY05F	30" x 60"
CY06F	30" x 72"

Glide/Caster: Nylon (3), Casters (8)
Frame Color: Black (7), Titanium (4)
Surface Material: See page 90
Edge Options: See page 90

Convertible Bench Table




















Flexibility is redefined by a convertible bench unit that can easily fold from a lunch table to a back support bench. This allows you to quickly reconfigure your space for testing, study or events. When folded, the units can be nested creating a compact storage solution to maximize your available storage capacity.

Model	Size	Bench Height
ABC89PN	8'w x 29"h	17"


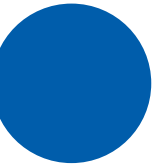


Frame Color: Titanium (4), Black (7)
Surface Material: See page 90
Bench Material: See page 90
Edge Options: See page 90





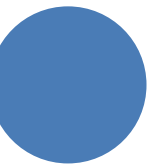




Laminates

						
Bannister Oak 08	Blue Agave U9	Blue Curacao N3	Crisp Linen 4E	Dublin N5	Flax Linen 5T	French Pear H4
						
Fusion Maple 7M	Grey Glace 18	High Rise 3E	Marmalade J1	Nepal Teak 72	New Age Oak 3L	Berry J8
						
Pinnacle Walnut F9	Pressed Linen 5S	Quince N1	Sprout T5	Tailored Linen 5R		

Premium Markerboard Laminates

			
Sol WY	Spectrum Blue WB	Vibrant Green WG	Markerboard White W5

Edge Band

						
Apple Green J	Black 0	Blueberry 6	Indigo C	Primary Red H	Orange 5	Titanium 4

Additional designs available: Most Wilsonart® Laminates are available as special orders. Minimum quantities and extended lead times will apply. Any laminate design that is **not** part of the Artcobell collection shown here will be priced as **premium**.



TEACHER WORKSTATIONS

DESIGN YOUR SPACE

Learning without boundaries spawns imagination.

ADAPTABLE

Create the workspace that meets the needs of the environment and personalizes your space. Mobile. Stand. Sit. Collaborate.

ACCESSIBLE

Workstations can be mobile, small, large. Combine storage and work surfaces that bring functionality and flexibility to the learning environment.

CONNECTED

Balance personal space and the need to create open, interactive spaces.



Sometimes your workstation isn't stationary at all. ARISE lets you move up and down and around to where your students are.



ARISE Podium

Podium or work station? ARISE moves with you with infinite stop, adjustable height and casters that let you move to where the action is.

Model	Size	Height
ATPA1F	24" x 36" Top	Adjustable 30.5" - 50"

Frame Color: Titanium (4)
Surface Material: See page 98
Edge Options: See page 98
Accessories: See page 96

ARISE ★



Rectangle
★ Shape Desk



Our Single Pedestal Teacher Desk is a mobile solution that doesn't compromise on storage. Three different top shapes in a variety of sizes feature durable high pressure laminate with your choice of coordinating edge banding. All feature a castered T-leg and mobile pedestal and a variety of accessories.



*DTDT-D3060F shown above

Discover Teacher Desk

Model	Size	Top Shape
DTDT-RC2448F	24"d x 48"w	Rectangle
DTDT-RC2460F	24"d x 60"w	Rectangle
DTDT-RC2472F	24"d x 72"w	Rectangle
DTDT-RC3048F	30"d x 48"w	Rectangle
DTDT-RC3060F	30"d x 60"w	Rectangle
DTDT-RC3072F	30"d x 72"w	Rectangle
DTDT-D3060F	30"d x 60"w	D-Shape
DTDT-D3072F	30"d x 72"w	D-Shape
DTDT-PR3072F	30"d x 72"w	P-Shape
DTDT-PL3072F	30"d x 72"w	P-Shape

Surface Material: See page 98
Edge Options: See page 98

Teacher’s Desk | Accessories

Add more functionality to your workstation.

Legs	DTLK-1TF29C.4	T-Leg with Casters, Titanium
Pedestal	DPF-BBFR.L.4	Supporting Pedestal, box/box/file
Drawer	TA-CD.4	Center Drawer, 17.26”h x 21.25”w x 3”d, Titanium
Screens	TA-SA1224.F	Privacy Screen, 12”h x 24”w
	TA-SA1236.F	Privacy Screen, 12”h x 36”w
	TA-SA1248.F	Privacy Screen, 12”h x 48”w
Power	PDC-MT21	Table Top Power, 2-Power, 1-USB
	PDC-MT40	Table Top Power, 4-Power, 0-USB
	PDC-MG22	Grommet Mount Power, 2-Power, 2-USB
	PDC-MG40	Grommet Mount Power, 4-Power, 0-USB
	PDC-3G20	3” Round Grommet Flush Mount Power, 2-Power, 0-USB

D400

Single pedestal, height adjustable teachers’ desk with center drawer.

Model	Size	Description
D4R0HF	30"d x 48"w	Single Pedestal, RH, Center Drawer
D4L0HF	30"d x 48"w	Single Pedestal, LH, Center Drawer

Glide/Caster: Nylon (3)
Frame Color: Black (7)
Surface Material: See page 98
Edge Options: See page 98

D500

Our classic height adjustable teacher desk. Double pedestal with center drawer.



















Model	Size	Description
D500HF	30"d x 60"w	Double Pedestal, Center Drawer

Glide/Caster: Nylon (3)
Frame Color: Black (7)
Surface Material: See page 98
Edge Options: See page 98







*D500 shown above








Laminates

						
Bannister Oak 08	Blue Agave U9	Blue Curacao N3	Crisp Linen 4E	Dublin N5	Flax Linen 5T	French Pear H4
						
Fusion Maple 7M	Grey Glace 18	High Rise 3E	Marmalade J1	Nepal Teak 72	New Age Oak 3L	Berry J8
						
Pinnacle Walnut F9	Pressed Linen 5S	Quince N1	Sprout T5	Tailored Linen 5R		

Premium Markerboard Laminates

			
Sol WY	Spectrum Blue WB	Vibrant Green WG	Markerboard White W5

Edge Band

						
Apple Green J	Black 0	Blueberry 6	Indigo C	Primary Red H	Orange 5	Titanium 4

Additional designs available: Most Wilsonart® Laminates are available as special orders. Minimum quantities and extended lead times will apply. Any laminate design that is **not** part of the Artcobell collection shown here will be priced as **premium**.



STORAGE

INNOVATE

Learning without boundaries provides easy access to materials and resources.

FLEXIBLE

Shelving and cabinets provide multiple options for organization. Designed to create a modern style that is multifunctional and mobile. No longer bulky storage against the wall, use storage units to create learning spaces.

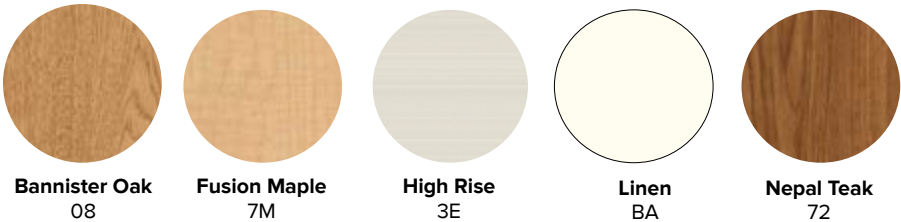
DURABLE

Units have features like reinforced shelving, heavy duty casters, magnets for docking, and has easy access to classroom supplies and materials.

POSSIBILITIES

Endless features that support the needs in the classroom: power, door fronts, writable surfaces, charging stations, peg boards, storage bins. Mix and match units to enhance the space.

Laminates



Book Shelves

Practical and versatile, thermofused laminate-clad bookcases are 12" deep, 37.25" wide and come in 36", 48", 60" and 72" heights. Choose from popular and classic designs to coordinate with the rest of your Artcobell classroom furniture.

Model	Size
A1236MBC	36"h x 37 1/4"w x 12"d
A1248MBC	48"h x 37 1/4"w x 12"d
A1260MBC	60"h x 37 1/4"w x 12"d
A1272MBC	72"h x 37 1/4"w x 12"d

Surface Material: See page 101



Versatile mobile storage features both single and double shelf faces and sturdy casters. Strong magnets at the ends allow you to link cabinets together to organize both space and storage.



Single Face 60 Degree Radius Cabinet

Model	Size	Description
ASFVSC-1742F	42”h x 60”w x 17”d	Flat Panel
ASFVSC-1742P	42”h x 60”w x 17”d	Perforated Panel

Surface Material: See page 101



Double Face 60 Degree Radius Cabinet

Model	Size	Description
ADFVSC-2042F	42”h x 60”w x 20”d	Flat Panel
ADFVSC-2042P	42”h x 60”w x 20”d	Perforated Panel

Surface Material: See page 101



Single Face Linear Cabinet

Model	Size	Description
ASFVS-1742F	42”h x 42”w x 17”d	Flat Panel
ASFVS-1742P	42”h x 42”w x 17”d	Perforated Panel

Surface Material: See page 101



Double Face Linear Cabinet

Model	Size	Description
ADFVS-2042F	42”h x 42”w x 20”d	Flat Panel
ADFVS-2042P	42”h x 42”w x 20”d	Perforated Panel

Surface Material: See page 101

Cabinet

Storage that’s mobile, flexible and multifunctional. Cabinets with rails can be expanded with separate lockable doors, three sizes of trays and a shelving option that can also move between cabinets and desks. Cabinets with shelves feature sturdy, built in metal cubbies. Both options comes with pre-drilled hole for installing charging/power grommet.



Model	Description
MSC-230PX.4.W	Makerspace, Cabinet, 2-Column Rails, 30”h, Pegboard End Pnl, NO Trays
MSC-242PX.4.W	Makerspace, Cabinet, 2-Column Rails, 42”h, Pegboard End Pnl, NO Trays
MSC-242PC.4.W	Makerspace, Cabinet, 2-Column Shelves, 42”h
MSC-342PX.4.W	Makerspace, Cabinet, 3-Column Rails, 42”h, Pegboard End Pnl, NO Trays
MSC-342PC.4.W	Makerspace, Cabinet, 3-Column Shelves, 42”h

Tray Kits: See page 36
Door Kit: See page 36
Accessories: See page 37

Combine Single Face Mobile Cabinets with 42" Makerspace Cabinets - the magnets hold everything together!



★ Mix + Match!



1.1.2019 | v1
ABC CATALOG 19

artcobell

www.artcobell.com
1.877.778.1811