



BELTA-H

Hydraulic High Frequency Welder

for Thermoplastic Elastomers (TPE), PVC and PU Conveyor Belts

- C-frame welded heavy duty structure
- Large 270° access weld platen surface
- Universal for T-Cleats, Sidewalls, Leads, Steps
- 360° electrode rotation for any weld angle
- Automated HF weld cycles
- Easy setup and operation
- Fully HF shielded and filtered work area
- Custom made electrodes for T-Cleats and Fabricated Cleats
- ZTG AT™ Autotuning and ultrafast ARC limiter
- Smooth switchable power output settings
- Touch screen programmable HMI/PLC with detached steering panel



ZEMAT Technology Group is a leading European design and manufacturing company of high frequency welding machines.

BELTA - quick overview

■ **BELTA ZDT Welder** is designed specifically for production of Conveyor Belts made of Thermoplastic Elastomers (TPE), PVC and PU. We offer the most advanced technological custom made tooling to make all of our flat belts endless easily in a minimal time frame. Endless joining and fabrications of various cleats, steps and sidewalls can be done easily with **BELTA ZDT** machine thanks to large welding table and electrode holder allowing positioning of tooling 360° circumference.

■ **BELTA** model is equipped with special quick change electrode holder. Side rolls mounted on the edges of the work table allow easy handling of long belts and precision weld positioning for fast production setup as well as ergonomic work space for operators.


■ With the use of touch screen HMI and programmable PLC operator can easily input multiple weld/seam recipes. BELTA series machines have HF power outputs from 6kW to 20kW for heavy production loads and various material thicknesses and cleat heights (10mm-150mm). All these options make this machine a perfect tool for high end production where precision, durability and strength is the key.

Main applications:

- Conveyor Belts made of Thermoplastic Elastomers (TPE), PVC and PU
- T-Cleats and Fabricated Cleats (scoop, straight, beefy, gusset)
- Sidewalls (heights ranging from 1.25"/20cm to 4"/100cm)

Technical and Safety Features:

- 360° electrode rotation
- Automated weld cycles with multiple recipes
- **ZTG AT™** Autotuning HF power output system
- Work table side rolls for easy material handling
- Fully HF shielded and filtered work area
- Output overload protection with warning indicator/reset
- Electrodes up to 1000mm in length
- **Hi-Q** cavity stable HF generator
- Ultra-fast sensitive ARC sensor
- Manual, semi-automatic and automatic operation
- CE, EMC, EU, FCC and OSHA compliant



Representative:

Technical specification	ZD6T	ZD10T	ZD15T	ZD20T
Power consumption – idle	0.4 kVA	1 kVA	1 kVA	1 kVA
Power consumption – maximum	10.2 kVA	16 kVA	23 kVA	31 kVA
Installed power	9 kW	15 kW	22 kW	30 kW
Output power	6 kW	10 kW	15 kW	20 kW
Working Frequency	27,12 MHz ± 0,6%			
Max. line current (breaker)	32 A	40 A	40 A	50 A
Electrical supply	3x400V; 50Hz	3x400V; 50Hz	3x400V; 50Hz	3x400V; 50Hz
Oscillator type / Power tube	air cooled metal-ceramic triode			
Anti flash / Arc sensor	ultra-fast Tyratron			
PLC control system	touch screen HMI			
Compressed air consumption	30 nl/cycle	44 nl/cycle	60 nl/cycle	88 nl/cycle
Cylinder/electrode stroke	50-250 mm (ability to stop at any height)			
Electrode length	400 mm	600 mm	800 mm	1000 mm
Electrode rotation	360 degrees			
Cylinder press (at 0,4-0,7MPa)	250-500 kg	350-700 kg	500-1000 kg	700-1500 kg
Belt width maximum	800 mm	1000 mm	1400 mm	1600 mm
Upper weld platen size	400x400 mm	600x400 mm	800x400 mm	1000x500 mm
Work table size	1000x800 mm	1200x1000 mm	1500x1000 mm	1700x1200 mm
Welding surface per cycle (max.)	240 cm ²	400 cm ²	600 cm ²	800 cm ²
Weight	600 kg	800 kg	1000 kg	1200 kg

- Custom built tooling and electrodes available upon request. Each machine is built according to customers needs. We can modify and adjust any of the above parameters if required at additional cost.
- Our machines fully comply with CE regulations for EMC, FCC and OSHA standards.