



STREAMTEKTM PRODUCT CATALOG

CONTACT US



www.stream-tek.com

US & Canada: 1-888-218-6548

Worldwide: 1-705-770-4455

At Streamtek Corp. we strive to provide our clients with superior customer service and the best quality in compressed air products. We find that building long-term customer relationships based on trust and high service standards will help us better address your needs and concerns.

TABLE OF CONTENTS



AIR KNIVES 004

- What types of Air Knives do we carry?	004
- Air Knife Applications	005
- Air Knife Specifications	005
- Regular Air Knife	006
- Regular Air Knife Description	008
- Advanced Air Knife	010
- Advanced Air Knife Description	012

AIR CONVEYORS 014

- What types of Air Conveyors do we carry?	014
- Air Conveyors Applications	015
- Threaded Air Conveyor Description	017
- Non-Threaded Air Conveyor Description	018

AIR NOZZLES 019

HIGH VELOCITY AIR JET 021

HIGH FLOW AIR JET 022

AIR AMPLIFIERS 023

- Adjustable Air Amplifier	025
- Adjustable Air Amplifier Description	027
- Hi-Temp Adjustable Air Amplifier	028
- Hi-Temp Adjustable Air Amplifier Description	029

VORTEX TUBES 030

- Vortex Tube Description	033
- Vortex Tube Accessories	034

AIR WIPE 035

- Regular Air Wipe Description	037
- Air Wipe Dimensions	038
- Hi-Temperature Air Wipe Description	039
- Hi-Temperature Air Wipe Specifications	039

CABINET PANEL COOLER 040

- Cabinet Panel Cooler Specifications	041
- Cabinet Panel Cooler Description	042

REVERSIBLE DRUM STORM 044

TOOL COOLERS 045

ACCESSORIES 047

- Filter Separators	047
- Oil Removal Filters	047
- Drum Dolly	047
- Solenoid Valves	048
- Thermostat	048
- Pressure Regulators	049
- Sintered Bronze Mufflers	049
- Straight-Trough Mufflers	050
- Compressed Air Hose	050
- Coiled Hose with Swivel	050
- Conveying Hose	051
- Panel Cooler Side Mount Kit	051
- Output Power Supply	051
- Cold Air Distribution Kit	051
- Mounting Brackets	051



Air Knives

Streamtek's Air Knives are the latest innovation in reducing compressed air usage and noise levels for blow-off applications.

Streamtek's Air Knives are engineered to produce a uniform (laminar) sheet of air across its entire length with a hard-hitting force. They are

made to be durable, robust, reliable and easily maintained among competitors who utilize aluminum or stainless steel. Streamtek Air Knives are ideal for superior quality cleaning, cooling, heating or decontaminating for any application.

What types of Air Knives do we carry?


Regular Air Knife

The Regular Air Knife provides good performance with a 30:1 air amplification ratio that is less efficient than the Advanced Air Knife. Air consumption is ~3.4 SCFM per inch at 80 PSIG. The Regular Air Knife is a good choice when a less expensive blow-off alternative is required. It has slightly higher noise levels and uses more compressed air than the Advanced Air Knife.



Advanced Air Knife

The Advanced Air Knife provides the most efficient performance with a 40:1 air amplification ratio. Air consumption is ~2.9 SCFM per inch at 80 PSIG. The Advanced Air Knife is normally recommended as a first choice due to its lower noise levels and reduced air consumption.



What is Air Knife?

Air Knife Systems utilize compressed air for industrial applications. The curtain-like airflow is used to dry, clean, and remove excess oils, liquids, and dust from items that flow through it.

Did you know?

We offer custom sizes of our Advanced and Regular Air Knives. For more information contact our support team at 1-888-218-6548

Why Are Our Air Knives Better?

- Finest tools and expertise used for air knife production
- End-to-end innovative products for improved usability
- Continuous improvement and upgrading of techniques and methodologies
- Latest and proven technologies used for premium air knife manufacturing

You need to know that our Air Knives are **easy to install/easy mounting, quiet operation, no moving parts, maintenance free and have adjustable force and flow.**

Air Knife Applications

Industrial Blow-off

- Cleans circuit board holes, flat sheet rubber and plastic molds.
- Blows off liquid, chemicals, dirt, chips, and water prior to labeling or packaging.
- Removes water, coolant, dust, and scrap in parts manufacturing and assembly operations.
- Control and removal of paper dust

Blow-Off Car Bodies



A group of Advanced Air Knives blow-off any contaminants prior to final paint process as car bodies move down the assembly line. There are no interruptions or 'dead spots', this means that all surfaces are dried/cleaned!

Follow Us On
YouTube

You can also **follow us** on our YouTube channel:

[youtube.com/streamtek](https://www.youtube.com/streamtek)

Air Knife Specifications

Streamtek Air Knives are available in twelve standard IN-STOCK lengths of 3" (76 mm), 6" (152 mm), 8" (203 mm), 9" (229 mm), 12" (305 mm), 18" (457 mm), 24" (610 mm), 30" (762 mm), 36" (914 mm), 42" (1067 mm), 48" (1219 mm), and 54" (1372 mm).

Compressed Air Inlet(s):

The Air Knife incorporates air inlets at each end* and on the back to allow for flexible air use, air inlet choice and high flow to higher force jets. * Not included in 3" (76 mm) models.

Air Supply Filtration

A clean dry source of compressed air is vital! The Standard Kit includes an auto drain filter /w 5 micron filter which is properly sized to avoid airflow restriction.

Blow-Off Bottling Application



Two (2) **Model AE12SDS-1** Stainless Steel (Type 303) Regular Air Knives are used to blow-off liquid from one liter soda bottles. The elimination of the water on the bottle allows the labels to properly adhere. Before the Air Knives were installed, the customer estimated that they wasted 3%-5% of their labels. The cost savings multiplied over thousands of bottles was significant.

Drying Systems for:

- Bottles and cans, castings, sheet metal, and dip tank solution stripping.
- Extrusions, wire, produce, wood preservative, drive-thru car wash, paint, coatings, and cloth.

Systems for Cooling:

- Extrusion cooling, food processing, ink setting and dimensional stability control.
- Metal parts prior to coating and/or painting.

Materials of Construction:

AIR KNIFE- available in both Aluminum and Stainless Steel.

SHIMS - Stainless Steel

Mounting:

There are multiple 1/4-20 mounting holes located on the rear for easy mounting without the need to dismantle the air knife. A rigid compressed air pipe can also support your air knife!



Streamtek's Regular Air Knife offers a more efficient and eco-friendly way to provide superior quality cleaning, drying, cooling, heating and decontaminating for any application. The Regular Air Knife produces an even laminar flow of air that turns 90 degrees through its entire length at an amplification ratio of 30:1 and air consumption of ~3.4 SCFM per inch at 80 PSIG. Our Air Knives are made from Aluminum or Stainless Steel material.

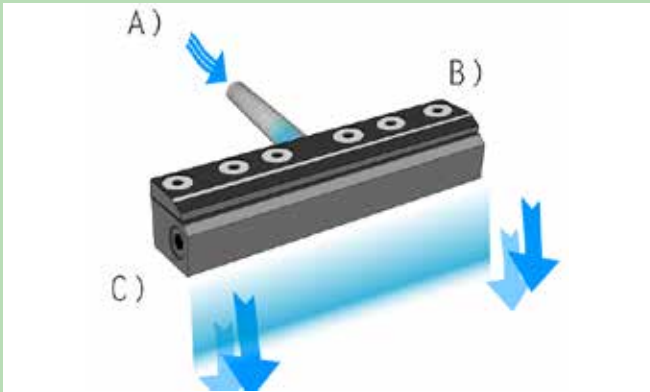
Streamtek Regular Air Knife Comparison		
	Temperature Rating	Corrosion Rating
Aluminum Regular Air Knife	275°F (135°C)	Good
Stainless Steel (Type 303) Regular Air Knife	400°F (204°C)	Excellent
*Stainless Steel (Type 316) Advanced Air Knife	800°F (427°C)	Excellent

*Available upon special

Regular Air Knife

How Does the Regular Air Knife Work?

- (A) Compressed air flows through an inlet at the end of a port and into a plenum or housing chamber in an Air Knife.
- (B) From the plenum chamber, the compressed air leaves the air knife while the surrounding air is sucked into the airflow, adding to the amplification ratio of 30:1 at 6 inches (which adheres to the "coanda effect").
- (C) The airflow then travels down the front of the air knife by turning 90 degrees. The combined and now amplified air flow turns into a uniform (laminar) sheet or air. This laminar sheet of air is further converted into reduced energy use, which cools off an application.



Full demonstration of our Regular Air Knife you have find on our website stream-tek.com



Shims:

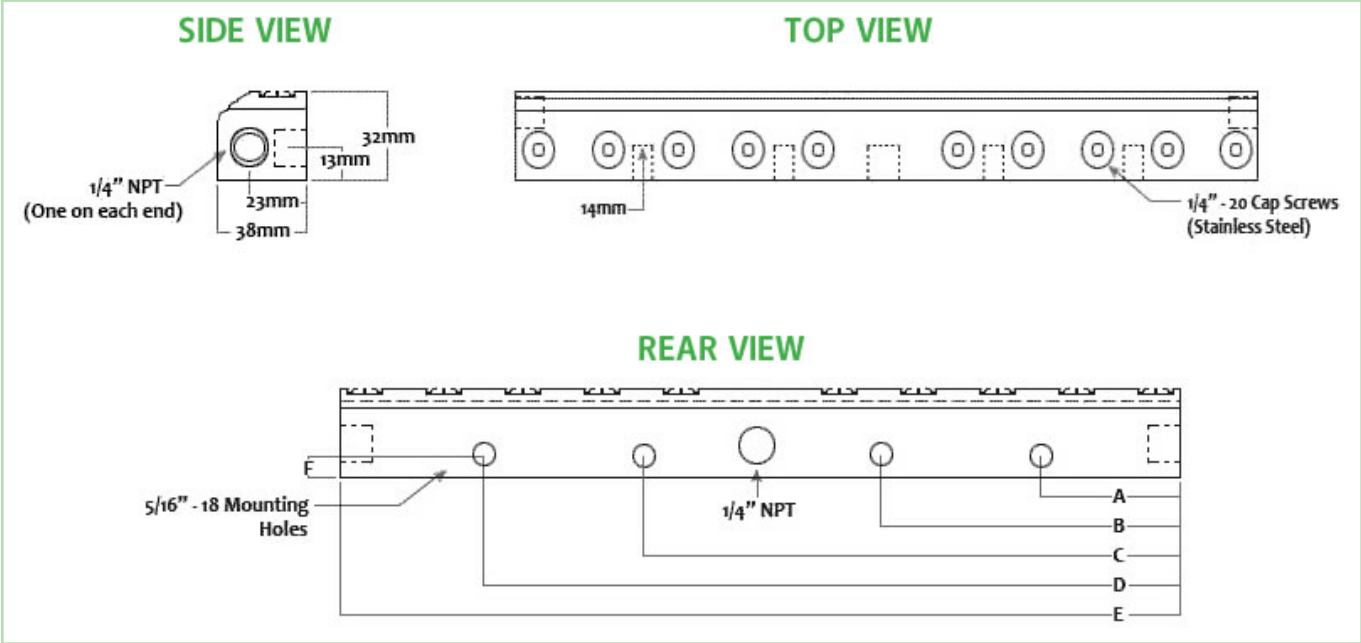
All Streamtek Air Knives come with a standard machined .002" stainless steel shim which will work for most applications. If a greater force is required, an additional .002" shim can be added to open the outlet gap for greater flow.

Regular Air Knife Performance with .002" (.05mm) thick shim installed. 12" (305mm) Regular Air Knife tested.								
Pressure Supply		Air Consumption Per Inch (25mm)		Velocity @ 6" (152mm) from target		Sound Level @ 3' (914mm)	Force Per Inch (25mm) @ 6" (152mm) from target	
PSIG	BAR	SCFM	SLPM	FPM	M/S	dBA	Ounces	Grams
20	1.4	1.5	42	4,000	20	64	0.5	14
40	2.8	2.1	60	5,800	30	73	1.2	34
60	4.1	2.7	77	8,500	43	80	2.0	57
80	5.5	3.5	99	11,000	56	83	2.8	79
100	6.4	4.1	16	13,000	66	86	3.3	94

Regular Air Knife Dimensions

Mounting is quick n' easy! Many Air Knife designs require dismantling. This reduces effectiveness and affects the airflow, and also makes them difficult to mount. Our Air Knives mount easily and the process does not affect the airflow.

Flexibility air inlet(s). All Streamtek Air Knives incorporate compressed air inlets at each end and on the back for flexible choice of air input.




DIMENSIONS: Regular Air Knife							
	A	B	C	D	E	F	# of rear inlets 1/4" NPT
3" (76 mm)	0.7" (18 mm)	-	-	2.3" (58 mm)	3" (76 mm)	0.32" (8 mm)	1
6" (152 mm)	1.3" (33 mm)	-	-	4.6" (117 mm)	6" (152 mm)	0.32" (8 mm)	1
8" (203 mm)	1.3" (33 mm)	-	-	6.7" (170 mm)	8" (203 mm)	0.32" (8 mm)	1
9" (229 mm)	1.3" (33 mm)	-	-	7.3" (185 mm)	9" (229 mm)	0.32" (8 mm)	1
12" (305 mm)	1.3" (33 mm)	3.3" (84 mm)	8.7" (221 mm)	10.7" (272 mm)	12" (305 mm)	0.32" (8 mm)	1
18" (457 mm)	1.4" (36 mm)	5.9" (150 mm)	12.1" (307 mm)	16.6" (422 mm)	18" (457 mm)	0.32" (8 mm)	2
24" (610 mm)	1.4" (36 mm)	9.1" (150 mm)	14.9" (378 mm)	22.6" (574 mm)	24" (610 mm)	0.32" (8 mm)	2
30" (762 mm)	1.5" (38 mm)	9.1" (150 mm)	20.9" (531 mm)	28.5" (724 mm)	30" (762 mm)	0.32" (8 mm)	2
36" (914 mm)	1.5" (38 mm)	9.1" (150 mm)	26.9" (683 mm)	34.5" (876 mm)	36" (914 mm)	0.32" (8 mm)	2
42" (1067 mm)	1.5" (38 mm)	9.1" (150 mm)	32.9" (836 mm)	40.5" (1029 mm)	42" (1067 mm)	0.32" (8 mm)	2
48" (1219 mm)	1.5" (38 mm)	9.1" (150 mm)	38.9" (988 mm)	46.5" (1181 mm)	48" (1219 mm)	0.32" (8 mm)	3
54" (1372 mm)	1.5" (38 mm)	9.1" (150 mm)	44.9" (1140 mm)	52.5" (1334 mm)	54" (1372 mm)	0.32" (8 mm)	3

Regular Air Knife Description

Aluminum: Unit Only Regular Air Knife /w pre-installed .002" Stainless Steel Shim			
	Length	Model #	Material
	3"	AE03SDA	Aluminum
	6"	AE06SDA	Aluminum
	8"	AE08SDA	Aluminum
	9"	AE09SDA	Aluminum
	12"	AE12SDA	Aluminum
	18"	AE18SDA	Aluminum
	24"	AE24SDA	Aluminum
	30"	AE30SDA	Aluminum
	36"	AE36SDA	Aluminum
	42"	AE42SDA	Aluminum
	48"	AE48SDA	Aluminum
	54"	AE54SDA	Aluminum

Aluminum: Standard Kit Unit and Filter Separator			
	Length	Model #	Material
	3"	AE03SDA-1	Aluminum
	6"	AE06SDA-1	Aluminum
	8"	AE08SDA-1	Aluminum
	9"	AE09SDA-1	Aluminum
	12"	AE12SDA-1	Aluminum
	18"	AE18SDA-1	Aluminum
	24"	AE24SDA-1	Aluminum
	30"	AE30SDA-1	Aluminum
	36"	AE36SDA-1	Aluminum
	42"	AE42SDA-1	Aluminum
	48"	AE48SDA-1	Aluminum
	54"	AE54SDA-1	Aluminum

Aluminum: Deluxe Kit Unit, Filter Separator and Pressure Regulator /w Gauge.			
	Length	Model #	Material
	3"	AE03SDA-2	Aluminum
	6"	AE06SDA-2	Aluminum
	8"	AE08SDA-2	Aluminum
	9"	AE09SDA-2	Aluminum
	12"	AE12SDA-2	Aluminum
	18"	AE18SDA-2	Aluminum
	24"	AE24SDA-2	Aluminum
	30"	AE30SDA-2	Aluminum
	36"	AE36SDA-2	Aluminum
	42"	AE42SDA-2	Aluminum
	48"	AE48SDA-2	Aluminum
	54"	AE54SDA-2	Aluminum



Drying Fruits & Vegetables

Fruits and vegetables that are processed throughout a washer are required to be dried. An Air Knife Deluxe System Model AE18SDS-2 blows high-velocity air over the produce to remove the excess water. The Deluxe System includes an air filter and pressure regulator.

Air Knife FAQs

1. Will the Air Knife operate with a blower?

No. The Air Knife is designed to use only compressed air. Blowers are very noisy, large, and expensive with 3" to 6" connections. They simply will not produce enough force to operate our Air Knife.

2. Can I cut the Air Knife to a custom length?

No. The Air Knife is precision-machined, cutting it would expose the internal design with no way to reseat the air knife. With that said, custom sizes can be machined upon special request.

3. Which way does the airflow from your air knife need to be pointed?

The Streamtek Air Knife is not position sensitive. It is effective when pointed in any direction.




How do I mount the Air Knife?

A rigid compressed air pipe is the best way to mount the advanced air knife (air curtain). If this is not possible, there are multiple 1/4-20 mounting holes located on the back of the Air Knife.

For our PDF installation guide please visit our website stream-tek.com

Stainless Steel: Unit Only Regular Air Knife /w pre-installed .002" Stainless Steel Shim

	Length	Model #	Material
	3"	AE03SDS	Stainless
	6"	AE06SDS	Stainless
	8"	AE08SDS	Stainless
	9"	AE09SDS	Stainless
	12"	AE12SDS	Stainless
	18"	AE18SDS	Stainless
	24"	AE24SDS	Stainless
	30"	AE30SDS	Stainless
	36"	AE36SDS	Stainless
	42"	AE42SDS	Stainless
	48"	AE48SDS	Stainless
	54"	AE54SDS	Stainless

Can I connect the cold end of a Vortex Tubes to an Air Knife?

No. This would cause an airflow restriction which would instantly produce back-pressure in excess of 5 PSIG! When this back-pressure is exceeded, performance of the Vortex Tube will be negatively impacted. The hot end of the Vortex Tube on the other hand can withstand a pressure up to 30 PSIG (depending on the cold fraction).

What is the recommended pressure that should be used with the Air Knife?

Always try to use the lowest pressure that is possible for your application. Always use a pressure regulator to increase force/airflow to the point where your application problem is rectified. The maximum pressure of the Air Knife is 250 PSIG.

There isn't enough airflow coming out of my air knife! Do I need more shims?


Before you increase the standard gap opening of .002", it's important to ensure your Air Knife is working properly. The low flow can be caused by a clogged filter, undersize lines, undersized air compressor, restrictive fittings or even particles clogging up the gap between the air knife body and cap.

To verify that full line pressure is available, install a pipe-tee along with a pressure gauge at any one of the inlets of the air knife. If full line pressure is present and additional flow is needed, turn off the compressed air supply and disassemble your air knife. Be sure to clean the air knife body, cap & shim before reassembling with the additional shim. Tighten each screw to 7.5 ft/lbs.




Our team of professionals is always happy to answer any of your questions: +1-705-770-4455 or email support@stream-tek.com.

Stainless Steel: Standard Kit Unit and Filter Separator

	Length	Model #	Material
	3"	AE03SDS-1	Stainless
	6"	AE06SDS-1	Stainless
	8"	AE08SDS-1	Stainless
	9"	AE09SDS-1	Stainless
	12"	AE12SDS-1	Stainless
	18"	AE18SDS-1	Stainless
	24"	AE24SDS-1	Stainless
	30"	AE30SDS-1	Stainless
	36"	AE36SDS-1	Stainless
	42"	AE42SDS-1	Stainless
	48"	AE48SDS-1	Stainless
	54"	AE54SDS-1	Stainless

Stainless Steel: Deluxe Kit Unit, Filter Separator and Pressure Regulator /w Gauge.

	Length	Model #	Material
	3"	AE03SDS-2	Stainless
	6"	AE06SDS-2	Stainless
	8"	AE08SDS-2	Stainless
	9"	AE09SDS-2	Stainless
	12"	AE12SDS-2	Stainless
	18"	AE18SDS-2	Stainless
	24"	AE24SDS-2	Stainless
	30"	AE30SDS-2	Stainless
	36"	AE36SDS-2	Stainless
	42"	AE42SDS-2	Stainless
	48"	AE48SDS-2	Stainless
	54"	AE54SDS-2	Stainless

What temperatures can your Air Knives withstand?

Aluminum Air Knife:
275°F (135°C)

Stainless steel (Type 303) Air Knife:
400°F (204°C)

Stainless steel (Type 316) Air Knife:
800°F (427°C)



* Temperatures that exceed 800°F (427°C) could produce intergranular corrosion which could eventually plug the air gap opening.

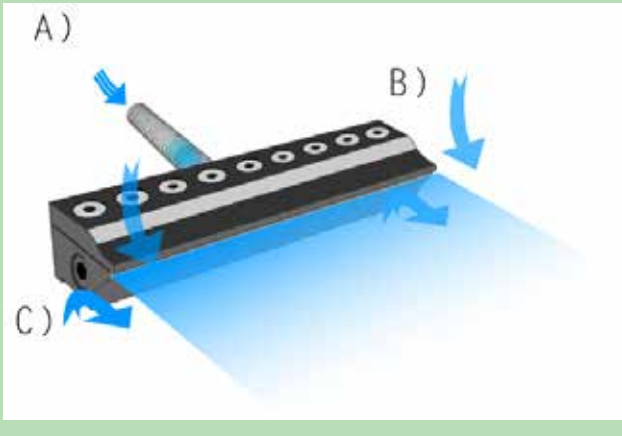


The Advanced Air Knife is an eco-friendly and energy efficient way to clean, cool and dry applications. Without using any electricity or any moving parts, the Advanced Air Knife produces a high velocity, high flow laminar sheet of air by using only a small amount of compressed air as its power source. The Advanced Air Knife provides an amplification ratio of 40:1 and air consumption of 2.9 SCFM per inch at 80 PSIG.

Advanced Air Knives

How Does the Advanced Air Knife Work?

- (A) Compressed air flows through an inlet at the end of a port and into a plenum or housing chamber in an Air Knife.
- (B) From the plenum chamber, the compressed air leaves the air knife while the surrounding air is sucked into the airflow, adding to the amplification ratio of 30:1 at 6 inches (which adheres to the "coanda effect").
- (C) The airflow travels through the front of the air knife in a straight line. The combined and now amplified air flow turns into a uniform (laminar) sheet of air. This laminar sheet of air is further converted into reduced energy use, which cools off an application.



Advanced Air Knife Comparison		
	Temperature Rating	Corrosion Rating
Aluminum Advanced Air Knife	275°F (135°C)	Good
Stainless Steel (Type 303) Advanced Air Knife	400°F (204°C)	Excellent
*Stainless Steel (Type 316) Advanced Air Knife	800°F (427°C)	Excellent

*Available upon special

Advanced Air Knife Performance
with .002" (.05mm) thick shim installed. 12" (305mm) Regular Air Knife tested.

Pressure Supply		Air Consumption Per Inch (25mm)		Velocity @ 6" (152mm) from target		Sound Level @ 3' (914mm)	Force Per Inch (25mm) @ 6" (152mm) from target	
PSIG	BAR	SCFM	SLPM	FPM	M/S	dBA	Ounces	Grams
20	1.4	1.3	36	5,000	25	56	0.6	17
40	2.8	1.7	48	7,000	36	61	1.1	31
60	4.1	2.1	59	9,600	49	65	1.8	51
80	5.5	2.9	82	11,800	60	68	2.5	71
100	6.4	3.3	93	13,500	69	71	3.2	91

Which way does the airflow from your air knife need to be pointed?

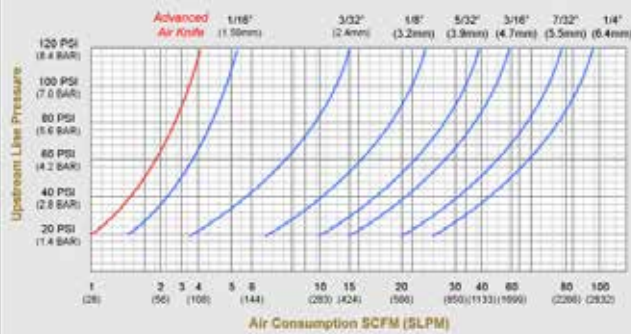
The Streamtek Air Knife is not position sensitive. It is effective when pointed in any direction.



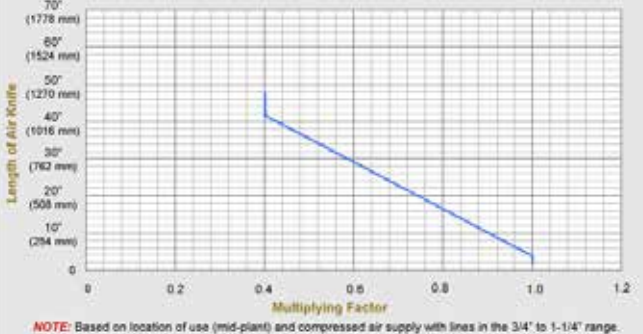
Advanced Air Knife Performance Graphs

Use the performance graphs below to better understand our advanced air knives pressure and velocity performance. If you have any questions please call our factory at **1-705-770-4455** or email **support@stream-tek.com**.

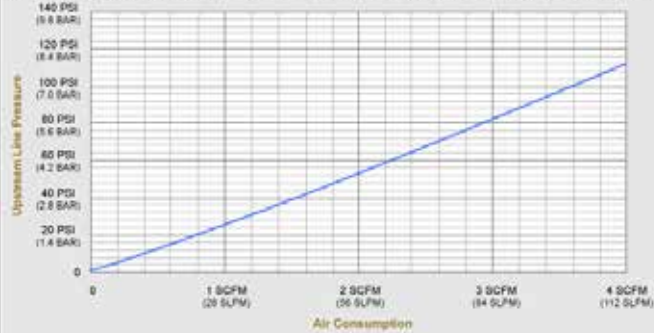
Diameter of hole in pipe Vs. Air Consumption for Advanced Air Knife



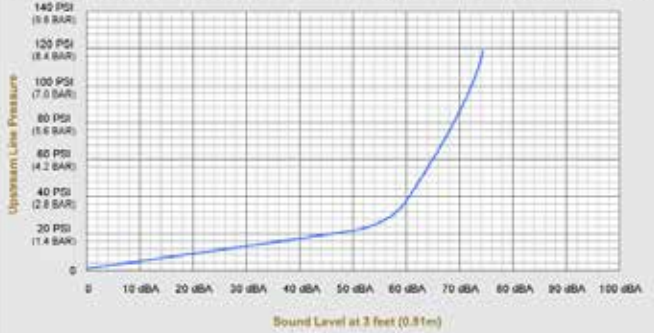
Multiplication Factors to get Plenum Pressure for Advanced Air Knife



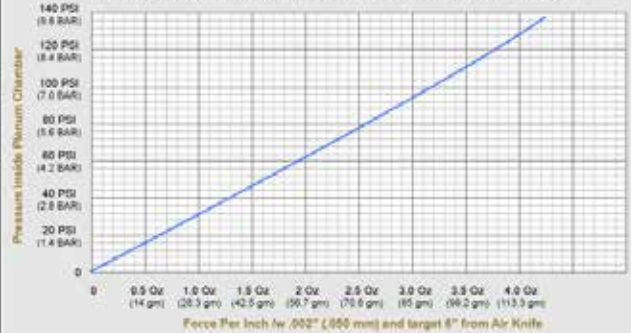
Inlet Pressure Upstream Vs. Air Consumption for 12\"/>



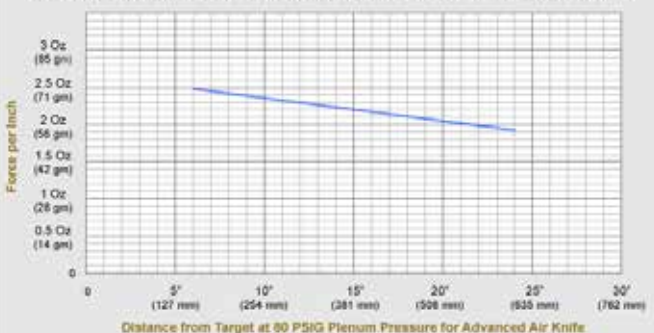
Inlet Pressure Upstream Vs. Sound level for 12\"/>



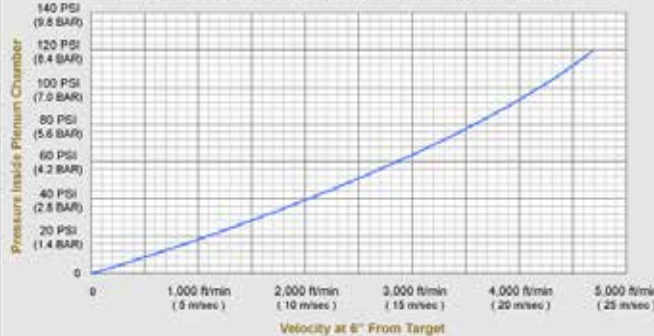
Actual Force Per Inch for 12\"/>



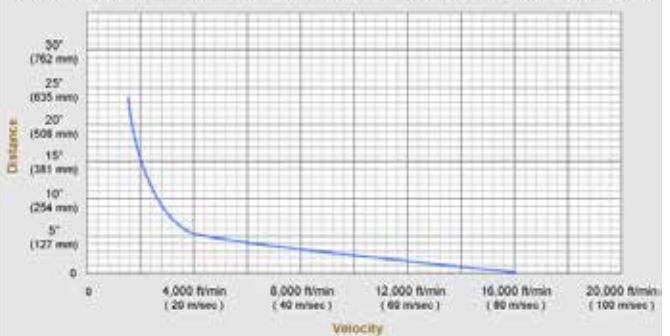
Force per Inch at Various Distances for 12\"/>



Velocity Vs. Pressure for 12\"/>



Velocity in Plenum Vs. Distance From Target for 12\"/>



Page 49



Filter Separators remove water, dirt and rust from your compressed air system. They will prevent contaminants from damaging or plugging up your compressed air-operated products.

Page 50



Oil Removal Filters remove oil particulate that is commonly found in many compressed air systems. To trap submicron particles, a .03 micron element is used.

The drilled pipe is a common low-cost simple solution for blow-off needs. The chart below shows that the drilled pipe consumes almost twice the amount of air per SCFM and performs at a much lower rate in the amount of pressure supplied (PSIG). When you compare the performance of the Advanced Air Knife with the higher air consumption and energy use of the drilled pipe, the Advanced Air Knife comes out ahead. The drilled pipe runs into issues that include the potential for high noise levels, blockage, and velocity inconsistencies across the entire pipe. Over time, the drilled pipe would have to be maintained or replaced regularly. Though the Advanced Air Knife may have a higher initial product cost, the cost savings over time make it an economical and cost-effective choice. Unlike the drilled pipe, the Advanced Air Knife provides uniform air flow with no moving parts and minimal air consumption at higher pressures which result in the operating cost and noise levels to be considerably lower for any application.

Drilled Pipe Air Consumption: Chart

*Compressed Air Flow Through A Hole in Standard Cubic Feet Per Minute (SCFM)

	1/16" (1.59mm) Diameter Hole		3/32" (2.38mm) Diameter Hole		1/8" (3.18mm) Diameter Hole		3/16" (4.76mm) Diameter Hole		1/4" (6.35mm) Diameter Hole	
PRESSURE SUPPLY	SCFM	SLPM	SCFM	SLPM	SCFM	SLPM	SCFM	SLPM	SCFM	SLPM
20 PSIG (1.4 Bar)	1.5	42.4	3.4	96.2	6.3	178.3	14.7	416.0	26.0	735.8
40 PSIG (2.8 Bar)	2.1	65.0	5.5	155.7	10.1	285.8	23.0	650.9	40.0	1132.0
60 PSIG (4.1 Bar)	3.1	87.7	7.5	212.3	14.2	401.9	31.0	877.3	54.0	1528.2
80 PSIG (5.5 Bar)	3.9	110.4	9.4	266.0	17.5	495.3	40.0	1132	70.0	1981.0
100 PSIG (6.4 Bar)	4.6	130.2	11.7	331.1	21.7	614.1	47.5	1344.3	83.0	2348.9
120 PSIG (8.4 Bar)	5.4	152.8	13.9	393.4	25.9	733.0	56.3	1593.3	96.0	2716.8

Advanced Air Knife Description

Aluminum: Unit Only

Advanced Air Knife /w pre-installed .002" Stainless Steel Shim

	Length	Model #	Material
	2"	AE02SPA	Aluminum
	3"	AE03SPA	Aluminum
	6"	AE06SPA	Aluminum
	8"	AE08SPA	Aluminum
	9"	AE09SPA	Aluminum
	12"	AE12SPA	Aluminum
	18"	AE18SPA	Aluminum
	24"	AE24SPA	Aluminum
	30"	AE30SPA	Aluminum
	36"	AE36SPA	Aluminum
	42"	AE42SPA	Aluminum
	48"	AE48SPA	Aluminum
	54"	AE54SPA	Aluminum

Aluminum: Standard Kit

Unit and Filter Separator

	Length	Model #	Material
	2"	AE02SPA-1	Aluminum
	3"	AE03SPA-1	Aluminum
	6"	AE06SPA-1	Aluminum
	8"	AE08SPA-1	Aluminum
	9"	AE09SPA-1	Aluminum
	12"	AE12SPA-1	Aluminum
	18"	AE18SPA-1	Aluminum
	24"	AE24SPA-1	Aluminum
	30"	AE30SPA-1	Aluminum
	36"	AE36SPA-1	Aluminum
	42"	AE42SPA-1	Aluminum
	48"	AE48SPA-1	Aluminum
	54"	AE54SPA-1	Aluminum

Aluminum: Deluxe Kit

Unit, Filter Separator and Pressure Regulator /w Gauge.

	Length	Model #	Material
	2"	AE02SDA-2	Aluminum
	3"	AE03SPA-2	Aluminum
	6"	AE06SPA-2	Aluminum
	8"	AE08SPA-2	Aluminum
	9"	AE09SDA-2	Aluminum
	12"	AE12SPA-2	Aluminum
	18"	AE18SPA-2	Aluminum
	24"	AE24SPA-2	Aluminum
	30"	AE30SPA-2	Aluminum
	36"	AE36SPA-2	Aluminum
	42"	AE42SPA-2	Aluminum
	48"	AE48SPA-2	Aluminum
	54"	AE54SPA-2	Aluminum


Page 47



Streamtek carries a wide variety of Manual Valves, Check Valves and a Foot Pedal Valve.

Stainless Steel: Standard Kit

Unit and Filter Separator

	Length	Model #	Material
	2"	AE02SPS-1	Stainless
	3"	AE03SPS-1	Stainless
	6"	AE06SPS-1	Stainless
	8"	AE08SPS-1	Stainless
	9"	AE09SPS-1	Stainless
	12"	AE12SPS-1	Stainless
	18"	AE18SPS-1	Stainless
	24"	AE24SPS-1	Stainless
	30"	AE30SPS-1	Stainless
	36"	AE36SPS-1	Stainless
	42"	AE42SPS-1	Stainless
	48"	AE48SPS-1	Stainless
	54"	AE54SPS-1	Stainless

info The Streamtek service is unparalleled


Page 50



Compressed Air Hose (3/8" ID) will assure long life and protection against weathering, ozone and temperatures reaching 70° C (160° F). Includes 1/4" NPTM brass fittings on each end! Lengths available are 10", 15", 20", 30", 40" and 50".


Stainless Steel: Unit Only

Regular Air Knife /w pre-installed .002" Stainless Steel Shim

	Length	Model #	Material
	2"	AE02SPS	Stainless
	3"	AE03SPS	Stainless
	6"	AE06SPS	Stainless
	8"	AE08SPS	Stainless
	9"	AE09SPS	Stainless
	12"	AE12SPS	Stainless
	18"	AE18SPS	Stainless
	24"	AE24SPS	Stainless
	30"	AE30SPS	Stainless
	36"	AE36SPS	Stainless
	42"	AE42SPS	Stainless
	48"	AE48SPS	Stainless
	54"	AE54SPS	Stainless

Stainless Steel: Deluxe Kit

Unit, Filter Separator and Pressure Regulator /w Gauge.

	Length	Model #	Material
	2"	AE02SPS-2	Stainless
	3"	AE03SPS-2	Stainless
	6"	AE06SPS-2	Stainless
	8"	AE08SPS-2	Stainless
	9"	AE09SPS-2	Stainless
	12"	AE12SPS-2	Stainless
	18"	AE18SPS-2	Stainless
	24"	AE24SPS-2	Stainless
	30"	AE30SPS-2	Stainless
	36"	AE36SPS-2	Stainless
	42"	AE42SPS-2	Stainless
	48"	AE48SPS-2	Stainless
	54"	AE54SPS-2	Stainless

Our knowledgeable customer service representatives offer application engineering support, and with manufacturing facilities in Canada and USA, as well as a distribution network encompassing Canada, USA, and Europe, Streamtek has the resources and tools to make your next project a success. **Give us a call!**



Air Conveyors

Streamtek’s Air Conveyor simply uses compressed air to move large volumes of items over great distances, with absolutely no moving parts.

Our Air Conveyor is a fast, low-cost way to convey plastic pellets, chips, sawdust, shavings, food products, bulk solids, scrap trim, textiles, granules and so much more!

Air
Conveyors

What types of Air Conveyors do we carry?

The Streamtek Air Conveyor is operated by compressed air and connects to a standard pipe, hose, or tube to create a powerful in-line conveyor. No need for expensive and maintenance needy conveying systems. The material flow rate is easily controlled with a pressure regulator. No moving parts or electricity assures maintenance-free operation.



Air Conveyors: Threaded

The Threaded Air Conveyor converts an ordinary pipe into a powerful conveying system for trim, parts, scrap and other bulk materials. Threaded Air Conveyors attach easily to standard plumbing pipe couplers, making it easy to construct a system using regular pipe and fittings available from any hardware store, home center or plumbers supply.

Air Conveyors: Non-Threaded

The Non-Threaded Air Conveyor converts an ordinary tube/hose into a powerful conveying system for trim, parts, scrap and other bulk materials. Simply clamp a standard hose/tube size to each end of the Air Conveyor to create this high-energy conveying system.



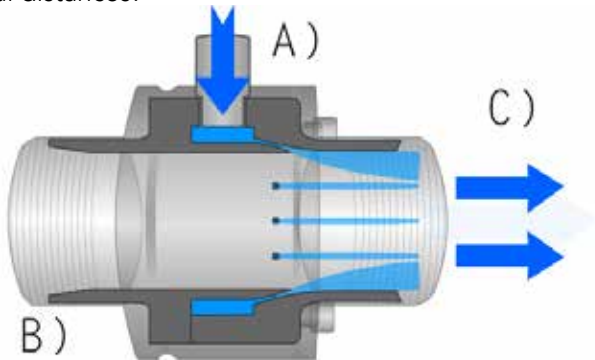
Which Air Conveyor will best suit my needs?

There are four general types of criteria to look for when selecting the proper model. These criteria are: the diameter of parts conveyed, the rate (weight or volume), the material of the conveyor (stainless steel or aluminum) and the diameter of the hose and/or tube that is used. Below is a quick comparison chart of what we offer.

Air Conveyor Comparison		
	Temperature Rating	Corrosion Rating
Aluminum Air Conveyor	272°F (133°C)	Good
Stainless Steel Air Conveyor	403°F (206°C)	Excellent
High Temp. Stainless Steel Air Conveyor	956°F (513°C)	Excellent

How do Air Conveyor's work?

- (A) Compressed air flows through the NPTF inlet and into a plenumchamber.
- (B) The compressed air is then injected into the throat through directed nozzles, which in-turn creates a strong vacuum at the intake.
- (C) The vacuum draws material in and accelerates it through the unit for conveying over long horizontal or vertical distances!



Applications

Streamtek Corp., manufactures a wide variety of industrial products designed for blow-off, cooling, cleaning, conveying, and industrial housekeeping.

Automotive

Convey everything from screws, bolts, nuts, ball bearings, to metal and plastic parts for machinery.

Bottling

Loading/unloading caps with bottle filling lines.

Food

Move everything from bulk candy, caps, lids, dried food, to fill or empty packaging material.

Manufacturing

Get rid of those expensive, high-maintenance blower systems and convey all kinds of items from metal and plastic parts to material used for shipping.

Paper/Plastic

Trim removal in paper productions and changing applications.

Pharmaceutical

Convey capsules, pills, lids, bottles, and tablets.

Advantages

- No moving parts
- No electricity is used
- Zero maintenance
- Longer life than traditional blower systems
- Simple and easy control of flow material
- Instantaneous response
- No explosion hazard
- Ease of use

Specifications

The Air Conveyor is available in six standard IN-STOCK diameters of 1" (25 mm), 1-1/4" (32 mm), 1-1/2" (38 mm), 2" (51 mm), 2-1/2" (64 mm), and 3" (76 mm).

Mounting:

Connects in-line to convert ordinary tube and/or hose into a powerful conveying system for trim, scrap, parts and other bulk materials.

Air Supply Filtration:

A clean dry source of compressed air is vital! The 'Standard Kit' includes an auto drain filter /w 5 micron filter which is properly sized to avoid airflow

NOTE: The Streamtek Air Conveyor is not engineered to convey liquids. The Air Conveyor will suck up a bit of liquid, but not in a solid form.

Conveying Plastic Granules

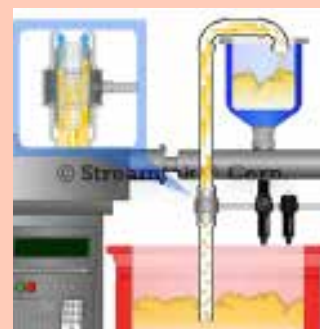


The (Model No. SV112A) 1-1/2" Air Conveyor is used to convey Plastic Granules from one end of the operation to another, reducing handling time dramatically! The

Granules are literally shot straight up (25ft), and then through an additional 65ft of horizontal pipe to the gravity feed hopper on an extruder.

Conveying Bottle Caps

A stainless steel 1-1/2" Air Conveyor Model SV112TA is used to convey plastic bottle caps to the hopper. The caps were previously loaded manually, which was an inefficient use of manpower. The client could not completely automate the process. The Air Conveyor helped reduce cost and increase efficiency.



6 Year Replacement Warranty

Replace your product free of charge if it is found faulty

Air Consumption & Vacuum

Diameter	Material	Air Consumption @ 80 PSIG (5.5 BAR)	Vacuum (Inches H2O)	Inlet
3/4"	Aluminum, Stainless Steel (Type 303), & Hi-Temp Stainless Steel (Type 316)	8 SCFM (226 SLPM)	-49	1/4" NPTF
1"		16 SCFM (453 SLPM)	-43	1/4" NPTF
1 1/4"		25 SCFM (708 SLPM)	-42	1/4" NPTF
1 1/2"		35 SCFM (991 SLPM)	-35	3/8" NPTF
2"		45 SCFM (1274 SLPM)	-28	3/8" NPTF
2 1/2"		58 SCFM (1641 SLPM)	-23	3/8" NPTF
3"		70 SCFM (1981 SLPM)	-14	1/2" NPTF

Material of Construction

	Temperature Rating	Corrosion Rating
Aluminum	275°F (135°C)	Good
Stainless Steel (Type 303)	400°F (204°C)	Very Good
High Temperature Stainless (Type 316)	1200°F (482°C)	Excellent

Can powder be conveyed with the Air Conveyor?

Yes, the Streamtek Air Conveyor will convey all powder like substances. However, the ejection end of the Air Conveyor conveying system will be very dusty. You will need to separate the powder from the air moving the powder. A centrifugal separator or filter will usually solve this problem.

Our web blog can offer you many useful advices and tips on how to use our tools and improve productivity inside your production lines.

Does the Air Conveyor have an air amplification ratio?

The compressed air from the generating unit enclosed inside the Air Conveyor will pull the air from the suction end through the Air Conveyor with approximately nine (9) times the SCFM consumed. This is what provides the massive air flow to convey the media.

How should I position your Air Conveyor in my setup?

As a general rule of thumb, the Air Conveyor should be installed within 3-5 feet of the suction point. This is because it's easier to blow media through a pipe/hose/tube than it is to vacuum. If you cannot get the Air Conveyor this close, then install as close as possible to the suction point.

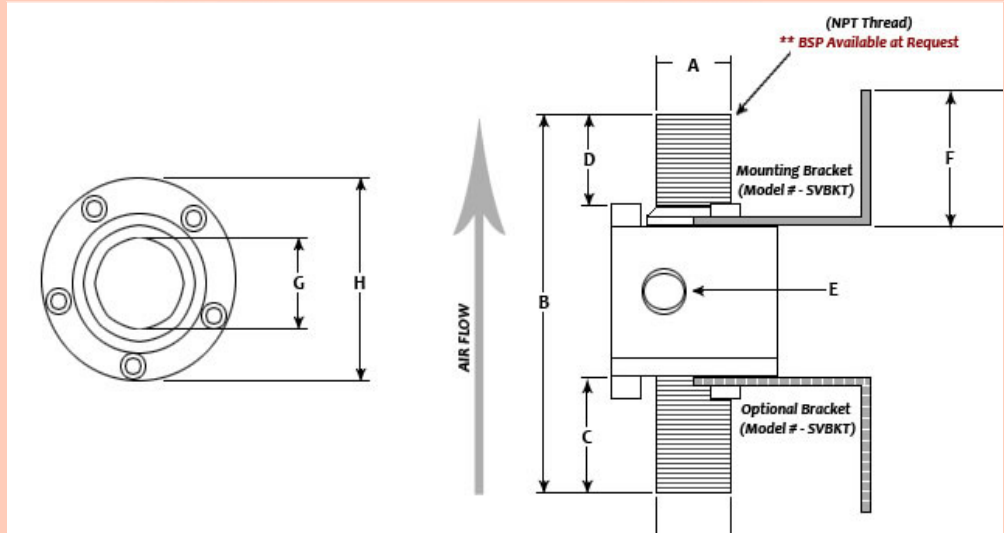
For our **PRICE LIST** visit our website stream-tek.com

Air Conveyor Dimensions

Installs IN-LINE! Converts ordinary Tube/Hose into a powerful conveying system for trim, parts or scrap.

Control flow by utilizing a standard pressure regulator will control the flow!

Lowest price in the industry! Find a competitors equivalent Air Conveyor for less? Contact our factory and we will beat it by 20%; it's our standard policy.




DIMENSIONS: Non-Threaded Air Conveyor								
	A (O.D.)	B	C	D	E	F	G (I.D.)	H
3/4"	0.75" (19 mm)	3.75" (95 mm)	1.40" (36 mm)	1.27" (32 mm)	1/4" NPT	1.75" (44 mm)	0.50" (13 mm)	2.25" (57 mm)
1"	1.00" (25 mm)	5.20" (132 mm)	1.40" (36 mm)	1.27" (32 mm)	1/4" NPT	1.75" (44 mm)	0.75" (19 mm)	2.50" (64 mm)
1 1/4"	1.25" (32 mm)	5.20" (132 mm)	1.40" (36 mm)	1.27" (32 mm)	1/4" NPT	1.75" (44 mm)	1.00" (25 mm)	2.75" (70 mm)
1 1/2"	1.50" (38 mm)	5.20" (132 mm)	1.40" (36 mm)	1.27" (32 mm)	1/4" NPT	1.75" (44 mm)	1.25" (32 mm)	3.00" (76 mm)
2"	2.00" (51 mm)	5.20" (132 mm)	1.40" (36 mm)	1.27" (32 mm)	1/4" NPT	1.75" (44 mm)	1.75" (44 mm)	3.50" (89 mm)
2 1/2"	2.50" (64 mm)	5.20" (132 mm)	1.40" (36 mm)	1.27" (32 mm)	1/4" NPT	1.75" (44 mm)	2.25" (57 mm)	4.00" (102 mm)
3"	3.00" (76 mm)	5.20" (132 mm)	1.40" (36 mm)	1.27" (32 mm)	1/4" NPT	1.75" (44 mm)	2.75" (70 mm)	4.55" (116 mm)




Our Vortex Tube use solid brass generators as their standard generating unit for a longer life expectancy. In higher temperature environments, many competitors will charge an additional fee for this feature. The Streamtek Vortex Tube converts your compressed air supply into a cold airflow at 115°F (46°C) on one end, up to 200°F (93°C) on the other.

Threaded Air Conveyor Description


Aluminum: Unit Only

	Diameter	Model #	Material
	1"	SV100TA	Aluminum
	1 ¼"	SV114TA	Aluminum
	1 ½"	SV112TA	Aluminum
	2"	SV200TA	Aluminum
	2 ½"	SV212TA	Aluminum
	3"	SV300TA	Aluminum


Aluminum: Standard Kit

	Diameter	Model #	Material
	1"	SV100TA-1	Aluminum
	1 ¼"	SV114TA-1	Aluminum
	1 ½"	SV112TA-1	Aluminum
	2"	SV200TA-1	Aluminum
	2 ½"	SV212TA-1	Aluminum
	3"	SV300TA-1	Aluminum


Aluminum: Deluxe Kit

	Diameter	Model #	Material
	1"	SV100TA-2	Aluminum
	1 ¼"	SV114TA-2	Aluminum
	1 ½"	SV112TA-2	Aluminum
	2"	SV200TA-2	Aluminum
	2 ½"	SV212TA-2	Aluminum
	3"	SV300TA-2	Aluminum


Stainless Steel: Unit Only

	Diameter	Model #	Material
	1"	SV100TS	Stainless
	1 ¼"	SV114TS	Stainless
	1 ½"	SV112TS	Stainless
	2"	SV200TS	Stainless
	2 ½"	SV212TS	Stainless
	3"	SV300TS	Stainless

Stainless Steel: Standard Kit

	Diameter	Model #	Material
	1"	SV100TS-1	Stainless
	1 ¼"	SV114TS-1	Stainless
	1 ½"	SV112TS-1	Stainless
	2"	SV200TS-1	Stainless
	2 ½"	SV212TS-1	Stainless
	3"	SV300TS-1	Stainless


Stainless Steel: Deluxe Kit


	Diameter	Model #	Material
	1"	SV100TS-2	Stainless
	1 ¼"	SV114TS-2	Stainless
	1 ½"	SV112TS-2	Stainless
	2"	SV200TS-2	Stainless
	2 ½"	SV212TS-2	Stainless
	3"	SV300TS-2	Stainless


We believe our compressed air-operated products are the best on the block! But don't just hear it from us. On our website you can find many satisfied customers who left positive reviews. We hope you enjoy them!
stream-tek.com/about-us/testimonials/


Non-Threaded Air Conveyor Description


Keep in mind that our **Deluxe Kit** includes: **unit, filter separator, pressure regulator with gauge, and mounting bracket.**


Aluminum: Unit Only			
	Diameter	Model #	Material
	3/4"	SV034A	Aluminum
	1"	SV100A	Aluminum
	1 ¼"	SV114A	Aluminum
	1 ½"	SV112A	Aluminum
	2"	SV200A	Aluminum
	2 ½"	SV212A	Aluminum
	3"	SV300A	Aluminum

Aluminum: Standard Kit			
	Diameter	Model #	Material
	3/4"	SV034A-1	Aluminum
	1"	SV100TA-1	Aluminum
	1 ¼"	SV114TA-1	Aluminum
	1 ½"	SV112TA-1	Aluminum
	2"	SV200TA-1	Aluminum
	2 ½"	SV212TA-1	Aluminum
	3"	SV300TA-1	Aluminum

Aluminum: Deluxe Kit			
	Diameter	Model #	Material
	3/4"	SV034A-2	Aluminum
	1"	SV100TA-2	Aluminum
	1 ¼"	SV114TA-2	Aluminum
	1 ½"	SV112TA-2	Aluminum
	2"	SV200TA-2	Aluminum
	2 ½"	SV212TA-2	Aluminum
	3"	SV300TA-2	Aluminum

Stainless Steel: Unit Only			
	Diameter	Model #	Material
	1"	SV100S	Stainless
	1 ¼"	SV114S	Stainless
	1 ½"	SV112S	Stainless
	2"	SV200S	Stainless
	2 ½"	SV212S	Stainless
	3"	SV300S	Stainless

Stainless Steel: Standard Kit			
	Diameter	Model #	Material
	1"	SV100S-1	Stainless
	1 ¼"	SV114S-1	Stainless
	1 ½"	SV112S-1	Stainless
	2"	SV200S-1	Stainless
	2 ½"	SV212S-1	Stainless
	3"	SV300S-1	Stainless

Stainless Steel: Deluxe Kit			
	Diameter	Model #	Material
	1"	SV100S-2	Stainless
	1 ¼"	SV114S-2	Stainless
	1 ½"	SV112S-2	Stainless
	2"	SV200S-2	Stainless
	2 ½"	SV212S-2	Stainless
	3"	SV300S-2	Stainless



Air Nozzles

The STREAMTEK Air Nozzle is used when a smaller area needs to be hit with amplified air.

Available in either 1/8" or 1/4" male NPT connection, they are ideal for moving objects and for most blow-off applications involving liquids. Air Jets on the other hand (above) are larger than nozzles and are used when a wider area needs to be hit with the amplified air.

Applications



Chip/Scrap Removal
The Large Advanced Air Nozzle (**Model - NZ00L**) at a 25:1 air amplification ratio easily provides the cleaning power for a standard factory air gun! In addition, it meets OSHA requirements for noise limits and dead-end pressure.

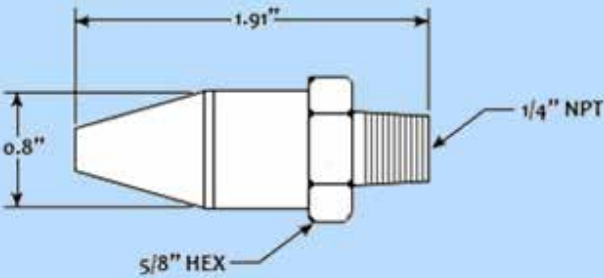


Boosting Vacuum System
Negating the need for a more expensive and much larger system to remove the grinding dust, A 2-1/2" Adjustable Air Amplifier (Model – SAM212A) it added to boost the vacuum system by ~ 325 SCFM.

Air Nozzle Dimensions

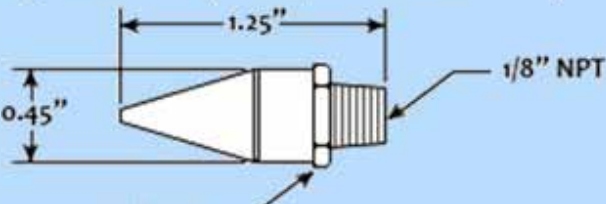
Streamtek Air Nozzles are designed to fit into the smallest of spaces. Can't find a nozzle that suits your application? Contact an Application Engineer today to discuss custom nozzles.
NOTE: BSP threads and/or female type nozzles can be manufactured upon special request.

(Models AN14-A, AN14-S, AN14-316 and AN14-B)



1/8" Air Nozzle

(Models AN18-A, AN18-S, AN18-316 and AN18-B)



Air Nozzle Description

Choose between 1/8" & 1/4" MNPT Air Nozzles! Available in Aluminum, Brass, 303 Stainless Steel and 316 Stainless Steel. Zinc & PEEK Plastic available upon special request.

Aluminum		
Model #	Description	Material
AN18-A	1/8" MNPT	Aluminum

303 Stainless		
Model #	Description	Material
AN18-SS	1/8" MNPT	303 Stainless

316 Stainless		
Model #	Description	Material
AN18-316	1/8" MNPT	316 Stainless

Brass		
Model #	Description	Material
AN18-B	1/8" MNPT	Brass

Streamtek Corp Sustainability Plan

Streamtek is using the internet as a venue to showcase its ongoing environmental commitment to inspire everyone around the world to be more environmentally-friendly.

Air Nozzle Specifications

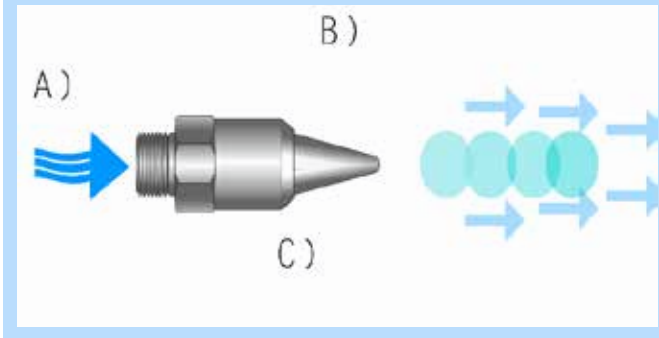
Air Nozzles are the smallest amplifiers for precise point type applications. If a larger blowoff area is required, our Air Jets are the more efficient choice!

Inlet	Material	Air Consumption @ 80 PSIG (5.5 BAR)	Force	Sound Level
1/8" MNPT	Aluminum, Brass, 303 Stainless Steel and 316 Stainless Steel	11 SCFM (310 SLPM)	8 Ozs* (227 Grams)	76 dBA**
1/4" MNPT		11 SCFM (310 SLPM)	21 Ozs* (596 Grams)	77 dBA**

* Force in oz (grams) at 12" (305mm) from target @ 80 PSIG (5.5 BAR)
** Sound level at 3ft (0.90m) from target @ 80 PSIG (5.5 BAR)

How Air Nozzle Works?

- (A) Compressed air enters the Air Nozzle via a standard MNPT inlet
- (B) As the compressed air moves through the nozzle, the surrounding air is entrained over a precision engineered designed profile surface. This action is called the "coanda effect".
- (C) The compressed air in combination with the entrained air results in a high volume, high velocity, laminar airflow stream of amplified air (25 times or more) with maximized force.



Did you know?

Air Nozzles Copper Tube 1/4" (6mm) open ended copper tube will output up to approximately 40 SCFM (Standard Cubic Feet per Minute) – 1133 SLPM! This is equivalent to the total output of an 8-12 horsepower air compressor. The static pressure requirements set by OSHA will be compromised when the supply pressure of an open pipe, tube and/or drilled holes surpasses 30 PSIG (2 BAR). In addition, the noise levels will often reach well above 95 dBA. Streamtek Air Nozzles & Air Jets address all of these issues!

1. Are STREAMTEK Air Nozzles OSHA safe?

Yes. Our Air Nozzles meet OSHA standard CFR 1910.242(b) for dead end pressure. In addition, noise levels are significantly reduced with our Air Nozzles.

2. What is the material of STREAMTEK Air Nozzles?

Our Air Nozzles are available in four materials (aluminum, brass, 303 stainless steel and 316 stainless steel). Zinc & PEEK Plastic Air Nozzles can be manufactured upon special request.

3. What are the temperature limits for your Air Nozzles?

- Aluminum for temperatures up to 275°F (121°C)
- PEEK for temperatures up to 320°F (160°C)
- 303 Stainless Steel for temperatures up to 400°F (204°C)
- 316 Stainless Steel for temperatures up to 1000°F (538°C)

4. Will Streamtek Air Nozzles replace an open air line with identical effectiveness?

Both the dead end pressures and noise levels of an open air line pose a very serious safety issue! Our Air Nozzles will provide noise reduction up to 10 dBA as well as reduced air consumption when compared to open lines, tubes and jets. All this is done while maintaining OSHA-mandated dead end pressure levels.

Due to the significant reduction in compressed air consumption, Streamtek Air Nozzles may not always provide the 1:1 blow-off force as an open air line operating at same supply pressures. With that said, there are many applications that will not require the high force of an open air line. If you need a higher force, we can provide larger Air Nozzles that will produce the required force and still comply with OSHA standards.

Looking for Air Nozzle Accessories?

You can find Air Nozzles inside this catalog or our website stream-tek.com



Need Valves?

STREAMTEK carries a wide variety of Manual Valves, Check Valves and a Foot Pedal Valve.



High Velocity Air Jets

The Streamtek High Velocity Air Jet will provide you with absolute maximum thrust with a confined, directed stream of air. This high-velocity, high-force air jet is commonly used for chip removal, part ejection, and part drying.

Unlike some competitive Air Jets, the Streamtek High Velocity and High Flow Air Jets do NOT use cheap plastic shims to alter your air consumption, flow, force and vacuum. Instead our Air Jets are all made adjustable with a lock-ring to ensure the security of virtually any gap setting you require.

Specifications

Model #	Outlet Diameter (OD)	Inlet	Air Consumption @ 80 PSIG (5.5 BAR)	Force *	Sound Level**
HVAIRJT	¾ (19 mm)	1/8" NPTF	21 SCFM (594 SLPM)	20 Oz (567 Grams)	82 dBA

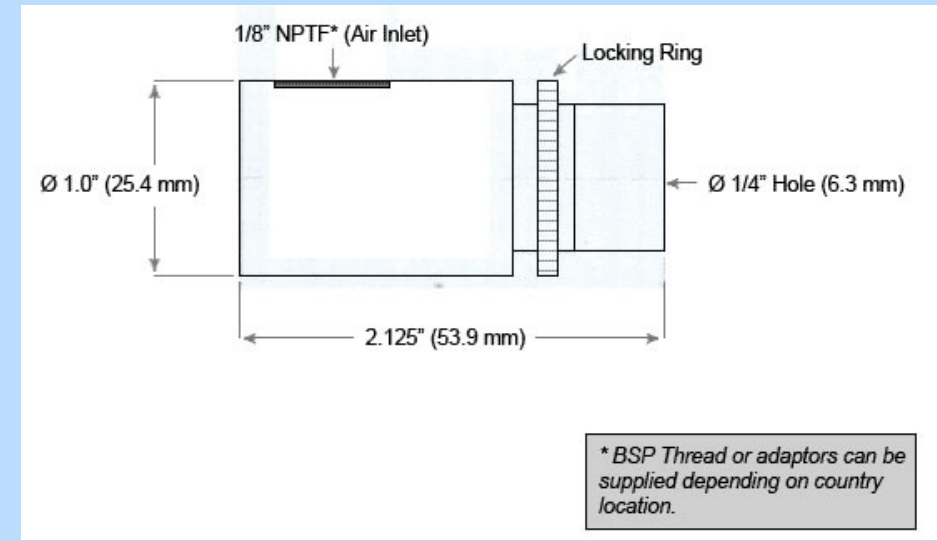
* Force is measured at 12" (305mm) from target with a .015" (.38mm) pre-set factory gap.
** Sound level (dBA) measured at 36" (914mm) from outlet.

Advantages

The Streamtek High Velocity Air Jet is significantly more efficient than your standard nozzle, although often consuming as much compressed air.

- Compact in size
- ~10dBA average noise reduction
- Lower compressed air cost
- Ideal for part ejection
- Meets OSHA noise level and pressure requirements

High Velocity Air Jet Dimensions




How do High Velocity Air Jets Work?

A small amount of compressed air enters an annular chamber and is throttled through an adjustable internal ring nozzle above sonic velocity. This is called the 'coanda effect'. A vacuum is produced, entraining large volumes of surrounding air, thus converting the pressure to a high flow high velocity output. An adjustable lock-ring can be used to increase/decrease flow. Both the inlet and outlet can be ducted for remote location positioning. If an end is blocked, flow will reverse at well below OSHA requirements.

Page 10

Stainless Steel Advanced Air Knife: Deluxe Kit
Unit, Filter Separator and Pressure Regulator /w Gauge.

High Velocity Air Jet Description

Model #	Description	Material
 HVAIRJT	¾" (19 mm) OD outlet /w 1/8" NPTF inlet	Anodized Aluminum

Can I use the High Velocity Air jet with a Stay Set Hose?

Yes. All our Air Jets are constructed of lightweight aluminum which will work seamlessly with virtually any stay set hose found today. At this time, Streamtek does not offer its own Stay Set Hose.

Aur Curtain is a device that produces high velocity air stream(s) that help execute various operations. It is primarily used in cooling, drying, blow-off, or light conveying applications.



High Flow Air Jets

The Streamtek High Flow Air Jet system is typically used in cooling and light blow-off applications. If an extreme high force is required, we'd recommend our High Velocity Air Jet. Unlike some competitive Air Jets, both STREAMTEK High Flow and High Velocity Air Jets do NOT use cheap

plastic shims to alter your air consumption, flow, force and vacuum. Instead our Air Jets are all made adjustable with a lock-ring to ensure the security of virtually any gap setting you require.

Specifications

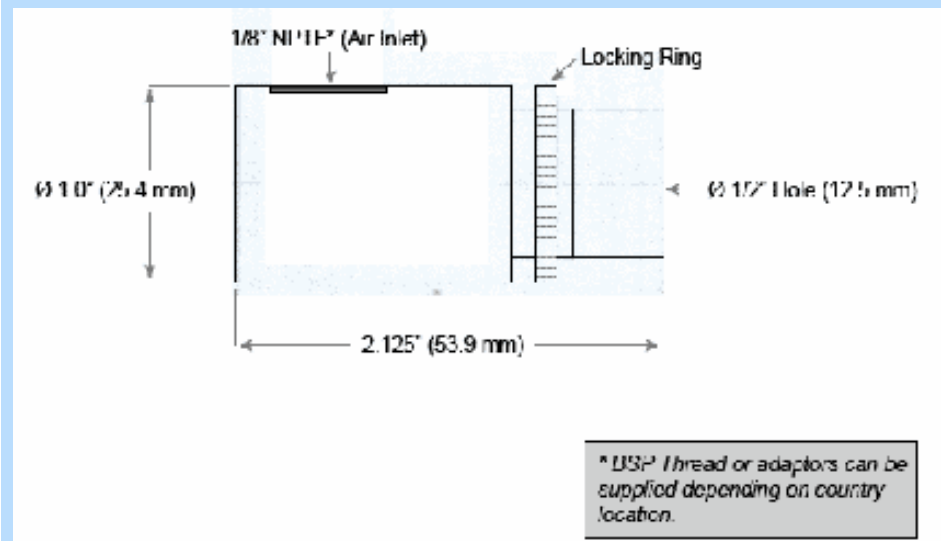
Model #	Outlet Diameter (OD)	Inlet	Air Consumption @ 80 PSIG (5.5 BAR)	Force *	Sound Level**
HFAIRJT	¾ (19 mm)	1/8" NPTF	17 SCFM (481 SLPM)	16 Oz (453 Grams)	81 dBA

* Force is measured at 12" (305mm) from target with a .006" (.15mm) pre-set factory gap.
** Sound level (dBA) measured at 36" (914mm) from outlet.

Advantages

- The Streamtek High Flow Air Jet is significantly more efficient than your standard nozzle, although often consuming as much compressed air.
- Compact in size
 - ~10dBA average noise reduction
 - Lower compressed air cost
 - Ideal for part ejection
 - Meets OSHA noise level and pressure requirements

High Flow Air Jet Dimensions



How do High Flow Air Jets Work?

A small amount of compressed air enters an annular chamber and is throttled through an adjustable internal ring nozzle above sonic velocity. This is called the 'coanda effect'. A vacuum is produced, entraining large volumes of surrounding air, thus converting the pressure to a high flow high velocity output. An adjustable lock-ring can be used to increase/decrease flow. Both the inlet and outlet can be ducted for remote location positioning. If an end is blocked, flow will reverse at well below OSHA requirements.

High Flow Air Jet Description

	Model #	Description	Material
	HFAIRJT	¾" (19 mm) OD outlet /w 1/8" NPTF inlet	Anodized Aluminum

Can I adjust the Airflow and Thrust?

Yes. Both Airflow and Thrust are made adjustable with a lock-ring to assure the security of any gap setting you may desire. Gone are the days of flimsy plastic shims that often get lost and/or damaged.

Want to know advantages of our Air Conveyors?

You can find informations on [page 15](#)

We have over 15 years of experience in compressed air-operated products. All our products are manufactured in-house. We pride ourselves on keeping costs low and eliminating the middle man.



In addition, the Streamtek Air Amplifiers can be used to gather and remove mist, smoke, fumes, and light materials because of their ability to entrain large volumes and convey them away.

Air Amplifier Features

- No moving parts for low/no maintenance,
- No cost on electricity (as it's powered by compressed air),
- Easy flow, vacuum and velocity control,
- Full-fledged control of outlet flow by opening/closing the air gap,
- Regulation of air pressure to decrease outlet flow,
- Ducting of air flow possible to draw fresh air and discharge stale smoke and fumes away,
- Reduced cycle times for cooling aluminum castings.

Advantages

- Low cost
- Greatly reduced noise (Below 80db)
- Easy to control flow/velocity
- Adjustable without the use of tools
- Zero maintenance
- No electricity, moving parts, or explosion hazard
- Adaptable to many applications

Our Air Amplifiers are also known to emit less noise without compromising their performance quotient. They have the capacity to offer an output that is 25x more than their consumption rate. You can order them online with instant assistance from our customer care team.

Can I connect the cold end of a Vortex Tube to an Air Amplifier?

No. The Air Amplifier would restrict the air flow of the Vortex Tube to the point where back-pressure would limit the cooling capacity of the Vortex Tube. The cold end of the Vortex Tube should not be subjected to a backpressure in excess of 5 PSIG.

I'd like to attach ducting to the Air Amplifier, how much ducting is ok?

We recommend a maximum of 15' of ducting on the exhaust side of the Air Amplifier and a maximum of 5' of duct on the intake side of the Air Amplifier.

Air Amplifiers

The Streamtek Air Amplifier is a simple, low cost way to move smoke, air, light materials, and fumes.

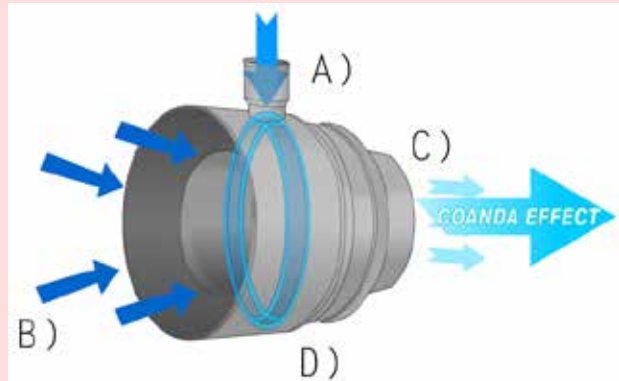
Using just a small amount of compressed air as their power source, Air Amplifiers pull in massive volumes of air from the surrounding environment to produce high velocity, high volume outlet flows. Quiet, efficient Streamtek Air Amplifiers will create output flows up to 25 times their consumption rate.

How do Air Amplifiers work?

(A) Compressed air flows through the NPTF inlet and into an annular chamber. It's then directed through a small ring nozzle at an extreme high velocity.

(B) The airflow now enters the inside of the amplifier over a 'coanda' profile, thereby creating a vacuum which entrains the surrounding air into the primary airstream.

(C) This combined flow of surrounding and primary air is then exhausted from the Air Amplifier in a high velocity, high volume flow.



Both the vacuum intake (inlet) and discharge ends on our **Air Amplifiers can be ducted** for fume conveying and light material applications. It is important that care is taken to avoid restrictions that could cause suction resistance or back pressure that will reduce the performance levels.

Air Amplifier Applications

Automotive:

Remove coolant, water, dust, and scrap in manufacturing operations. Cool enamel in parts manufacturing, body shops, or assembly lines.

Bottling:

Blow-off water, dust, dirt, etc., from tops of bottles/cans prior to labeling.

Food:

Eliminate water from fruits, vegetables, or even packaging.

Removing Mist/Fumes/Etc.



A 1-1/4" Adjustable Air Amplifier (Model - SAM114A) removes the oily mist from machining operations. This prevents the mist from escaping into the surrounding environment! The Air Amplifier needs no electricity and is compact, making it ideal to mount inside the machine for optimal performance.

Remove Dust in Grinding



A 1-1/4" Adjustable Aluminum Air Amplifier (Model No. SAM114A-1) adds extra vacuum power to an existing vacuum system to improve the collection of particles from grinding.

We have over 15 years of experience in compressed air-operated products. All our products are manufactured in-house. We pride ourselves on keeping costs low and eliminating the middle man.

Manufacturing:

Exhaust fumes and dust, part ejection, liquid blow-off from all types of parts, convey away waste, and replace open air lines and fans.

Paper/Plastic:

Sawdust, scrap blow-off, trim removal in converting applications.



Page 4

Why choose Air Knife?

Air Knife customers report an overall 95% reduction in costs related to the functions their Air Knife is employed for. Streamtek offers many products that can help you reduce the costs in your plant or shop by 95%. Modern business calls for effective tools that save you money. Heavy regulations

demand more high-tech solutions, and the Air Knife is that solution for you.

The increase in production that the Air Knife brings to your business allows you to compete for a larger market share. The Air Knife's quality is second to none and is backed by Streamtek's quality guarantee. The use of the Air Knife can reduce labor costs, which include

matched taxes, wages, sick time, and workman's compensation. It also reduces energy costs up to 95%. You will be amazed by the positive effect it has on your bottom line. The increase in production from your new Air Knife and related Air Knife products will help you meet your deadlines and exceed your quotas. Return to profitability with the Streamtek Air Knife.

Adjustable Air Amplifier

The Adjustable Air Amplifier is ideal for removing fumes, smoke, and light materials. Since the Air Amplifier moves large volumes of air using only a small amount of compressed air, they are economical to operate.

Adjustable Air Amplifier Performance Data				
Diameter	Model #	Material	Throat Diameter	Amplification Ratio
3/4"	SAM034A	Aluminum 275°F (135°C)	0.40" (10 mm)	10:1
1"	SAM001A	Aluminum 275°F (135°C)	0.84" (21 mm)	13:1
1¼"	SAM114A	Aluminum 275°F (135°C)	1.01" (26 mm)	16:1
2"	SAM200A	Aluminum 275°F (135°C)	1.67" (42 mm)	20:1
2½"	SAM212A	Aluminum 275°F (135°C)	2.03" (52 mm)	23:1
3"	SAM003A	Aluminum 275°F (135°C)	2.20" (56 mm)	25:1
4"	SAM400A	Aluminum 275°F (135°C)	3.02" (77 mm)	30:1
-	-	-	-	-
3/4"	SAM034S	303 Stainless - 400°F (204°C)	0.40" (10 mm)	10:1
1"	SAM001S	303 Stainless - 400°F (204°C)	0.84" (21 mm)	13:1
1¼"	SAM114S	303 Stainless - 400°F (204°C)	1.01" (26 mm)	16:1
2"	SAM200S	303 Stainless - 400°F (204°C)	1.67" (42 mm)	20:1
2½"	SAM212S	303 Stainless - 400°F (204°C)	2.03" (52 mm)	23:1
3"	SAM003S	303 Stainless - 400°F (204°C)	2.20" (56 mm)	25:1
4"	SAM400S	303 Stainless - 400°F (204°C)	3.02" (77 mm)	30:1

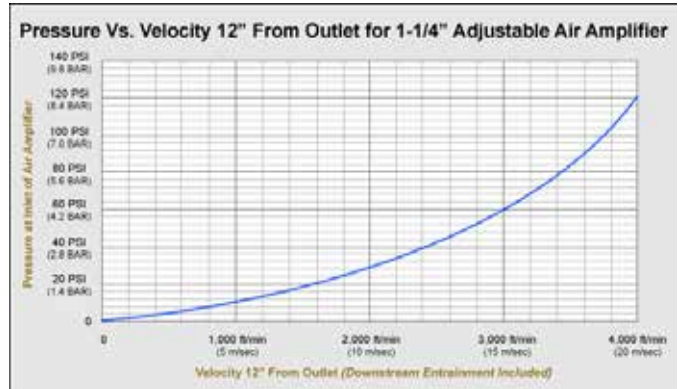
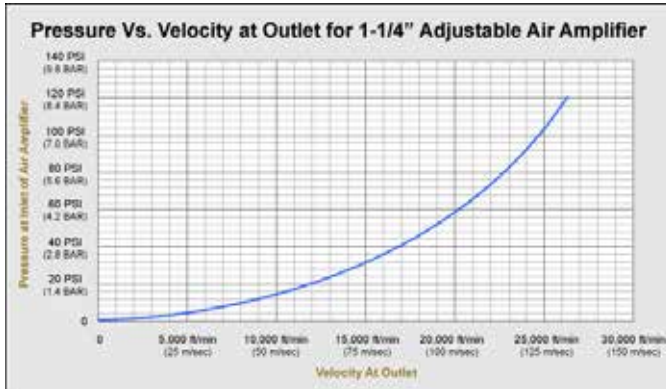
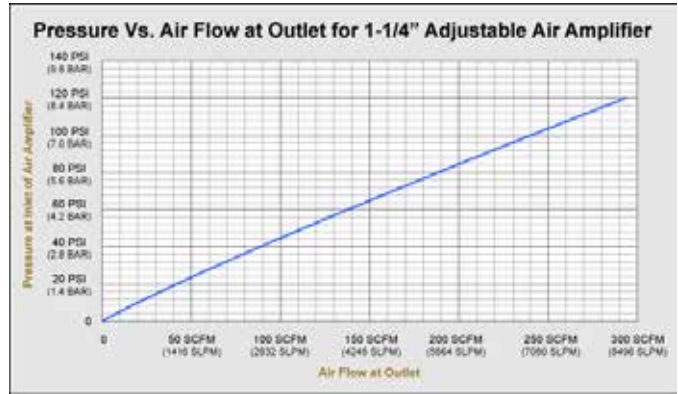
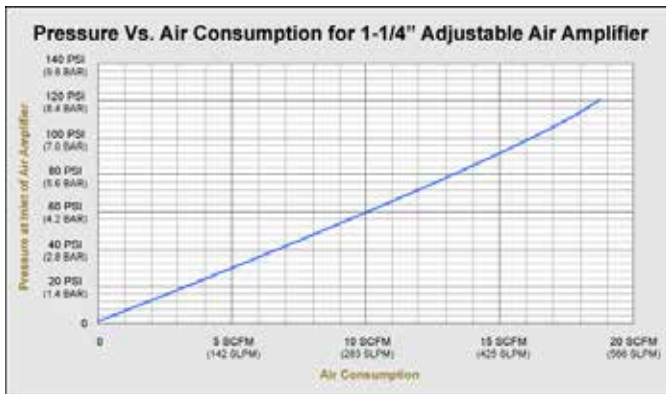
How to Determine Air Consumption & Total Output Flow for any Adjustable Air Amplifier?

Total Airflow:
From the performance graphs (below), determine the total output flow for the Hi-Temp Adjustable Air Amplifier at any pressure.

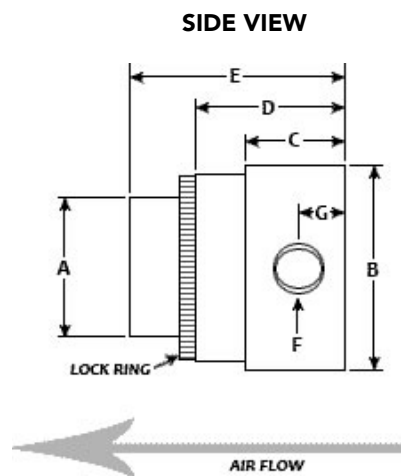
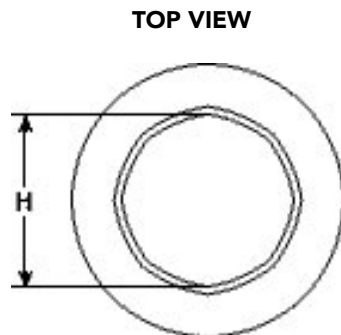
Air Consumption:
(Tested with factory pre-set .002" Gap). See chart below for quick reference OR divide total output flow by amplification ratio, using performance graphs below.

Adjustable Air Amplifier Air Consumption and Total Output Airflow								
	1-1/4"		2"		2-1/2"		4"	
PRESSURE SUPPLY	SCFM	SLPM	SCFM	SLPM	SCFM	SLPM	SCFM	SLPM
20 PSIG (1.4 Bar)	4.5	127	8.0	226	12.0	340	18.0	509
40 PSIG (2.8 Bar)	7.0	198	12.0	340	19.5	552	28.0	792
60 PSIG (4.1 Bar)	10.0	283	16.0	453	24.5	693	37.0	1047
80 PSIG (5.5 Bar)	13.0	367	22.0	623	29.0	821	52.0	1472
100 PSIG (6.4 Bar)	14.5	410	25.5	722	35.0	991	60.0	1698
120 PSIG (8.4 Bar)	17.0	481	30.5	863	42.0	1189	66.5	1882

1-1/4" Adjustable Air Amplifier – Performance Graphs.



Adjustable Air Amplifier Dimensions



Did you know?


Can compressed air pressure be increased with an Air Amplifier?


No. The Adjustable Air Amplifier only amplifies volume, not pressure. The outlet pressures are well below 1 PSIG. The Air Amplifier takes energy from a small volume of compressed air to produce its high velocity, high volume, low pressure output airflow.


Hi-Temp Adjustable Air Amplifier Dimensions


	A (O.D.)	B	C	D	E	F	G	H (I.D.)
3/4"	3/4"	1"	-	1.35"	2.10"	1/8"	0.45"	0.40"
1"	1"	1.75"	1.25"	1.65"	2.54"	1/4"	0.80"	0.84"
1 1/4"	1.25"	2.00"	1.37"	1.85"	2.85"	1/4"	1.00"	1.01"
2"	2.00"	3.00"	1.50"	2.25"	3.25"	3/8"	1.05"	1.67"
2 1/2"	2.50"	3.50"	1.65"	2.4"	3.64"	3/8"	1.18"	2.03"
3"	3.00"	4.00"	1.80"	2.55"	4.02"	1/2"	1.30"	2.20"
4"	4.00"	5.00"	3.20"	2.85"	5.00"	1/2"	1.50"	3.02"


Adjustable Air Amplifier Description


Aluminum: Unit Only			
	Diameter	Model #	Material
	¾"	SAM034A	Aluminum
	1"	SAM001A	Aluminum
	1¼"	SAM114A	Aluminum
	2"	SAM002A	Aluminum
	2½"	SAM212A	Aluminum
	3"	SAM003A	Aluminum
	4"	SAM004A	Aluminum

Aluminum: Standard Kit			
	Diameter	Model #	Material
	¾"	SAM034A-1	Aluminum
	1"	SAM001A-1	Aluminum
	1¼"	SAM114A-1	Aluminum
	2"	SAM002A-1	Aluminum
	2½"	SAM212A-1	Aluminum
	3"	SAM003A-1	Aluminum
	4"	SAM004A-1	Aluminum

Aluminum: Deluxe Kit			
	Diameter	Model #	Material
	¾"	SAM034A-2	Aluminum
	1"	SAM001A-2	Aluminum
	1¼"	SAM114A-2	Aluminum
	2"	SAM002A-2	Aluminum
	2½"	SAM212A-2	Aluminum
	3"	SAM003A-2	Aluminum
	4"	SAM004A-2	Aluminum

Stainless Steel: Unit Only			
	Diameter	Model #	Material
	¾"	SAM034S	Stainless Steel
	1"	SAM001S	Stainless Steel
	1¼"	SAM114S	Stainless Steel
	2"	SAM002S	Stainless Steel
	2½"	SAM212S	Stainless Steel
	3"	SAM003S	Stainless Steel
	4"	SAM004S	Stainless Steel

Stainless Steel: Unit Only			
	Diameter	Model #	Material
	¾"	SAM034S-1	Stainless Steel
	1"	SAM001S-1	Stainless Steel
	1¼"	SAM114S-1	Stainless Steel
	2"	SAM002S-1	Stainless Steel
	2½"	SAM212S-1	Stainless Steel
	3"	SAM003S-1	Stainless Steel
	4"	SAM004S-1	Stainless Steel

Stainless Steel: Unit Only			
	Diameter	Model #	Material
	¾"	SAM034S-2	Stainless Steel
	1"	SAM001S-2	Stainless Steel
	1¼"	SAM114S-2	Stainless Steel
	2"	SAM002S-2	Stainless Steel
	2½"	SAM212S-2	Stainless Steel
	3"	SAM003S-2	Stainless Steel
	4"	SAM004S-2	Stainless Steel

It's true. Compressed air is very expensive. What's equally true though is that compressed air is found in over 99% of manufacturing plants and 70% of all manufacturers have a compressed air system in place. These systems power a variety of equipment including machine tools, material handling equipment, separation equipment, and spray-painting equipment.

Why is compressed air used by so many manufacturers? It is because compressed air typically does the job better than any other method. The trick is to keep your compressed air supply as efficient as possible, but at the same time keeping the air usage as frugal as possible. Call now to see how Streamtek can help!

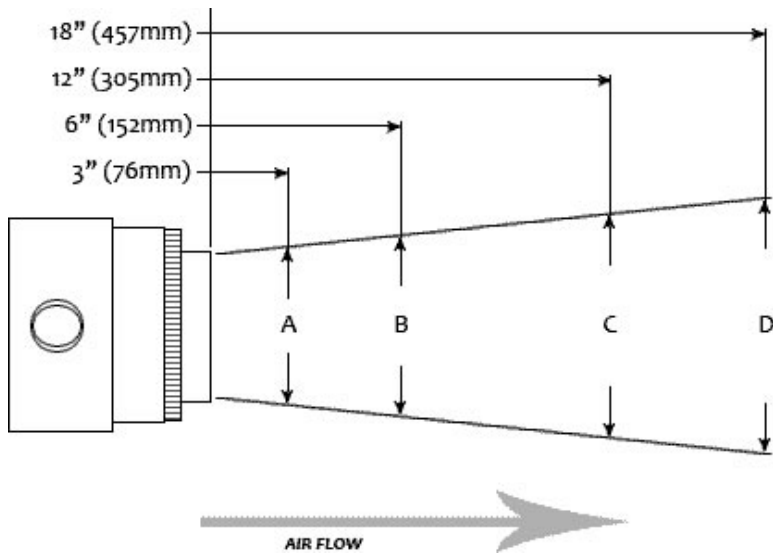


Hi- Temperature Adjustable Air Amplifier

The Streamtek Hi-Temp Adjustable Air Amplifier is ideal for moving hot air to surfaces which require uniform heating while in a furnace or oven. They are typically used as exhausters. The Amplifier is made up of 316 Stainless Steel and can withstand up to 700°F.

Performance Data				
Diameter	Model No.	Material	Throat Diameter	Amplification Ratio
1½"	SAM114HS	316 Stainless - 700°F	1.01" (26 mm)	16:1
2½"	SAM212HS	316 Stainless - 700°F	2.03" (52 mm)	25:1

Adjustable Air Amplifier Air Flow Pattern



AIR WIPES

Streamtek's Air Wipes provide a uniform 360° airflow ideal for cooling, blowoff, cleaning, and drying of cable, wire, hose, extruded shapes, pipe and more. The open and shut 2-piece design allows for easy placement of products.

you can also
Follow us on **twitter**
@streamtek

MODEL NUMBER	A	B	C	D
SAM114A, SAM114S, SAM114HS	2" (51mm)	3" (76mm)	4.8" (122mm)	6.3" (160mm)
SAM212A, SAM212S, SAM212HS	3.1" (79mm)	4" (102mm)	5.5" (140mm)	7.7" (196mm)

How to Determine Air Consumption & Total Output Flow for any Hi-Temp Adjustable Air Amplifier?

Total Airflow:
From the performance graphs (below), determine the total output flow for the Hi-Temp Adjustable Air Amplifier at any pressure.

Air Consumption:
(Tested with factory pre-set .002" Gap). See chart below for quick reference OR divide Total Output Flow by Amplification Ratio, using performance graphs below.

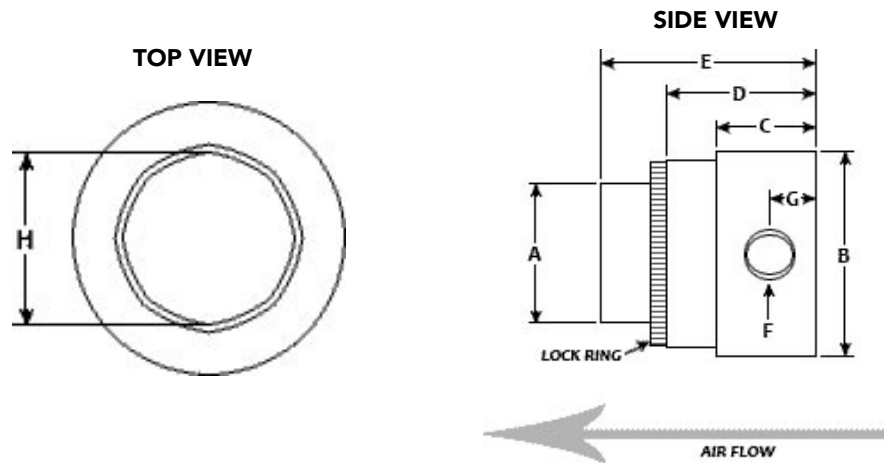
High -Temp Adjustable Air Amplifier Air Consumption and Total Output Airflow				
	Model SAM114HS (1-1/4")		Model SAM212HS (2-1/2")	
PRESSURE SUPPLY	SCFM	SLPM	SCFM	SLPM
20 PSIG (1.4 Bar)	4.5	127	12.0	340
40 PSIG (2.8 Bar)	7.0	198	19.5	552
60 PSIG (4.1 Bar)	10.0	283	24.5	693
80 PSIG (5.5 Bar)	13.0	367	29.0	821
100 PSIG (6.4 Bar)	14.5	410	35.0	991
120 PSIG (8.4 Bar)	17.0	481	42.0	1189

How do I mount the Air Amplifier?

A rigid air pipe is the optimal way to mount the Air Amplifier. The rigid air pipe will easily hold up to the very large air flow created.


To mount Streamtek Air Amplifier you will also need some of our Amplifier accessories. Their information's you can find on **Page 47**.


Adjustable Air Amplifier Dimensions



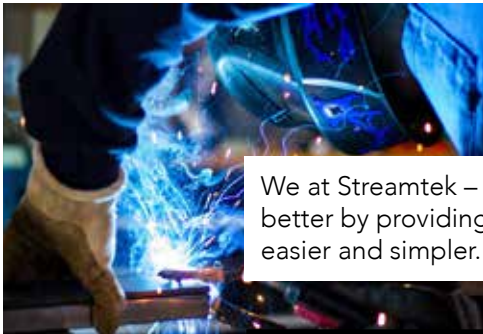
	A (O.D.)	B	C	D	E	F	G	H (I.D.)
1-1/4"	1.25" (32 mm)	2.25" (57 mm)	2.10" (53 mm)	2.27" (58 mm)	4.27" (108 mm)	1/4" (6 mm)	1.14" (29 mm)	1.01" (26 mm)
2-1/2"	2.50" (64 mm)	3.50" (89 mm)	2.85" (72 mm)	4.00" (102 mm)	6.00" (152 mm)	3/8" (10 mm)	2.05" (52 mm)	2.03" (51 mm)

Adjustable Air Amplifier Description

316 Stainless: Unit Only			
	Model #	Diameter	Material
	SAM114HS	1¼"	Hi-Temp Stainless (700F)
	SAM212HS	2½"	Hi-Temp Stainless (700F)

316 Stainless: Standard Kit			
	Model #	Diameter	Material
	SAM114HS-1	1¼"	Hi-Temp Stainless (700F)
	SAM212HS-1	2½"	Hi-Temp Stainless (700F)


316 Stainless: Deluxe Kit			
	Model #	Diameter	Material
	SAM114HS-2	1¼"	Hi-Temp Stainless (700F)
	SAM212HS-2	2½"	Hi-Temp Stainless (700F)



The air amplifier is a **simple and cost-effective solution** designed for moving air, smoke, fumes, etc. This product has been used extensively in various applications which include: boosting insufficient shop air or supply air, high pressure air cleaning of weld areas, boosting air for part removal valve gates, automation equipment for injection molding, etc.

We at Streamtek – a leading manufacturer of compressed air-operated products – serve you better by providing best-in-class air amplifiers that will make all of your large air handling jobs easier and simpler.

More information can be found on our blog stream-tek.com/blog



cool electronic controls, cabinet enclosure chambers, gas samples, machining operations so much more.

Vortex Tubes

Streamtek's Vortex Tube is an effective, low-cost solution to a wide variety of industrial spot cooling and process cooling needs.

Our Vortex Tubes use solid brass generators as their standard generating unit for a longer life expectancy. The Vortex Tube can decrease temperatures by ~115°F (46°C) and raise temperatures up by ~200°F (93°C) from the initial inlet air temperature. They are typically used to

Which Vortex Tube will best suit my needs?

1



Our Vortex Tubes are available in 3 sizes (**Small (1)**, **Medium (2)** and **Large**). Each Vortex Tube is constructed of stainless steel. The wear resistance of stainless steel

as well as its resistance to corrosion and oxidation assures that Streamtek Vortex Tubes will provide years of reliable, maintenance free-operation.

2



Vortex Tube Features

- Adjustable temperature
- Cools without costly electricity or refrigerants
- Maintenance free (No moving parts)
- Reliable, compact and lightweight
- Durable - made of Stainless Steel

How long has the Vortex Tube been around?

The vortex tube was invented in 1933 by French physicist Georges J. Ranque. German physicist Rudolf Hilsch improved the design and published a widely read paper in 1947 on the device, which

he called a Wirbelrohr (meaning whirl pipe).

In the past, the Vortex Tube has been known as the "*Hilsch Tube*", the "*Ranque Vortex Tube*", the "*Maxwell's Demon*", and the "*Ranque-Hilsh Tube*". It's a reliable, simple and low cost answer to various spot-cooling problems within industrial plants.

Can the Vortex Tube withstand back-pressure on the cold exhaust?

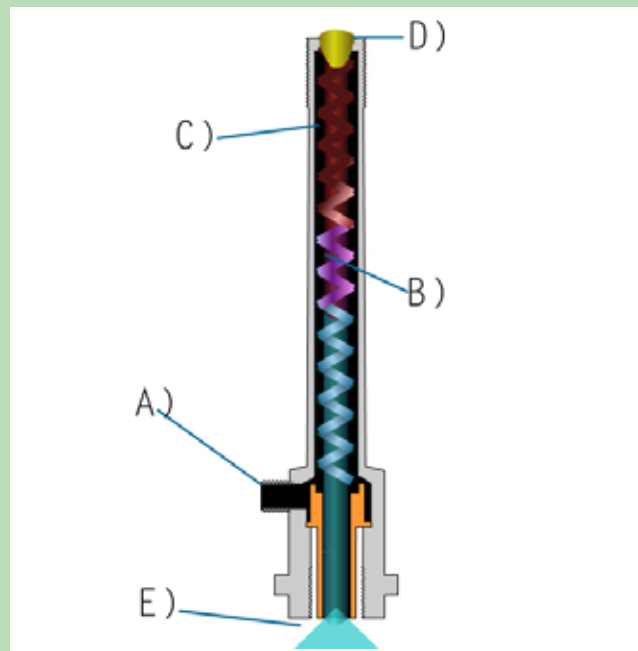
The performance is negatively impacted with back-pressure on the cold end exhaust. A back-pressure of 5 PSIG will change performance by approximately 5°F. A low pressure up to 2 PSIG will not affect performance.

Is there anything in the Vortex Tube that can wear out or need replacing?

No. There are no moving parts, it will never wear out. They may need cleaning from time to time if there is contamination within the air supply. The Vortex Tube is constructed of type 303 stainless steel, brass generators, and a brass control valve.

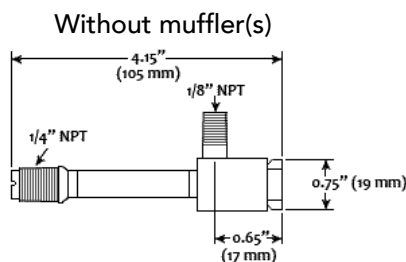
How do Vortex Tubes Work?

- A)** From 80 to 100 PSIG (5.5 - 6.9 BAR), compressed air enters the **Vortex Tube** through a standard NPTM inlet and tangentially through a generator into the vortex spin chamber.
- B)** This air stream spinning at up to 1,000,000 RPM travels in one direction along the small (hot end) tube and then is forced back through the center of this outer vortex.
- D)** The brass control valve on the hot end allows for quick n' easy adjustment of the "cold fraction".
- E)** As the center column travels towards the opposite end, it gives off kinetic energy in the form of heat to the outside stream of air and exits the vortex tube as cold air.

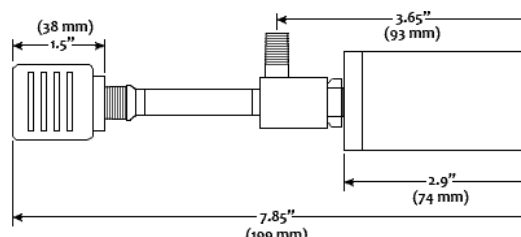


Vortex Tube Dimensions

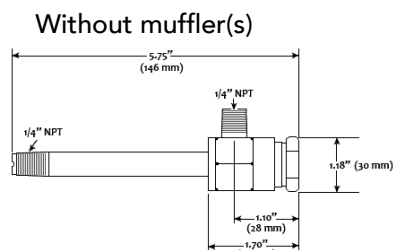
SMALL



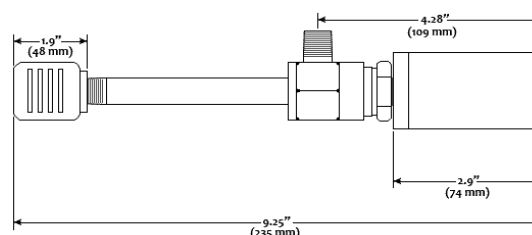
Assembled with muffler(s)



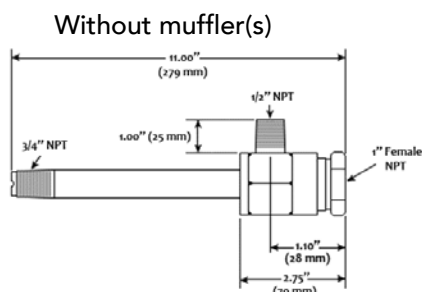
MEDIUM



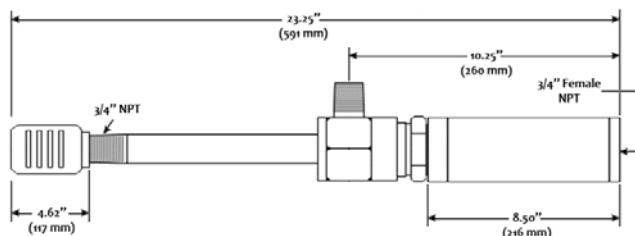
Assembled with muffler(s)



LARGE



Assembled with muffler(s)



Vortex Tube Specifications

The 7500 series Vortex Tubes are used in most industrial applications such as: electrical control panel cooling, tool cooling, and parts cooling. These Vortex Tubes optimize airflow and temperature drop to produce maximum cooling power or BTU/hr. (Kcal/hr.).

The 7700 series Vortex Tubes are used in applications that require extreme cold temperatures such as circuit board testing, and lab sample cooling. These Vortex Tubes provide the lowest cold air temperatures, but at a low cold airflow.

Size	Model No.	Air Consumption	BTU/Hr. @ 100 PSIG	Kcal / Hr. @
Small	7502	2 SCFM (57 SLPM)	145 BTU/Hr.	37
Small	7504	4 SCFM (113 SLPM)	275 BTU/Hr.	69
Small	7508	8 SCFM (227 SLPM)	560 BTU/Hr.	141
Medium	7510	10 SCFM (283 SLPM)	700 BTU/Hr.	176
Medium	7515	15 SCFM (425 SLPM)	1100 BTU/Hr.	277
Medium	7525	25 SCFM (708 SLPM)	1800 BTU/Hr.	454
Medium	7530	30 SCFM (850 SLPM)	2060 BTU/Hr.	519
Medium	7540	40 SCFM (1133 SLPM)	2800 BTU/Hr.	706
Large	7550	50 SCFM (1416 SLPM)	3400 BTU/Hr.	857

Size	Model No.	Air Consumption	BTU/Hr. @ 100 PSIG	Kcal / Hr. @
Small	7702	2 SCFM (57 SLPM)	--	--
Small	7704	4 SCFM (113 SLPM)	--	--
Small	7708	8 SCFM (227 SLPM)	--	--
Medium	7710	10 SCFM (283 SLPM)	-	--
Medium	7715	15 SCFM (425 SLPM)	--	--
Medium	7725	25 SCFM (708 SLPM)	--	--
Medium	7730	30 SCFM (850 SLPM)	--	--
Medium	7740	40 SCFM (1133 SLPM)	--	--
Large	7550	50 SCFM (1416 SLPM)	--	--

7500 Series (10-15 SCFM) Medium Vortex Tube Performance

The cold fraction table below is ONLY for the STREAMTEK 7500 Series Generators, or as some competitors like to call ('H' Generators). The 7700 Series Vortex Tube ('C' Generators), produce very cold temperatures but with a lower

PSIG	Cold Fraction								
	10%	20%	30%	40%	50%	60%	70%	80%	90%
20	63F 35C	62F 34C	60F 33C	56F 31C	51F 28C	44F 24C	36F 20C	28F 15C	17F 9C
	7F 4C	15F 8C	25F 14C	36F 20C	50F 28C	64F 36C	83F 46C	107F 59C	148F 82C
40	91F 51C	88F 49C	85F 47C	80F 44C	73F 41C	63F 35C	52F 28C	38F 21C	26F 14C
	9F 5C	21F 11C	35F 19C	52F 29C	71F 39C	92F 51C	117F 65C	147F 82C	220F 122C
60	107F 59C	104F 58C	100F 56C	93F 52C	84F 47C	73F 41C	60F 33C	45F 25C	29F 16C
	10F 6C	24F 13C	40F 22C	59F 33C	80F 44C	104F 58C	132F 73C	168F 93C	236F 131C
80	19F 66C	115F 64C	110F 61C	102F 57C	92F 51C	80F 44C	66F 36C	49F 27C	31F 17C
	11F 7C	25F 14C	43F 24C	63F 35C	86F 48C	113F 63C	143F 79C	181F 101C	249F 138C
100	127F 71C	123F 68C	118F 66C	110F 61C	99F 55C	86F 48C	71F 39C	53F 29C	33F 18C
	12F 8C	26F 14C	45F 25C	67F 37C	91F 51C	119F 66C	151F 84C	192F 107C	252F 140C
120	133F 74C	129F 72C	124F 69C	116F 64C	104F 58C	91F 50C	74F 41C	55F 31C	34F 19C
	13F 8C	27F 14C	46F 26C	69F 38C	94F 52C	123F 68C	156F 87C	195F 108C	257F 142C

☐ Pounds per Square Inch Gauge ☒ Percentage of cold air produced ☐ Drop in temperature ☐ Rise in temperature

Filtration

Filtration to maintain clean air is necessary at a rate of 25 microns or less. STREAMTEK™ filters contain a 5 micron element and are properly sized for airflow.

Noise/Muffling

Both Small and Medium Vortex Tubes can be quite noisy if un-ducted. STREAMTEK™ offers mufflers for both cold and hot air discharge. If the cold air is ducted, muffling is not usually required.



Inlet Air Temperature

The STREAMTEK™ Vortex Tube will provide a temperature drop from the temperature of the compressed air supply.

Back Pressure

Up to 2 PSIG (.1 BAR) of low back pressure will not affect the performance of the STREAMTEK™ Vortex Tube. Anything over this will have a performance degradation of ~ 5°F (2.8°C).

Vortex Tube Accessory

Flexible Hose Kits		
	Model #	Description
	TC0SHK	Single Point Flexible Hose Kit - Fits ALL Tool Coolers
	Model #	Description
	TC0DHK	Dual Point Flexible Hose Kit - Fits ALL Tool Coolers


➤ More Vortex Tube accessories can be found on **page 33 & 34**

Vortex Tube Description


7500 Series			
	Flow	Model #	Material
	2 SCFM (57 SLPM)	7502	Stainless 303
	4 SCFM (113 SLPM)	7504	Stainless 303
	8 SCFM (227 SLPM)	7508	Stainless 303
	10 SCFM (283 SLPM)	7510	Stainless 303
	15 SCFM (425 SLPM)	7515	Stainless 303
	25 SCFM (708 SLPM)	7525	Stainless 303
	30 SCFM (850 SLPM)	7530	Stainless 303
	40 SCFM (1133 SLPM)	7540	Stainless 303
	10 SCFM	7510-A	Aluminum
	15 SCFM	7515-A	Aluminum
	25 SCFM	7525-A	Aluminum
	30 SCFM	7530-A	Aluminum
	40 SCFM	7540-A	Aluminum

7700 Series			
	Flow	Model #	Material
	2 SCFM (57 SLPM)	7702	Stainless 303
	4 SCFM (113 SLPM)	7704	Stainless 303
	8 SCFM (227 SLPM)	7708	Stainless 303
	10 SCFM (283 SLPM)	7710	Stainless 303
	15 SCFM (425 SLPM)	7715	Stainless 303
	25 SCFM (708 SLPM)	7725	Stainless 303
	30 SCFM (850 SLPM)	7730	Stainless 303
	40 SCFM (1133 SLPM)	7740	Stainless 303
	10 SCFM	7710-A	Aluminum
	15 SCFM	7715-A	Aluminum
	25 SCFM	7725-A	Aluminum
	30 SCFM	7730-A	Aluminum
	40 SCFM	7740-A	Aluminum

Kits: Include Vortex Tube, ALL Generators, Cold End Muffler, and 1/4" NPT Auto Drain Filter

	Model #	Description
	VTSM-KIT	Small Vortex Tube Kit
	VTMD-KIT	Medium Vortex Tube Kit

Silencing Mufflers

	Model #	Description
	STM014	Stainless Steel Cold End Muffler for Small Vortex
	STM038	Stainless Steel Cold End Muffler for Medium
	MFHOT-02	Stainless Steel Hot End Muffler for Small & Me-

user, leaving them open to poor operation and miss-adjustment.

3) Cabinet Panel Coolers have been engineered to reduce noise levels drastically from that of the sole Vortex Tube.

Why Choose Streamtek Corp?

- Customers come first
- Best production practices implemented
- A complete and realistic estimation
- A holistic approach towards every project



Our team of professionals is always happy to answer any of your questions: +1-705-770-4455 or email support@stream-tek.com.


Can I use a Vortex Tube to cool my electrical enclosure instead of the Cabinet Panel Cooler?

Yes, however there are clear-cut advantages to using the Streamtek Cabinet Panel Cooler for this application.

1) Cabinet Panel Coolers have a pressure release valve to allow warm air from the electrical enclosure to escape the cabinet.

2) Cabinet Panel Coolers have been fine-tuned to achieve maximum refrigeration; this cannot be adjusted. Vortex Tubes on the other hand can be adjusted by the

Vortex Tube Accessories

Flexible Hose Kits		
	Model #	Description
	TC0SHK	Single Point Flexible Hose Kit - Fits ALL Tool Coolers
	TC0DHK	Dual Point Flexible Hose Kit - Fits ALL Tool Coolers

Can I connect the cold end of a Vortex Tube to an Air Amplifier or Air Knife?

No. The Air Amplifier and Air Knife would both restrict the air flow of the Vortex Tube to the point where back-pressure would limit the cooling capacity of the Vortex Tube. The cold end of the Vortex Tube should not be subjected to a backpressure in excess of 5 PSIG.

Generators: 7700 Series		
	Model #	Material
	GN7702	2 SCFM Small Generator - Max. Cooling
	GN7704	4 SCFM Small Generator - Max. Cooling
	GN7706	6 SCFM Small Generator - Max. Cooling
	GN7708	8 SCFM Small Generator - Max. Cooling
	GN7710	10 SCFM Medium Generator - Max. Cooling
	GN7715	15 SCFM Medium Generator - Max. Cooling
	GN7725	25 SCFM Medium Generator - Max. Cooling
	GN7730	30 SCFM Medium Generator - Max. Cooling
	GN7740	40 SCFM Medium Generator - Max. Cooling
	GN7750	50 SCFM Large Generator - Max. Cooling
	GN7775	75 SCFM Large Generator - Max. Cooling
	GN77100	100 SCFM Large Generator - Max. Cooling
	GN77150	150 SCFM Large Generator - Max. Cooling

Generators: 7500 Series		
	Model #	Material
	GN7502	2 SCFM Small Generator - Max. Cooling
	GN7504	4 SCFM Small Generator - Max. Cooling
	GN7506	6 SCFM Small Generator - Max. Cooling
	GN7508	8 SCFM Small Generator - Max. Cooling
	GN7510	10 SCFM Medium Generator - Max. Cooling
	GN7515	15 SCFM Medium Generator - Max. Cooling
	GN7525	25 SCFM Medium Generator - Max. Cooling
	GN7530	30 SCFM Medium Generator - Max. Cooling
	GN7540	40 SCFM Medium Generator - Max. Cooling
	GN7550	50 SCFM Large Generator - Max. Cooling
	GN7575	75 SCFM Large Generator - Max. Cooling
	GN75100	100 SCFM Large Generator - Max. Cooling
	GN75150	150 SCFM Large Generator - Max. Cooling

We supply the food, agricultural, mining, pulp & paper, pharmaceutical, engineering, and chemical markets with problem-solving compressed air operated products. Our experience has proven that virtually anyone can benefit from our innovative, low-cost effective solutions.

How can I tell what Cold Fraction my Vortex Tube is set to?

There are two ways to find out:

(1) By using the Performance Data chart found on our website stream-tek.com/product/vortex-tubes/ (under "Specification" tab), you can measure the temperature of cold air exhausting and compare it to the chart. It's important to note that the air temperature should be taken immediately out of the Vortex Tube as the airflow will quickly warm as it mixes with ambient air.

(2) An air flow meter can also be used to measure the volume of air both coming out of the unit and going into Vortex Tube. Then use these values and compare the cold or hot flow of the unit. By comparing the cold or hot flow rate to the total will give you accurate hot or cold fraction.



Air Wipes

Use Air Wipe to Clean, Blowoff, Dry, and Cool Cable, Pipe, Hose and Extruded Shapes.

Streamtek's Air Wipes provide a laminar 360 degree airflow around circular objects. The unique split design makes it easy to clamp around surfaces. The Air Wipe is ideal for blow-off, cleaning, drying, and cooling of extruded shapes, hoses, pipes, cables, wires and more.

Streamtek carries two types of Air Wipe models. The **Regular Air Wipe** is best suited for applications in non-corrosive environments where temperatures do not exceed 15°F (66°C). On the other hand, the **Hi-Temp Air Wipe** is best suited for high temperature environments up to 800°F (427°C).

Air Wipe Features

- Uniform 360 degree airflow
- Lightweight
- Split, compact design – easy to install
- Quiet
- No moving parts
- Air-driven – no electricity

Air Wipe Applications

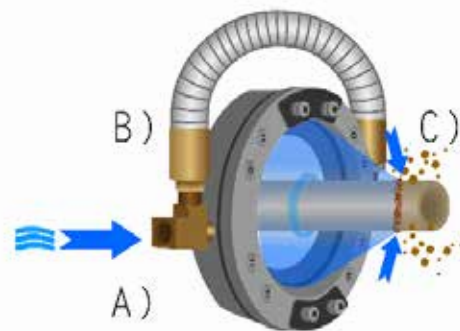
The Air Wipe is best suited for applications in non-corrosive environments where temperatures do not exceed 15°F (66°C). It is constructed using a regular air hose, aluminum body, stainless steel screws, and stainless steel shims.

- Remove excess water and oil
- Uniformly wipe surfaces
- Cool hot extruded shapes
- Clean paint gun tips:
 - Dry after wash, cleaning, plating, or coating
 - Blow-off dust and contaminants
 - Eliminate solution carryover
 - Dry rod and medical tubing

STREAMTEK
QUALITY
GUARANTY
6 years
WARRANTY

How do Air Wipes Work?

- Compressed air flows through a standard 1/4" NPTF inlet and into an annual chamber.
- The compressed air is then throttled through a small ring nozzle at high velocity.
- The airstream clings to the 'coanda' profile and is angled to create a "cone" of air to wipe, dry and clean a surface.
- The surrounding air is entrained, creating a high volume flow of air into the primary air-stream.
- The wet and/or direct material should travel against the flow.



Air Wipe Shims



Shims for our Air Wipes helps you Air wipes nicely sit on other surface where you are installing it.

Page 48

Specifications

The **Air Wipe** is best suited for applications in non-corrosive environments where temperatures do not exceed 15°F (66°C). It is constructed using a regular air hose, aluminum body, stainless steel screws, and stainless steel shims.

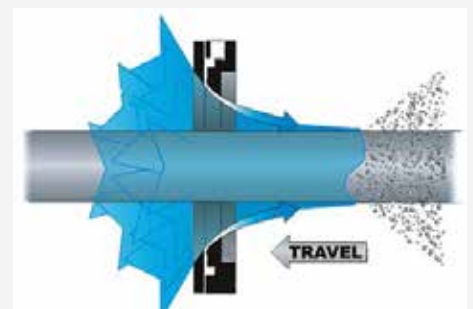
The **Air Wipe** is available in seven standard **IN-STOCK** throat diameters (I.D.) of 1/2" (13 mm), 1" (25 mm), 2" (51 mm), 3" (76 mm), 4" (102 mm), 5" (127 mm) and 6" (152 mm). For special diameters contact us.

Materials of Construction:

The Air Wipe is constructed of aluminum. All models use stainless steel shims, general purpose PVC air hose, brass fittings, and black oxide 1/4-20 screws.

Air Supply Filtration:

It is imperative that clean compressed air is used. An automatic drain filter with a 5 micron filter element is strongly recommended.



Air Wipe Applications



Blow Water Off Trim

The Model RB002A 2" Aluminum Air Wipe is used to blow excess water off extruded trim. The unique aluminum profile of the Air Wipe provided enough clearance for the trim, and enough airflow to evenly dry the trim and remove the water as it passed through the Air Wipe at high speeds.



360° Blow-Off (Extruded Profiles)

The 3" Air Wipe System (Model No. RB003A) is used to blow-off excess water from an extruded plastic profile. The split design of our Air Wipe unlatches easily to eliminate tedious threading. The circular flow of air from the air wipe gives a forceful, even flow that circles the extruded profile, completely removing water/dirt/etc.

Air Wipe Facts

What is the recommended pressure that should be used with the Air Wipe?

Always try to use the lowest pressure that is possible for your application. Always use a pressure regulator to increase force/airflow to the point where your application problem is rectified. The maximum pressure of the Air Wipe is 250 PSIG.

Can I connect the cold end of a Vortex Tube to an Air Wipe?

No. This would cause an airflow restriction which would instantly produce back-pressure in excess of 5 PSIG! When this back-pressure is exceeded, performance of the Vortex Tube will be negatively impacted.

Why use the Air Wipe, instead of the compressed air pipe with holes drilled in it?

The compressed air is amplified with a 30:1 ratio using the surrounding air to produce its high volume airflow. This

will provide enough airflow to dry, cool, and clean while paying a fraction of the cost it would be to that of using straight compressed air.

What is the angle of the airflow from the Air Wipe?

The product traveling through the Air Wipe is hit by the airflow at a 30° angle (60° included angle)

To make your purchases as easy and convenient as possible, we have installed a variety of methods for payment, which include: credit cards, wire transfers, cheques and PayPal.

Regular Air Wipe Specifications

Regulation:

A pressure regulator installed in-line with the compressed air supply will provide infinite control of air consumption, force and flow! Our Deluxe Kits include a regulator /w gauge that is properly sized for flow.

Best Price on Market

Lowest Price in the industry! Find a competitors equivalent Air Wipe for less? Contact our factory and we will beat it by 20%; it's our standard policy.

Air Consumption*						
Air Consumption per inch. With .002" (0.05mm) Shim						
* Based on Amplification Ratio 30:1. The Airflow out would be 30x more						
PRESSURE SUPPLY	1/2"	1"	2"	3"	4"	6"
20 PSIG (1.4 Bar)	4 (133 SLPM)	11 (311 SLPM)	15 (425 SLPM)	19 (538 SLPM)	23	30
40 PSIG (2.8 Bar)	7 (198 SLPM)	17 (481 SLPM)	23 (651 SLPM)	29 (821 SLPM)	35	47
60 PSIG (4.1 Bar)	11 (311 SLPM)	24 (679 SLPM)	32 (906 SLPM)	40	48	64
80 PSIG (5.5 Bar)	13 (368 SLPM)	32 (906 SLPM)	42	52	56	84
100 PSIG (6.4 Bar)	17 (481 SLPM)	36	48	61	73	97
120 PSIG (8.4 Bar)	20 (566 SLPM)	42	57	71	85	114

Compressed Air Inlets:

The Regular Air Wipe has (2) 1/4" NPTF compressed air inlets; one on each half. A general purpose PVC hose is supplied to distribute the compressed air to each side of the Air Wipe. For special order sizes 9" (229 mm) and above, each half must be supplied with it's own compressed air to ensure a uniform airflow.

Mounting:

There are multiple 1/4-20 tapped holes on the bottom of the Regular Air Wipe which can be used for mounting purposes. A rigid compressed air supply pipe can also support the Air Wipe!

How can I mount the Air Wipe?

There are two (2) ways you can mount the Streamtek Air Wipe. Use rigid compressed air pipe to support unit. 1/4"-20 mounting holes on the bottom of the air wipe. The holes are 1/2" depth thread, ideal for a bracket fabricated by the customer.

Shims:


The Regular Air Wipe comes pre-installed with a .002" (.05 mm) Stainless Steel shim. Both force and flow can be increased by adding an additional shim to open the gap to .004" (.10 mm). The compressed airflow exhausts through a 'slit' which is set with the shim resting between the body and cap of the Regular Air Wipe.

Drilled Pipe Air Consumption**


	1/16" (1.59mm) Diameter Hole		3/32" (2.38mm) Diameter Hole		1/8" (3.18mm) Diameter Hole		3/16" (4.76mm) Diameter Hole		1/4" (6.35mm) Diameter Hole	
PRESSURE SUPPLY	SCFM	SLPM	SCFM	SLPM	SCFM	SLPM	SCFM	SLPM	SCFM	SLPM
20 PSIG (1.4 Bar)	1.5	42.4	3.4	96.2	6.3	178.3	14.7	416.0	26.0	735.8
40 PSIG (2.8 Bar)	2.1	65.0	5.5	155.7	10.1	285.8	23.0	650.9	40.0	1132.0
60 PSIG (4.1 Bar)	3.1	87.7	7.5	212.3	14.2	401.9	31.0	877.3	54.0	1528.2
80 PSIG (5.5 Bar)	3.9	110.4	9.4	266.0	17.5	495.3	40.0	1132	70.0	1981.0
100 PSIG (6.4 Bar)	4.6	130.2	11.7	331.1	21.7	614.1	47.5	1344.3	83.0	2348.9
120 PSIG (8.4 Bar)	5.4	152.8	13.9	393.4	25.9	733.0	56.3	1593.3	96.0	2716.8

Regular Air Wipe Description

Unit Only

	Model #	Inside Diameter	Material
	RB012A	1/2"	Aluminum
	RB001A	1"	Aluminum
	RB002A	2"	Aluminum
	RB003A	3"	Aluminum
	RB004A	4"	Aluminum
	RB005A	5"	Aluminum
	RB006A	6"	Aluminum

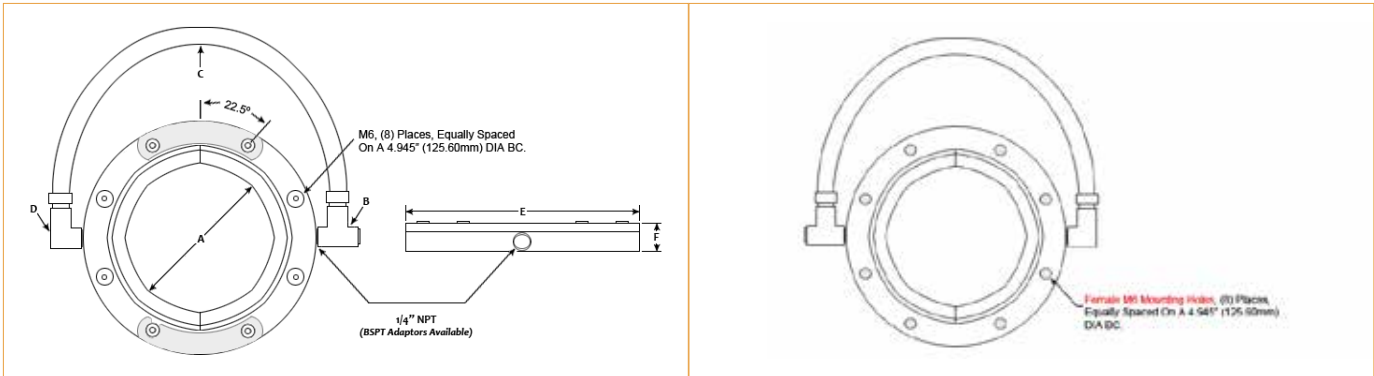
Standard Kit: Unit and Filter Separator

	Model #	Inside Diameter	Material
	RB012A-1	1/2"	Aluminum
	RB001A-1	1"	Aluminum
	RB002A-1	2"	Aluminum
	RB003A-1	3"	Aluminum
	RB004A-1	4"	Aluminum
	RB005A-1	5"	Aluminum
	RB006A-1	6"	Aluminum

Deluxe Kit: Unit, Filter Separator, and Pressure Regulator /w Gauge.

	Model #	Inside Diameter	Material
	RB012A-2	1/2"	Aluminum
	RB001A-2	1"	Aluminum
	RB002A-2	2"	Aluminum
	RB003A-2	3"	Aluminum
	RB004A-2	4"	Aluminum
	RB005A-2	5"	Aluminum
	RB006A-2	6"	Aluminum

Regular Air Wipe & Hi-Temp Air Wipe Dimensions



DIMENSIONS: Regular Air Wipe & Hi-Temp Air Wipe						
SIZES	A	B (Inlet)	C (Hose)	D	E	F
1"	1.00" (25 mm)	1/4" NPTF	3/8"	--	3.70" (94 mm)	1.15" (29 mm)
2"	2.00" (51 mm)	1/4" NPTF	3/8"	--	4.70" (119 mm)	1.15" (29 mm)
3"	3.00" (76 mm)	1/4" NPTF	3/8"	--	5.70" (145 mm)	1.15" (29 mm)
4"	4.00" (102 mm)	1/4" NPTF	3/8"	--	6.70" (170 mm)	1.15" (29 mm)
5"	5.00" (127 mm)	1/4" NPTF	3/8"	--	7.70" (196 mm)	1.15" (29 mm)
6"	6.00" (152 mm)	1/4" NPTF	3/8"	--	8.70" (221 mm)	1.15" (29 mm)


Specifications: Hi-Temperature Air Wipe

What are the materials of construction?

The Hi-Temp Stainless Steel Air Wipe features a stainless steel body, stainless steel shims, stainless steel fittings, and a stainless steel braided hose connecting the twin pieces. While the Aluminum Air Wipe features an aluminum body, stainless steel shims, brass fittings, and a rubber hose connecting the twin pieces.


Air Consumption*: Hi-Temp Air Wipe										
* Based on Amplification Ratio 30:1. The Air flow out would be 30x the below										
PRESSURE SUPPLY	Air Consumption per inch. With .002" (0.5mm) Shim					Air Consumption per inch. With .004" (0.10mm) - Shim Added				
	1"	2"	3"	4"	6"	1"	2"	3"	4"	6"
20 PSIG (1.4 Bar)	11	15	19	23	30	22	29	38	44	59
40 PSIG (2.8 Bar)	17	23	29	35	47	35	47	59	71	95
60 PSIG (4.1 Bar)	24	32	40	48	64	58	77	97	116	155
80 PSIG (5.5 Bar)	32	42	52	56	84	60	80	100	120	161
100 PSIG (6.4 Bar)	36	48	61	73	97	77	96	121	155	193
120 PSIG (8.4 Bar)	42	57	71	85	114	85	113	142	170	226

Must check products from our catalog

Page 30


Vortex Tubes

Vortex Tube is an effective, low-cost solution to a wide variety of industrial spot cooling and process cooling needs.


Page 23



Hi- Temp Adjst. Air Amplifier


Its ideal for moving hot air to surfaces which require uniform heating while in a furnace or oven.

Drilled Pipe Air Consumption: Chart										
	1/16" (1.59mm)		3/32" (2.38mm)		1/8" (3.18mm)		3/16" (4.76mm)		1/4" (6.35mm)	
PRESSURE SUPPLY	SCFM	SLPM	SCFM	SLPM	SCFM	SLPM	SCFM	SLPM	SCFM	SLPM
20 PSIG (1.4 Bar)	1.5	42.4	3.4	96.2	6.3	178.3	14.7	416.0	26.0	735.8
40 PSIG (2.8 Bar)	2.1	65.0	5.5	155.7	10.1	285.8	23.0	650.9	40.0	1132.0
60 PSIG (4.1 Bar)	3.1	87.7	7.5	212.3	14.2	401.9	31.0	877.3	54.0	1528.2
80 PSIG (5.5 Bar)	3.9	110.4	9.4	266.0	17.5	495.3	40.0	1132	70.0	1981.0
100 PSIG (6.4 Bar)	4.6	130.2	11.7	331.1	21.7	614.1	47.5	1344.3	83.0	2348.9
120 PSIG (8.4 Bar)	5.4	152.8	13.9	393.4	25.9	733.0	56.3	1593.3	96.0	2716.8

Hi-Temp Air Wipe Description

Stainless Steel Unit Only - Up to 400°F (204°C)				
	Model #	Inside Diameter	Material	Air Consumption (SCFM @ 80PSIG)
	RB001S	1"	Stainless Steel	32
	RB002S	2"	Stainless Steel	42
	RB003S	3"	Stainless Steel	52
	RB004S	4"	Stainless Steel	56
	RB005S	5"	Stainless Steel	62
	RB006S	6"	Stainless Steel	84

Stainless Steel Standard Kit - Up to 400°F (204°C)				
	Model #	Inside Diameter	Material	Air Consumption (SCFM @ 80PSIG)
	RB001S-1	1"	Stainless	32
	RB002S-1	2"	Stainless	42
	RB003S-1	3"	Stainless	52
	RB004S-1	4"	Stainless	56
	RB005S-1	5"	Stainless	62
	RB006S-1	6"	Stainless	84

Stainless Steel Deluxe Kit - Up to 400°F (204°C)				
	Model #	Inside Diameter	Material	Air Consumption (SCFM @ 80PSIG)
	RB001S-2	1"	Stainless	32
	RB002S-2	2"	Stainless	42
	RB003S-2	3"	Stainless	52
	RB004S-2	4"	Stainless	56
	RB005S-2	5"	Stainless	62
	RB006S-2	6"	Stainless	84

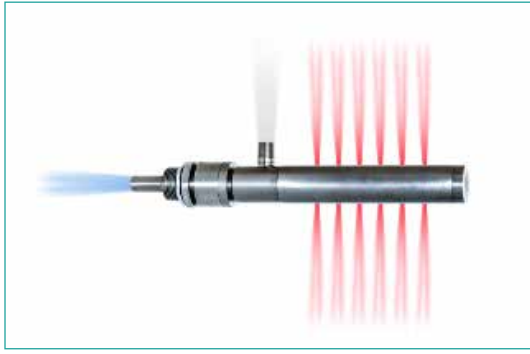
Air Wipe Accessories

Looking for accessories for our Air Wipes? Here are some of the accessories we offer. You can find more information starting on [page 47](#).

Filter Separators	
Model #	Description
FTR014-2	1/4" NPT Auto Drain Filter, 43 SCFM
FTR038-1	3/8" NPT Auto Drain Filter, 75 SCFM
FTR012-2	1/2" NPT Auto Drain Filter, 100 SCFM
FTR034-1	3/4" NPT Auto Drain Filter, 230 SCFM
FTR100-1	1" NPT Auto Drain Filter, 300 SCFM

Oil Removal Filters	
Model #	Description
OIL014-1	1/4" NPT Auto Drain Filter, 24 SCFM
OIL038-1	3/8" NPT Auto Drain Filter, 37 SCFM
OIL034-1	3/4" NPT Auto Drain Filter, 180 SCFM

Pressure Regulators	
Model #	Description
PR014-1	1/4" NPT Regulator, 49 SCFM
PR038-1	3/8" NPT Regulator, 84 SCFM
PR012-1	1/2" NPT Regulator, 84 SCFM



Cabinet Panel Coolers

Cabinet Panel Coolers are specifically made to purge, cool and maintain consistent temperatures in electronic control panel cabinets.

The Cabinet Cooler incorporates Streamtek's reliable Vortex Tube to cool electronic and electrical enclosures. The filtered air that enters your electronic control panel cabinets is up to 45°F colder than the compressed air supply.

Cabinet Panel Cooler Features

- ✓ Quiet and affordable
- ✓ Stainless steel construction
- ✓ Fast installation
- ✓ No moving parts
- ✓ Compact/lightweight
- ✓ No fans or filters
- ✓ No CFC's
- ✓ Mounts through standard knockout
- ✓ Stabilize temperature/humidity

Can I use a Vortex Tube to cool my electrical enclosure instead of the Cabinet Panel Cooler?

Yes, however there are clear-cut advantages to using the Streamtek Cabinet Panel Cooler for this application.

- Cabinet Panel Coolers have a pressure release valve to allow warm air from the electrical enclosure to escape the cabinet.
- Cabinet Panel Coolers have been fine tuned to achieve maximum refrigeration; this cannot be adjusted. Vortex Tubes, on the other hand, can be adjusted by the user, leaving them open to poor operation and miss-adjustment.
- Cabinet Panel Coolers have been engineered to reduce noise levels drastically from that of the sole Vortex Tube.

How to do I stop the solenoid valve from chattering?

A .002 microfarad capacitor can be wired across the leads on the thermostat to stop it from chattering. This chattering can sometimes occur by a very slow temperature change. The capacitor simply desensitizes the thermostat to stop the chattering effect. The capacitor is available FREE OF CHARGE at special request.

What is the cooling capacity (BTU/Hr.) of your Cabinet Panel Coolers?

Streamtek manufactures Cabinet Panel Coolers which produce 550 – 2,800 BTU/Hr. from a single unit. If you require additional cooling, we have dual cooler units from 3,600 – 5,600 BTU/Hr.

Where should the Cabinet Panel Cooler and Thermostat be installed?

The Streamtek Cabinet Panel Cooler must be installed at the top of the cabinet through standard knockout, and secured with locking nut. A thermostat at the top of the cabinet is best (but not required), as this is the hottest spot due to the rising hot air.

How Do Cabinet Panel Coolers Work?

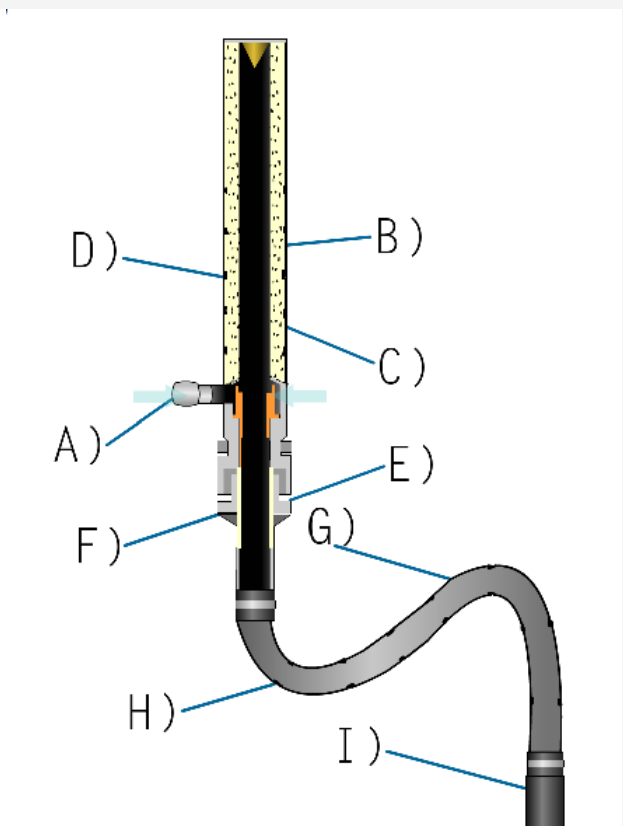
A) Compressed air enters the vortex tube powered Cabinet Panel Cooler through a standard NPTM inlet.

B) The vortex tube separates the compressed air into cold and hot air streams

C) The hot air from the vortex tube is exhausted into the atmosphere after being muffled to keep noise levels down.

D) As the hot air from within the cabinet enclosure cooler, it exhausts through the cabinet air exhaust at a slight positive pressure.

E) The cold air enters the cabinet enclosure cooler via the cold air distribution kit. Holes are drilled into the tube to supply cold air where required.



What is the force of air inside the cabinet enclosure?

The pressure within the cabinet can build up to approximately 2 PSIG, depending on how tightly seal the cabinet is.

Cabinet Panel Coolers Specifications

Mounting:

The Streamtek **Cabinet Panel Cooler** must be vertically mounted, on a flat surface for all enclosure types. The Streamtek Cabinet Panel Cooler system is easy to install through a 1-1/8" diameter drilled hole or electrical knockout.

Humidity:

It's important to close off any openings and any vents that may bring in ambient air, especially in warm/hot or high humidity environments. The relative humidity inside the enclosure stabilizes at 45% for all continuous operating Cabinet Panel Coolers.

Filtration:

All Streamtek Cabinet Panel Cooler systems include an auto drain 5 micron dirt and water filter. This filter is imperative to prevent any accidental water flow into the enclosure. If oil is present in the compressed air supply, use an oil filter within at least .3 micron rating.

Specifications					
Model No.	Capacity Btu/hr.	Capacity Kcal/hr.	Air Consumption SCFM @ 80 PSI	Air Consumption SLPM @ 5.5	Sound Level
CC1208-1	550	139	8	226	67*
CC1215-1	1,100	277	15	425	73*
CC1225-1	1,800	454	25	708	74*
CC1230-1	2,060	519	30	849	74*
CC1240-1	2,800	706	40	1,132	79*
CC1250-1	3,400	857	50	1,415	74*
CC1260-1	4,000	1,007	60	1,698	76*
CC1270-1	4,800	1,209	70	1,981	76*
CC1280-1	5,600	1,411	80	2,264	77*

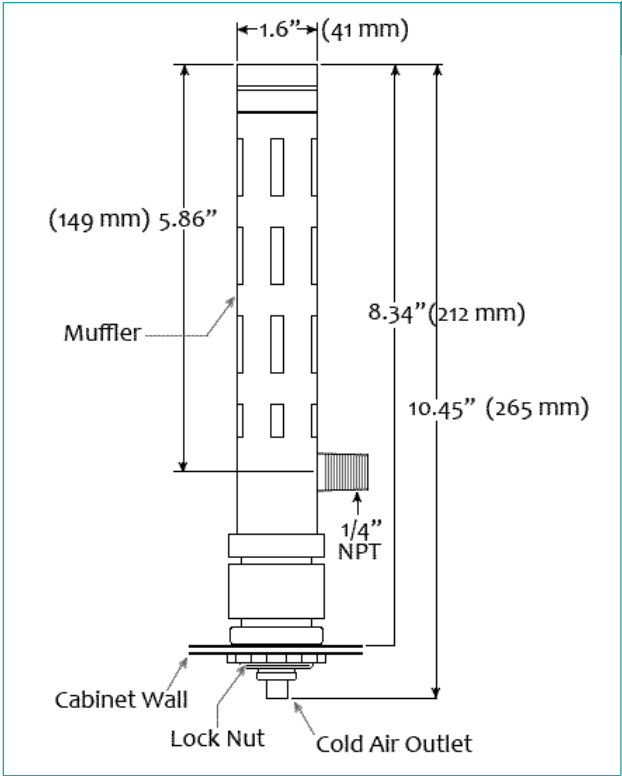


Streamtek is using the internet as a venue to showcase its ongoing environmental commitment to inspire everyone around the world to be more environmentally-friendly.

Streamtek will profile its environmental practices in an aggressive manner to demonstrate first-hand how companies and individuals alike can take proactive steps to reduce their carbon footprint.

NEMA 4/4X (IP56) - It is designed for electronic control panels. It is splash-resistant, oil-tight, and dust-tight for use in wash-down environments as well as the outdoors. When the Vortex Tube Panel Cooler is not operating, a low pressure relief valve closes and seals to maintain the integrity of your NEMA 4 cabinet enclosure. It is constructed of Stainless Steel (Type 303) for long life in wet environments.

NEMA 12 (IP52) - Cabinet Panel Coolers (oil-tight, dust-tight) are used in industrial environments where no liquids can come into contact with the unit. It is constructed of Stainless Steel (Type 303) to withstand harsh corrosive environments.



Cabinet Panel Coolers Dimensions

- No Freon or refrigerants used
- Small, lightweight, and portable
- Easy installation through standard electrical knockout
- **Lowest Price in the industry!** Find a competitor's equivalent industrial vortex tube panel Cabinet Enclosure Cooler for less? Contact us and we will beat it by 20%.




Cooling Pharmaceutical Panels


Pharmaceutical Control Cabinets can easily become overheated in the summer time, which could shut down pharmaceutical processing lines. By removing the heat problem within the control panel with a Model CC1230-1 Panel Cooler,


it can save thousands of dollars from the cost of downtime and maintenance.

Temperature Difference (°F)	Btu/hr./sq. ft.	How to Determine Size Requirements of the Cabinet Enclosure Cooler?
5	1.5	Determine the watts of heat generated inside the enclosure. Watts x 3.41 = (W) Btu/hr.
10	3.3	Determine the area in square feet that is exposed to the air, not including the top of the cabinet. [2 x {Width} + 2 x {Depth}] {Height} = (S) Square feet of cabinet
15	5.1	Determine the temperature difference between the desired internal temperature and the maximum expected external temperature. Now you can use the below chart to determine the Btu/hr./sq. ft., for this differential (B) . Determine the external heat load (H) . (S) x (B) = (H) Btu/hr.
20	7.1	Now take (W) and add (H) to get the total heat load or Btu/hr. refrigeration required to maintain desired temperature and choose the correct one using the chart below.
25	9.1	
30	11.3	
35	13.8	
40	16.2	

Cabinet Panel Cooler Description

NEMA 12 (IP52): Unit Only			
	Model #	Capacity Btu/hr.	Material
	CC1208-1	550	Stainless 303
	CC1215-1	1100	Stainless 303
	CC1225-1	1800	Stainless 303
	CC1230-1	2060	Stainless 303
	CC1240-1	2800	Stainless 303

NEMA 12 (IP52): Thermostat Control		
	Model #	Description
	CC1208-3	NEMA 12, with Thermostat Control, 550 Btu/hr.
	CC1215-3	NEMA 12, with Thermostat Control, 1100 Btu/hr.
	CC1225-3	NEMA 12, with Thermostat Control, 1800 Btu/hr.
	CC1230-3	NEMA 12, with Thermostat Control, 2060 Btu/hr.
	CC1240-3	NEMA 12, with Thermostat Control, 2800 Btu/hr.
	CC1250-3	NEMA 12, with Thermostat Control, 3400 Btu/hr.
	CC1260-3	NEMA 12, with Thermostat Control, 4000 Btu/hr.
	CC1270-3	NEMA 12, with Thermostat Control, 4600 Btu/hr.
	CC1280-3	NEMA 12, with Thermostat Control, 5200 Btu/hr.

NEMA 12 (IP52): Continuous Operation		
	Model #	Description
	CC1208-2	NEMA 12, Continuous Operation, 550 Btu/hr.
	CC1215-2	NEMA 12, Continuous Operation, 1100 Btu/hr.
	CC1225-2	NEMA 12, Continuous Operation, 1800 Btu/hr.
	CC1230-2	NEMA 12, Continuous Operation, 2060 Btu/hr.
	CC1240-2	NEMA 12, Continuous Operation, 2800 Btu/hr.
	CC1250-2	NEMA 12, Continuous Operation, 3400 Btu/hr.
	CC1260-2	NEMA 12, Continuous Operation, 4000 Btu/hr.
	CC1270-2	NEMA 12, Continuous Operation, 4800 Btu/hr.
	CC1280-2	NEMA 12, Continuous Operation, 5600 Btu/hr.


What is the air consumption?


Each application will have a different heat load, which will determine the air consumption of your cooler. Generally you can expect from 8 to 80 SCFM @ 100 PSIG. This will provide cooling from 550 – 5,600 BTU/Hr. It's important to note that this is only when the adjustable thermostat calls for cooling!


Let Us Help You

For assistance with application engineering, call our factory at 1-705-770-4455 or email an Application Engineer at support@stream-tek.com. With round-the-clock customer support in USA, Canada, and Europe, STREAMTEK™ representatives can give you a feasible recommendation within 12 hours.

Cabinet Panel Coolera Description

NEMA 4/4X (IP56): Unit Only			
	Model #	Capacity Btu/hr.	Material
	CC408-1	550	Stainless 303
	CC415-1	1100	Stainless 303
	CC425-1	1800	Stainless 303
	CC430-1	2060	Stainless 303
	CC440-1	2800	Stainless 303

NEMA 4/4X (IP56): Thermostat Control		
	Model #	Description
	CC408-3	NEMA 4/4X, with Thermostat Control, 550 Btu/hr.
	CC415-3	NEMA 4/4X, with Thermostat Control, 1100 Btu/hr.
	CC425-3	NEMA 4/4X, with Thermostat Control, 1800 Btu/hr.
	CC430-3	NEMA 4/4X, with Thermostat Control, 2060 Btu/hr.
	CC440-3	NEMA 4/4X, with Thermostat Control, 2800 Btu/hr.
	CC450-3	NEMA 4/4X, with Thermostat Control, 3400 Btu/hr.
	CC460-3	NEMA 4/4X, with Thermostat Control, 4000 Btu/hr.
	CC470-3	NEMA 4/4X, with Thermostat Control, 4800 Btu/hr.
	CC480-3	NEMA 4/4X, with Thermostat Control, 5600 Btu/hr.

NEMA 4/4X (IP56): Continuous Operation		
	Model #	Description
	CC408-2	NEMA 4/4X, Continuous Operation, 550 Btu/hr.
	CC415-2	NEMA 4/4X, Continuous Operation, 1100 Btu/hr.
	CC425-2	NEMA 4/4X, Continuous Operation, 1800 Btu/hr.
	CC430-2	NEMA 4/4X, Continuous Operation, 2060 Btu/hr.
	CC440-2	NEMA 4/4X, Continuous Operation, 2800 Btu/hr.
	CC450-2	NEMA 4/4X, Continuous Operation, 3400 Btu/hr.
	CC460-2	NEMA 4/4X, Continuous Operation, 4000 Btu/hr.
	CC470-2	NEMA 4/4X, Continuous Operation, 4800 Btu/hr.
	CC480-2	NEMA 4/4X, Continuous Operation, 5600 Btu/hr.

Can condensation occur within our control panels when using STREAMTEK™ Cabinet Panel Coolers?

No. The Streamtek Cabinet Panel Cooler will purge warm/moist air from inside your enclosure. The cool air that is being injected into the cabinet will then start to pick up heat, which in-turn causes the humidity to drop. A continuous operation Cabinet Panel Cooler will keep the relative humidity at about 45%. It is imperative that all openings in your panel are closed off, as humidity from the ambient air could cause condensation within your panel.



Reversible Drum Storm

Streamtek’s Drum Storm Drum Pump is the most reliable device for handling spills and overflows using just compressed air as a power source.

It can be used for sopping up or transferring waste water, sludge, tramp oil, hydraulic oil, lubricant, coolant, chips, and other liquids. This system comprises no moving parts, thereby virtually eliminating the need for maintenance.

Why the Reversible Drum Storm?

The Drum Storm drum pump was designed as an alternative to electrically-powered vacuums that have many drawbacks. For instance, they wear out in no time, their motor is prone to stalling or freezing during operation, or the impellers clog when used with certain materials.

These disadvantages are absent in the Streamtek Reversible Drum Storm because it has no motor, impellers, or moving parts. The only movable part on the drum pump is its knob. You do not have to worry about spills or overflows because the Drum Storm comprises a built in automatic safety feature.



Drum Storm Description

Unit Only

Stainless Steel Drum Storm (Drum Pump) unit /w no accessories.

Deluxe Kit

Unit, 90 degree quick release elbow, Standpipe with 2" NPT Male Adapter, 1-1/2" PVC Vacuum Hose with rubber cuffs, 14" double blade floor squeegee tool, Two (2) straight 19" plastic wands and crevice tool.

Unit Only & Deluxe Kit			
	Model #	Pressure Suppl	Air Consumption
	DS01S	80 PSIG (5.5 BAR)	19 SCFM (537 SLPM)
	DS02S	80 PSIG (5.5 BAR)	19 SCFM (537 SLPM)

Can I purchase a Reversible Drum Storm with an extended hose?

Yes. Our standard hoses are available in 10' and 20' lengths. Custom lengths of PVC hoses are also available by special order. Since the Drum Storm is designed for use with a 10" hose, longer hose lengths will affect performance depending on the application.

Why can't I use the Drum Storm on material with a low flash point?

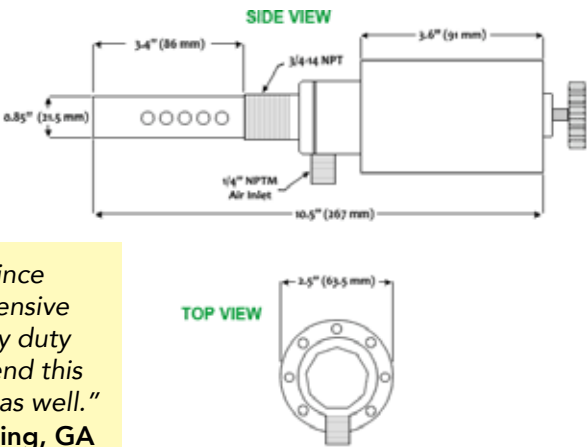
The Drum Storm unit has the potential to produce a static charge which can spawn from the media being transported.

Can the drum become over pressurized?

No. The risk of over-pressurization is eliminated by a relief valve build into the Drum Storm unit.

Applications and Uses

The drum pump is the device of choice in: coolant sumps, lathes, pits, screw machines, machining centers, food processing, floor cleanup, tanks, EDM machines, basement flood/restoration, and so on. This drum pump is widely used at construction sites, water and chemical treatment plants, and food and beverage processing units.



Drum Storm Dimensions

No Moving Parts to assure maintenance free operation.

Spill Free – auto safety shutoff.

Stainless Steel construction to resist against harsh industrial environments.

"I have been using the Reversible Drum Storm almost daily since receiving it several days ago. It far surpasses other more expensive industrial vacs that I have tried. The construction is very heavy duty and it sucks up my coolant sump with ease. I highly recommend this vacuum not only for the occasional user but the professional as well."
Ron, Warner Garling, GA

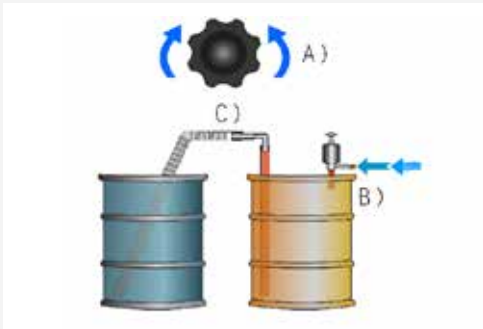
How Does the Streamtek Drum Storm Enhance Operations?


The functioning of the Drum Storm is instant, non-messy, and supremely energy-efficient. You can operate this drum pump without electrical supply because it functions simply on compressed air.

Our strength lies in our R&D team that can provide you with an entirely bespoke solution, should you need one. It has been designed to seamlessly fit the operations of various industrial sectors. Our strength lies in our R&D team that can provide you with an entirely bespoke solution should need one.

How does the Reversible Drum Storm work?

- A)** The adjustable knob controls whether the Drum Storm unit creates a vacuum within the drum OR a pressure to empty the drum.
- B)** Compressed air flows through the 1/4" NPTM inlet and into the stainless steel drum pump unit.
- C)** The liquid enters the drum through a tube assembly that is threaded into the large drum hold. A 90 degree quick release elbow connects the tube assembly to the vacuum hose!





Tool Coolers

Streamtek's **Tool Cooler** system produces a flow of clean cold air flow at approximately 50°F (28°C) below compressed air supply temperature.

The unit is muffled for quiet operation. It will remove heat to prolong your tool life and increase productivity on machining operations when liquid coolants simply cannot be used. In addition, there are no moving parts to wear out.

Use and Selection of your Tool Cooler:

Streamtek's Tool Cooler is a new solution to a very old problem. The **Single Point Tool Coolers** should be used where a concentrated airflow is needed such as in grinding and drilling. The **Dual Point** versions are typically used in applications where the heat is generated over a large surface area such as in milling, sawing, chill rolls or application of hot melt adhesives.



Dual or Single flex hose kit for Tool Cooler System

The Streamtek **Tool Cooler** often replaces costly mist coolants and improves the output and quality of all types of drying machining operations from plastics to metals. Made of heavy gauge stainless steel, they are precision-machined, assembled and tested under strict quality control. They will never rust or pit when exposed to water, coolants, or other corrosive materials.

Applications

- Tool sharpening
- Drilling
- Plastic machining
- Band sawing
- Plunge and form grinding
- Drill and cutter grinding
- Milling
- Surface grinding
- Tire grinding
- Routing

We have **over 15 years of experience** in compressed air-operated products. All our products are manufactured in-house. We pride ourselves on keeping costs low and eliminating the middle man in order to pass the savings onto our customers.

What's the difference between the Vortex Tube and Tool Cooler?

The Tool Cooler has a fixed maximum flow capacity which cannot be adjusted. The control valve on the Vortex Tube within the Tool Cooler has been replaced with a preset orifice which allows the Vortex Tube to produce the absolute highest cooling capacity available. In addition, the STREAMTEK™ Tool Cooler also incorporates a cold end muffler, allows for a flexible hose kit, and includes a magnetic base for quick n' easy mounting.

Dual Point Hose

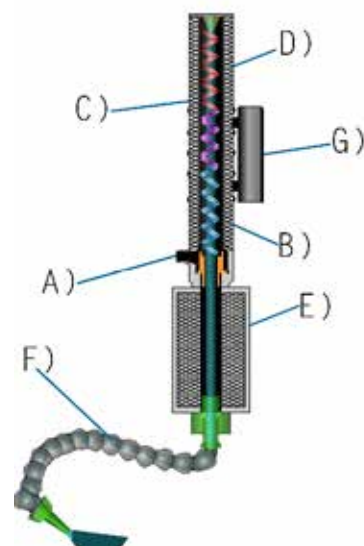


Single Point Hose

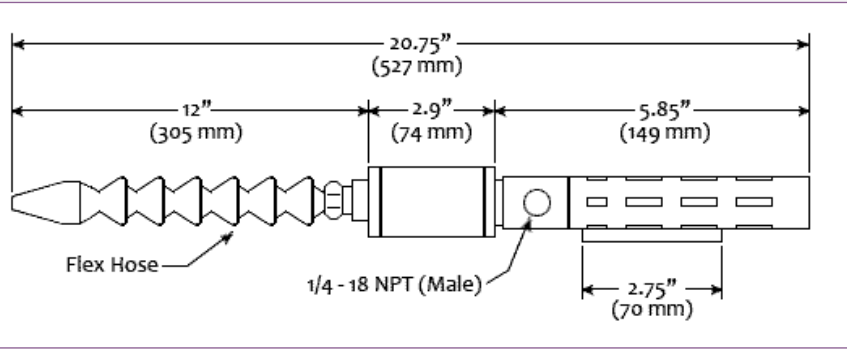


How do Tool Coolers Work?

- Compressed air enters into the vortex tube component of the Tool Cooler.
- The vortex tube splits the compressed air into hot and cold air streams.
- The hot air from the vortex tubes is exhausted into the atmosphere after being muffled.
- The cold air stream enters the muffler and passes through the flexible hose, which directs the airflow to the point of use.
- A strong magnetic base provides quick n' easy portability and mounting.



Tool Coolers Dimensions



- **No Coolant or liquids**, ozone-depleting chemicals or residue.
- **Maintenance free** no moving parts.
- **Magnetic base** provides user friendly mounting and portability.
- **Lowest Price in the industry!** Find a competitors equivalent Tool Cooling Cold Gun for less? Contact our factory and we will beat it by 20%; it's our standard policy.

Tool Coolers Specifications

Controlling the Cold Air:

The Streamtek Tool Cooler Cold Gun System provides instant cold air! A solenoid valve (**Model SLD00-1**) is an excellent way to turn the compressed air supply to the Cold Gun system on-off as it is needed, which in turn conserves compressed air usage. A Manual Shutoff Valve (**Model VLV014-1**) can also be used to cycle on and off.

The Compressed Air Supply:

The Tool Cooler Cold Gun System is engineered to use compressed air supply of 80-100 PSIG (5.5 to 6.9 BAR). If lower input pressures are given, both temperature drop and flow will be reduced. A clean dry source of compressed air is imperative in the operation of the Streamtek Vortex Tube Tool Cooler.

Use and Selection of your Tool Cooler:




The Single Point Tool Coolers should be used where a concentrated airflow is needed such as in grinding & drilling. The Dual Point versions are typically used in applications where the heat is generated over a large surface area such as in milling, sawing, chill rolls or application of hot melt adhesives.




What is the difference between the Regular and Advanced Tool Coolers?

The Advanced Tool Cooler has twice the cooling capacity of the Regular Tool Cooler – cabinet cooling the part in less time. Both coolers are constructed of Stainless Steel (Type 303) and are available with dual-point or single-point flexible hose kits.

Tool Cooler Specifications

Model No.	Pressure Supply		Air Consumption		PSIG
	PSIG	BAR	SCFM	SLPM	dBA
Regular Tool Coolers TC015S, T015D	100	6.9	15	425	72
Advanced Tool Cooler TC030S, TC030D	100	6.9	30	850	83

Advanced: Twice the cooling capacity of the Regular Tool Cooler, cooling the part in less time		
	Model #	Description
	TC0300	30 SCFM Advanced Tool Cooler, Only
	TC030S	30 SCFM Advanced Tool Cooler /w Single Point Hose Kit & Auto Drain Filter
	TC030D	30 SCFM Advanced Tool Cooler /w Dual Point Hose Kit & Auto Drain Filter

Advanced: Twice the cooling capacity of the Regular Tool Cooler, cooling the part in less time		
	Model #	Description
	TC0300	30 SCFM Advanced Tool Cooler, Only
	TC030S	30 SCFM Advanced Tool Cooler /w Single Point Hose Kit & Auto Drain Filter
	TC030D	30 SCFM Advanced Tool Cooler /w Dual Point Hose Kit & Auto Drain Filter



Filter Separators

Streamtek's Filter Separators are used to prevent contaminants from plugging or damaging your compressed air-operated products. They are ideal for removing dirt, water and rust from your compressed air system. The Filter Separators incorporate an automatic Drain Filter, metal bowl and a 5 micron filter element.

When the bowl becomes full, an internal oat will automatically activate the drain. The block-head design with integrated mounting holes eliminates costly mounting plates and adapters, making our Filter Separators easier to use and install.

Filter Separators	
FTR014-2	1/4" NPT Auto Drain Filter, 43 SCFM
FTR038-1	3/8" NPT Auto Drain Filter, 75 SCFM
FTR012-2	1/2" NPT Auto Drain Filter, 100 SCFM
FTR034-1	3/4" NPT Auto Drain Filter, 230 SCFM
FTR100-1	1" NPT Auto Drain Filter, 300 SCFM



Oil Removal Filters

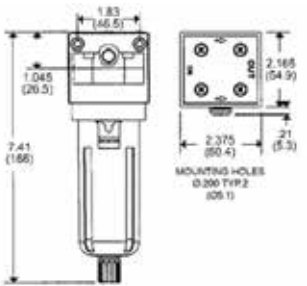

Streamtek's Oil Removal Filters remove oil particulates that are commonly found in many compressed air systems. To trap submicron particles, a .03 micron element is used. The automatic float activates the drain when full. Oil Removal Filters sold by our fellow competitors will work with ALL Streamtek products!

Oil Removal Filters	
Model #	Description
OIL014-1	1/4" NPT Auto Drain Filter, 24 SCFM
OIL038-1	3/8" NPT Auto Drain Filter, 37 SCFM
OIL034-1	3/4" NPT Auto Drain Filter, 180 SCFM

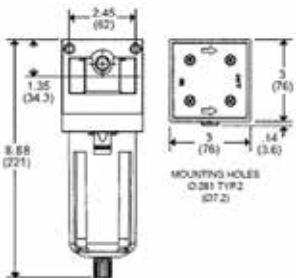



Drum Dolly

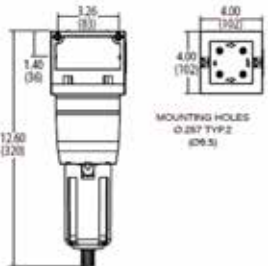

Streamtek Drum Dollies to move and position a 5-gallon (19 liter), 30-gallon (114 liter) and 55-gallon (208 liter) drum. They can be used with our Reversible Drum Storm! They have a steel construction and feature a wide-stance base with four 3" (7.6 cm) polyolefin swivel casters.



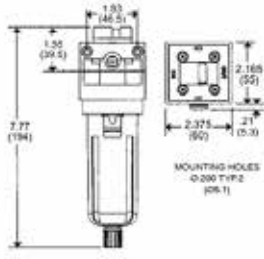
Model FTR014-2 & FTR038-1



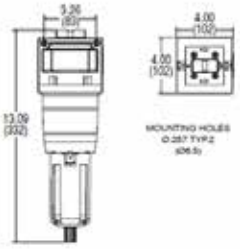

Model FTR012-2



Model FTR034-1 & FTR100-1



Model OIL014-1 & OIL038-1



Model OIL034-1

Drum Dolly	
Model #	Description
DS0DLY-01	Drum Dolly, 55 Gal., 900 lb. capacity
DS0DLY-02	Drum Dolly, 30 Gal., 700 lb. capacity
DS0DLY-03	Drum Dolly, 5 Gal., 200 lb. capacity



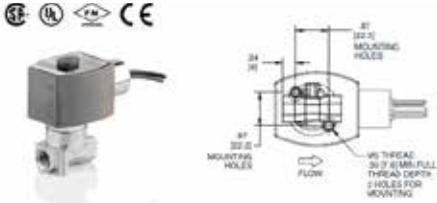
Solenoid Valves

Streamtek's Solenoid Valves come in a variety of voltages and flow rates. All models are CE compliant and UL listed.

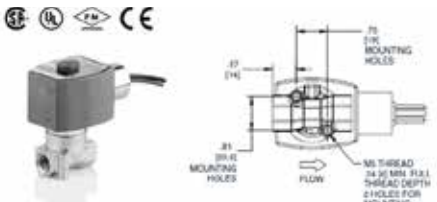
NOTE: Solenoid Valves sold by our fellow competitors will work with ALL STREAMTEK products! Please contact an Application Engineer if you wish to confirm compatibility.

Solenoids	
Model #	Description
SLD00-1	(120V, AC), 1/4", 40 SCFM (1133 SLPM)
SLD00-2	(240, AC), 1/4", 40 SCFM (1133 SLPM)
SLD00-3	(24V, DC), 1/4", 40 SCFM (1133 SLPM)
SLD38-1	(120V, AC), 3/8", 75 SCFM (2124 SLPM)
SLD38-2	(240V, AC), 3/8", 75 SCFM (2124 SLPM)
SLD38-3	(24V, DC), 3/8", 75 SCFM (2124 SLPM)
SLD12-1	(120V, AC), 1/2", 100 SCFM (2832 SLPM)
SLD12-2	(240V, AC), 1/2", 100 SCFM (2832 SLPM)
SLD12-3	(24V, DC), 1/2", 100 SCFM (2832 SLPM)
SLD34-1	(120V, AC), 3/4", 200 SCFM (5664 SLPM)
SLD34-2	(240V, AC), 3/4", 200 SCFM (5664 SLPM)
SLD34-3	(24V, DC), 3/4", 200 SCFM (5664 SLPM)
SLD100-1	(24V, DC), 1", 350 SCFM (9911 SLPM)

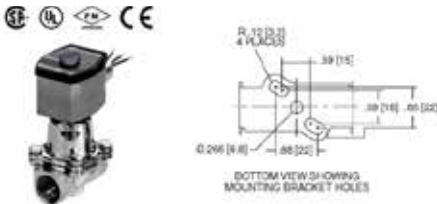
Model SLD00-1 / SLD00-2 / SLD00-3



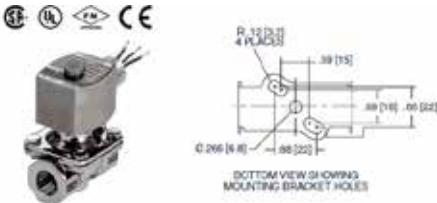
Model SLD38-1 / SLD38-2 / SLD38-3



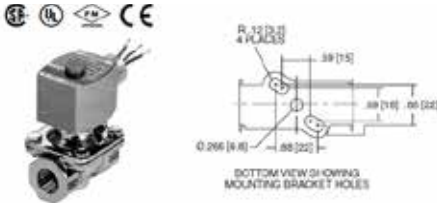
Model SLD100-1



Model SLD12-1 / SLD12-2 / SLD12-3



Model SLD34-1 / SLD34-2 / SLD34-3



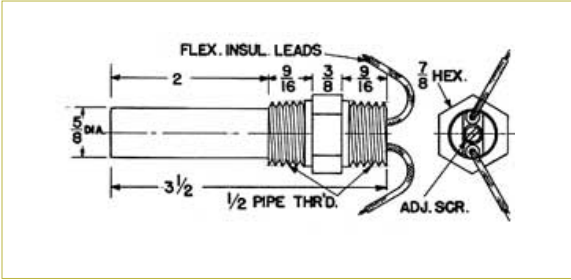
Thermostat

The adjustable thermostat is factory-set at 95°F (35°C). It will normally hold +/- 2°F (1°C) of the desired temperature setting. Rated 120V, 50/60 Hz and is CSA certified, UL recognized.

In the Streamtek Adjustable Thermostat, there is a thermo-sensitive bimetal element. This lay sin opti-

mum thermal contact with the cartridge housing, acuating a pair of switch members to open and close it's contacts in response to a temperature change. The bimetal is electrically insulated from the switch blades. Therm strain relief is incorporated to prevent calibration drift. It is made of brass.

Thermostat	
Model #	Description
CC000-T	Adjustable Thermostat 120V, 50/60Hz, Preset at 90° F (32° C)



MORE ACCESSORIES
ON OUR WEBSITE



Air Wipe Shims

Shims for our Air Wipe help you expand the Air Wipe opening. Air Wipes sit nicely on other surfaces when you are installing them. We have size from 1/2" – 6".



Air Knife Mount

On our website, you can also find the Air Knife Mount, which allows you to easily mount our Air Knife anywhere you want. stream-tek.com/accessories/air-knife-mount/



Pressure Regulators

Streamtek's Oil Removal Filters remove oil particulate that is commonly found in many compressed air systems. To trap submicron particles, a .03 micron element is used. The automatic float activates the drain when full.

NOTE: Pressure Regulators sold by our fellow competitors will work with ALL STREAMTEK products! Please contact an Application Engineer if you wish to confirm compatibility.

Pressure Regulators	
Model #	Description
PR014-1	1/4" NPT Regulator, 49 SCFM
PR038-1	3/8" NPT Regulator, 84 SCFM
PR012-1	1/2" NPT Regulator, 84 SCFM
PR034-1	3/4" NPT Regulator, 220 SCFM
PR014-11	Gauge Only, 1/4" NPT

Model PR034-1

1/8 gauge ports
MOUNTING HOLES
Ø.180 TYP2
(Ø4.8)

3.69 (94)
2.97 (73)
1.45 (37)
1.6 (41)
1.68 (43)

Model PR034-1

1/8 gauge ports
MOUNTING HOLES
Ø.200 TYP2
(Ø5.1)

4.51 (115)
3.41 (87)
1.85 (46.8)
2.45 (62)
2.75 (70)
2.45 (62)

Model PR034-1

1/4 gauge ports
MOUNTING HOLES
Ø.381 TYP2
(Ø9.7)

4.5 (114)
3.86 (98)
2.45 (62)
2 (51)
3 (76)
2.45 (62)

Model PR034-1

1/4 gauge ports
MOUNTING HOLES
Ø.257 TYP2
(Ø6.5)

6.19 (157)
8.19 (208)
4.00 (102)
4.00 (102)
1.25 (32)
1.25 (32)

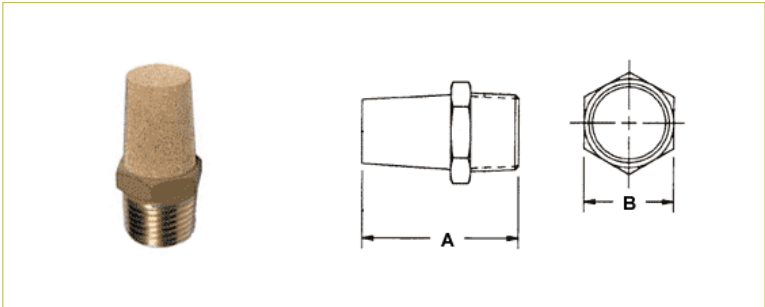
Model PR014-11



Sintered Bronze Mufflers

Streamtek's ALL NEW low-cost Sintered Bronze Mufflers effectively reduce air exhaust noises to industry-accepted levels with minimum flow restriction. They protect valves, screw drivers, impact wrenches and

various other tools by preventing direct air pressure from entering the system. They are non-corrosive and can be cleaned with many solvents.

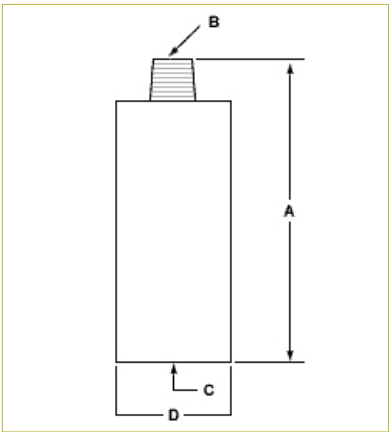


Sintered Bronze Mufflers			
Thread Size	Model #	Overall Length (A)	Hex (B)
10-32	SBM1032	0.75" (19.1mm)	0.38" (9.5mm)
1/8 NPT	SBM0018	0.84" (21.4mm)	0.44" (11.1mm)
1/4 NPT	SBM0014	1.20" (30.6mm)	0.56" (14.3mm)
3/8 NPT	SBM0038	1.45" (36.7mm)	0.69" (17.5mm)
1/2 NPT	SBM0012	1.89" (48.0mm)	0.88" (22.2mm)
3/4 NPT	SBM0034	2.12" (54.0mm)	1.06" (27.0mm)
1 NPT	SBM0100	2.84" (72.2mm)	1.31" (33.3mm)
1-1/4 NPT	SBM0114	3.44" (87.3mm)	1.69" (42.9mm)
1-1/2 NPT	SBM0112	4.00" (101.6mm)	2.00" (50.8mm)
2 NPT	SBM0200	4.75" (120.7mm)	2.38" (60.3mm)




Straight-Through Mufflers

The Straight-Through Silencing Muffler is an affordable low-cost way to significantly reduce the exhaust air noise within your plant. The straight-through bore is precision engineered for higher flow applications to keep back pressure at a minimum.



The outer shell is lined with sound absorbing foam for increased noise reduction. It's also constructed entirely of stainless steel to withstand both high temperatures and corrosive environments. They are very easy to install into the exhaust port of vortex tubes, valves, air cylinders, pumps, etc. Expect approximately 23 dBA of noise reduction!



Questions? Call Us
+1-705-770-4455
or email
support@stream-tek.com.

Straight-Through Mufflers					
Model #	Rated Flow	Lenght (A)	NPTM (B)	NPTF (C)	Width (D)
STM014	25 SCFM (708 SLPM)	4.00" (102mm)	1/4	1/4	1.5" (38mm)
STM038	55 SCFM (1557 SLPM)	4.13" (105mm)	3/8	3/8	1.5" (38mm)
STM034	75 SCFM (2123 SLPM)	9.75" (248mm)	3/4	3/4	2.0" (51mm)

Compressed Air Hose

Streamtek's Compressed Air Hose (3/8" ID) will assure long life and protection against weathering, ozone and temperatures reaching 70° C (160° F). Includes 1/4" NPTM brass fittings on each end! Lengths available are 10', 15', 20', 30', 40' and 50'.



Coiled Hose with Swivel

Streamtek's Coiled Hose with Swivels are 12 feet (3.05m) long and are available in 1/8, 1/4 and 3/8 NPT. It features a long-lasting premium coil hose that will retain its coil strength for years to come. There are spring guards for extra strain relief.

Compressed Air Hose	
Model #	Description
CAH0010	3/8" Air Hose, 10' (305cm)
CAH0015	3/8" Air Hose, 15' (457cm)
CAH0020	3/8" Air Hose, 20' (610cm)
CAH0030	3/8" Air Hose, 30' (914cm)
CAH0040	3/8" Air Hose, 40' (1219cm)
CAH0050	3/8" Air Hose, 50' (1524cm)

Coiled Hose with Swivel	
Model #	Description
CAH18-S	Coiled Hose with Swivel, 1/8 NPT
CAH14-S	Coiled Hose with Swivel, 1/4 NPT
CAH38-S	Coiled Hose with Swivel, 3/8 NPT



AC Sensor

The **Model SC-ACSN** AC Sensor is a hand-held device for determining the presence or absence of AC in insulated wires, wall receptacles, fuses, junction boxes, switches and other voltage-carrying electrical systems.


"This is truly a great addition to our production line. It is certainly nice to buy something that performs much better than advertised."
Jory, Gosling, TX

Conveying Hose

The Streamtek PVC Conveying Hose comes in the lengths of 10', 20', 30', 40', 50'. Internal diameters available are 3/4", 1", 1-1/4", 1-1/2", and 2". Simply choose the hose diameter and length from the table below:



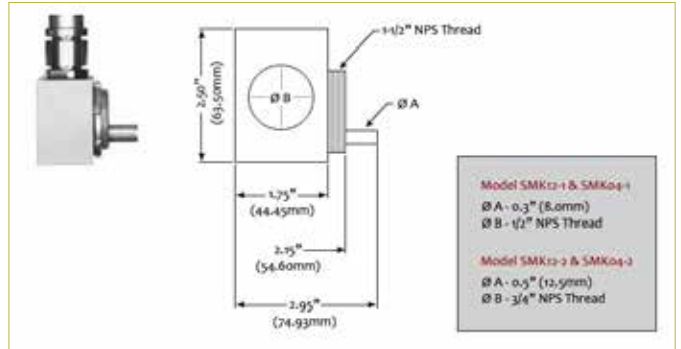
PVC Conveying Hose	
Model #	Description
PVC034-10	Conveying Hose, 3/4" ID x 10'
PVC034-20	Conveying Hose, 3/4" ID x 20'
PVC034-30	Conveying Hose, 3/4" ID x 30'
PVC034-40	Conveying Hose, 3/4" ID x 40'
PVC034-50	Conveying Hose, 3/4" ID x 50'
PVC100-10	Conveying Hose, 1" ID x 10'
PVC100-20	Conveying Hose, 1" ID x 20'
PVC100-30	Conveying Hose, 1" ID x 30'
PVC100-40	Conveying Hose, 1" ID x 40'
PVC100-50	Conveying Hose, 1" ID x 50'
PVC114-10	Conveying Hose, 1-1/4" ID x 10'
PVC114-20	Conveying Hose, 1-1/4" ID x 20'
PVC114-30	Conveying Hose, 1-1/4" ID x 30'
PVC114-40	Conveying Hose, 1-1/4" ID x 40'
PVC114-50	Conveying Hose, 1-1/4" ID x 50'
PVC112-10	Conveying Hose, 1-1/2" ID x 10'
PVC112-20	Conveying Hose, 1-1/2" ID x 20'
PVC112-30	Conveying Hose, 1-1/2" ID x 30'
PVC112-40	Conveying Hose, 1-1/2" ID x 40'
PVC112-50	Conveying Hose, 1-1/2" ID x 50'
PVC200-10	Conveying Hose, 2" ID x 10'
PVC200-20	Conveying Hose, 2" ID x 20'
PVC200-30	Conveying Hose, 2" ID x 30'
PVC200-40	Conveying Hose, 2" ID x 40'
PVC200-50	Conveying Hose, 2" ID x 50'



Panel Cooler Side Mount Kits

Streamtek's new Panel Cooler Side Mount kit allows quick and easy mounting to the side of an enclosure where top-mounting is not possible

due to obstructions or limited space above the enclosures. The Cabinet Panel Cooler maintains the rating of the enclosure and protects the electronics inside from moisture, heat, and dirt.



Panel Cooler Side Mount Kits

Model #	Description
SMK12-1	NEMA 12 Side Mount Kit - Only for 550 BTU/Hr. Cooler
SMK12-2	NEMA 12 Side Mount Kit - For all Coolers except 550 BTU/Hr
SMK04-1	NEMA 4/4X Side Mount Kit - Only For 550 BTU/Hr. Cooler
SMK04-2	NEMA 4/4X Side Mount Kit - For all coolers except 550 BTU/Hr



Output Power Supply

Two outputs for two bar operation. This output power supply can be used alongside our static eliminators such as: Ionizing Air Gun, Ionizing Ion Bar, Advanced Ion Air Knife & Regular Ion Air Knife.

Cold Air Distribution Kit

It includes 6ft of flexible clear vinyl tubing to direct the cold air throughout your cabinet. Tubing connectors with adhesive backed clips to hold the tubing in place.



Mounting Brackets

Stainless steel L shaped mounting brackets for Threaded Air Conveyors and Non-Threaded Air Conveyors.



STREAMTEKTM

Who We Are

We have over 15 years of experience in compressed air-operated products. All our products are manufactured in-house. We pride ourselves on keeping costs low and eliminating the middle man in order to pass the savings onto our customers. We offer outstanding product quality, exceptional customer service, and safe/secure business transactions. We are open Monday to Friday from 9:00a.m. to 5:00p.m. Eastern Standard Time.

Our Vision and Goal

Our vision is to incorporate quality and effectiveness into our everyday production. We strongly stand behind our products from the moment they are produced to the moment they are taken out of use. All of our products come with an unmatched 6 year warranty against failure. If found faulty within six years, a replacement product will be shipped free of charge. Our goal is to build a long lasting partnership with all our customers.

Stream-Tek Guarantees its catalogued product for 30 days. If you are not completely satisfied for any reason with that time, return the product for a full credit with NO restocking fee!

Contact **STREAMTEK CORP**

Streamtek Corp. Canada
6-295 Queen Street East Suite 384
Brampton ON, L6W 4S6, Canada

US & Canada: 1-888-218-6548
Worldwide: 1-705-770-4455

Sales
sales@stream-tek.com
Technical Support
support@stream-tek.com

