


Feature Wall & Ceiling Systems



Architectural feature linings that create signature design opportunities

What we do

- Beautiful wall and ceiling systems
- Striking façade blades
- Real timber/aluminium
- Endless customisation
- Wide range of coatings

How we do it

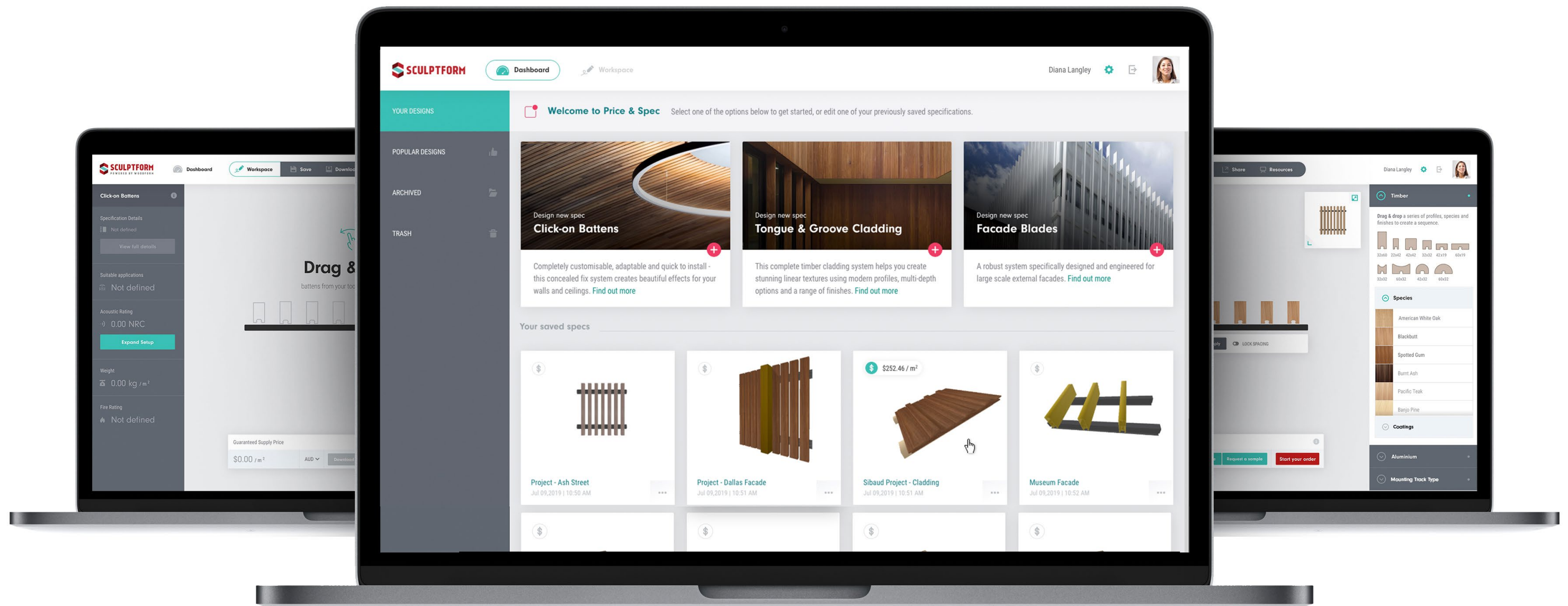
- Systems that are proven and warranted
- Unique Price & Spec tool
- Installation services
- Concealed fixing
- Fast and easy installation

Why use us

- Highly desirable products
- Design freedom
- Fast specification
- Know your costs upfront

Where to use us

- Interiors/exterior
- All building segments
- AUS / NZ / Global

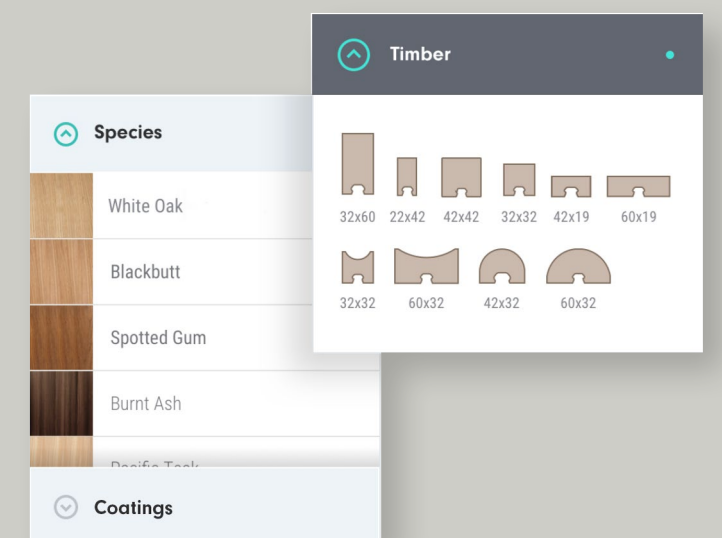


Price & Spec Tool

We get that specifying quickly and to budget is a challenge. Our interactive online tool allows you to drag and drop to create customised designs while being clear on the costs.

LEARN MORE

- Drag and drop from your toolbox to quickly create custom designs
- Instant \$/m² rate calculator
- Instant specification table
- 3D visualisation of your designs
- Save designs and share them with others
- Order samples of your design
- Download CAD files to integrate into your model



Price & Spec

Unique URL

Each Sculptform design generates a unique URL which can be used to share with other users or even copied directly into specifications. When shared, the link is accessible to others but cannot be changed, providing security that the exact design is specified.

Specification details

Comprehensive specification table which includes detailed information for the design sequence created including spacing, profile, mounting track type and species.

Acoustic rating

Using factors such as material and spacing Sculptform's algorithm provides an acoustic rating in the form of a NRC.

Fire rating

Ensure your design remains fire compliant with our fire rating calculator.

Save your design

Create a unique name for your project so you can find it easier later.

Share

Easily share to collaborate on design and communicate value manage changes.

3D visualisation

See a fully rotatable 3D render of your design.

Price & Spec toolbox

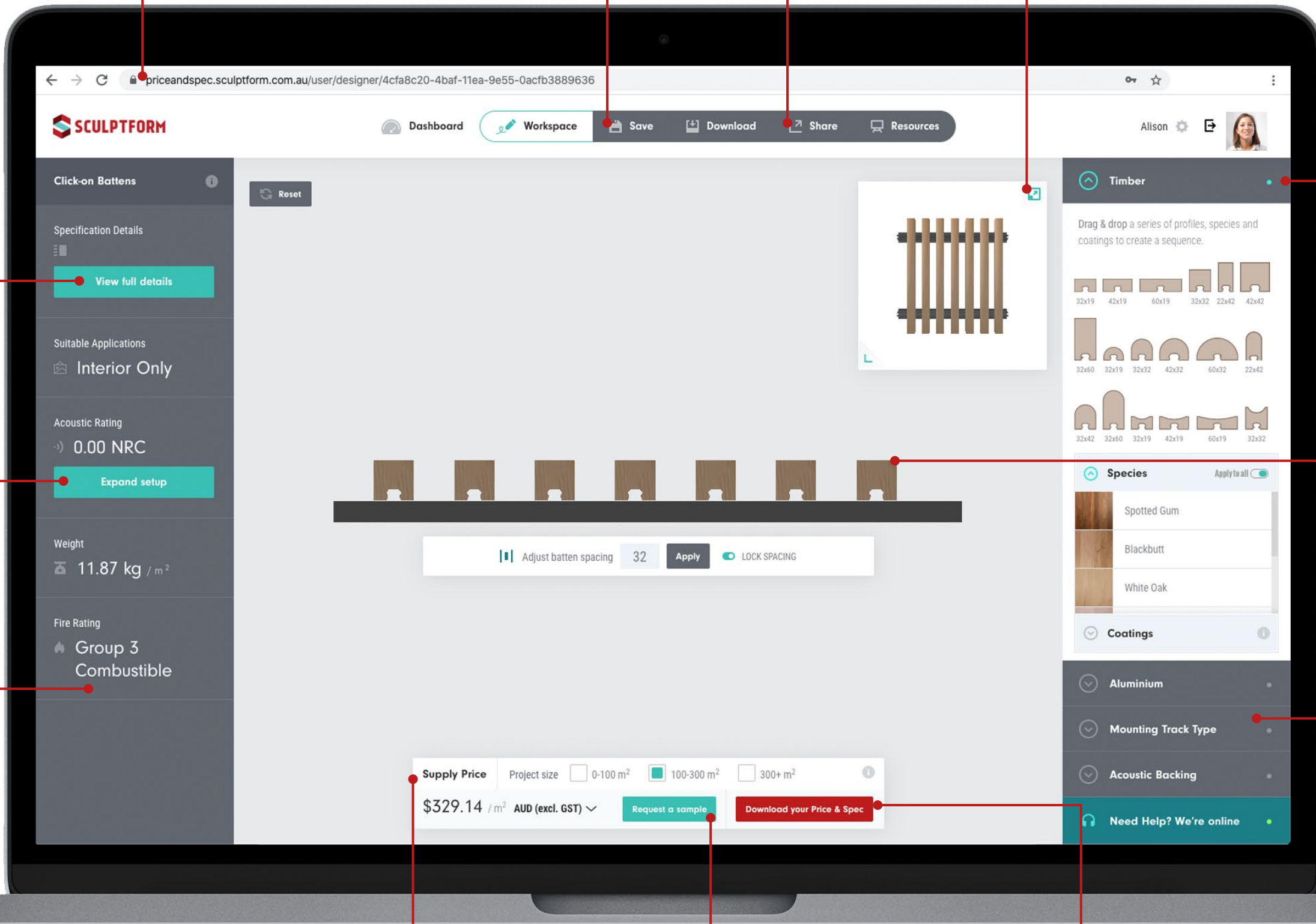
The toolbox contains the building blocks for your design. Choose a profile, size and species to incorporate into a sequence, then apply a coating if required.

Drag and drop interface

Create a custom sequence using any combination of sizes, materials and spacing with the simple drag and drop editor. Choose a batten or board and drop it onto the track in any sequence.

Mounting track type

Choose from a variety of mounting track types - standard, slim, ceiling or curving - select the one most suited to your design.



Supply price

Price & Spec's real-time pricing allows users to track how each change in their sequence affects the cost. Value managing a design to the right budget is as simple as changing aspects such as species or spacing to find a suitable price.

Request a sample

See, feel and touch your design. We can send you the sequence you created so that you can show clients and sign off on the design.

Download your Price & Spec

Once you have finished building your design, you can simply download your full specification details and square meter quote to include in your finishes schedule.


SCULPTFORM

Click-on Battens

Completely customisable, easily adaptable and quick to install – this beautiful system creates stunning linear effects for your walls and ceilings. Our Price & Spec online tool lets you create your vision and specify instantly.

How it works

Our patented batten clip system allows installers to fix battens into place quickly, saving time and money on site. Battens are simply push-clicked onto mounting tracks that are positioned behind the battens in a concealed manner. The tracks are fixed to the substrate prior to clipping on the battens. Batten clips are factory fixed to the tracks at the spacing sequence that is specified.



Design variables

This system gives designers incredible flexibility to create linear texture by customising a range of variables such as:

- Batten material - timber or aluminium
- Batten size and shape range
- Custom spacing between battens
- Depth change along batten to create sculptured effects
- Coating range

Applications

Click-on Battens can be used as a feature almost anywhere on your project.

- Ceilings
- Soffits
- Interior and exterior walls
- Curving walls and ceilings
- Balustrades
- Free standing screens

Visit our website sculptform.com.au for more information on our Click-on Batten system.

SCULPTFORM


Click-on Cladding

Our aluminium Click-on Cladding rainscreen combines traditional tongue and groove cladding methodology with our unique clip connection, allowing for massive flexibility in design options in both interiors and exteriors.

How it works

Click-on Cladding utilises our proprietary mounting track system which can be fixed to virtually any substrate. Once the tracks are installed, the boards simply click into the factory fitted clips, allowing speed and accuracy in the installation process.

The revolutionary clip connection provides strength, allows for expansion and prevents unsightly deformation and buckling, commonly known as oil canning.



Applications

Click-on Cladding can be used to create a stunning feature in the following areas:

- Interior walls
- Interior ceilings
- Facades
- Soffits

Design variables

This system gives designers incredible flexibility to create linear texture by customising a range of variables such as:

- Batten size and shape
- 3D profiles fixed to the face to create sculptured effects
- Coating range including Real Timber Veneer and Wood Finish Aluminium
- Interior to exterior transition
- Horizontal or vertical application

Creating curves

Beautiful curved walls and ceilings are a popular design feature, used to soften the shape of a wall or ceiling. Our Click-on Cladding can accommodate curves, giving you the freedom to design without limitations.

Visit our website sculptform.com.au for more information on our Click-on Cladding system.

CLICK-ON BATTENS

Wrapped Aluminium

Our range of wrapped aluminium includes Real Timber Veneer and Wood Finish Aluminium. Both options provide the aesthetic of genuine timber while maintaining the benefits of aluminium such as:

- Group 1 fire rating
- Strength
- Long spans
- Large sizes
- Extensive colours
- No maintenance

SCULPTFORM

Tongue & Groove Cladding


This high-performance, complete timber cladding system helps you create beautiful, long-lasting linear textures. Our Price & Spec online tool lets you create your design vision and specify instantly.

How it works

For use in interior and exterior applications, the system has been carefully developed to accommodate natural movement.

The boards are installed by using a self-drilling screw through the tongue. The screw head is concealed by the groove of the next board.

Proprietary components and installation details make this the most reliable system on the market.



Applications

Tongue & Groove Cladding can be used to create a stunning feature in the following areas:

- Interior walls
- Interior ceilings
- Facades
- Soffits

Design Variables

This system gives designers the ability to customise a range of variables such as:

- Board width and depth
- Species
- Shadowline shape
- Endmatching
- Corner solutions
- Oil based and film based pre-coating
- Construction details

Visit our website sculptform.com.au for more information on our Tongue & Groove Cladding system.

SCULPTFORM

Facade Blades

A facade blade system specifically designed and engineered for large scale external facades. Allowing large spans between fixings, the system is robust enough to accommodate a range of applications.

How it works

The key to the system is the mounting rail, which is fixed to the structure at the required spacing and has preset locations for the blade sequence.

Prefinished blades are then easily connected to the mounting rail. The system has been designed to maximise design flexibility while maintaining ease of installation.



Applications

Facade Blades can be used to create a stunning feature in the following areas:

- Carparks
- Commercial buildings
- Schools
- Multi residential
- Curving Facades

About the system

Aluminium blades up to 300mm depth can span up to 4.0m between mounting tracks, typically positioned at floor edge vicinity.

The ingenious connection system makes fast installation possible, and like Click-on Battens, the designer is free to change depth along the length of a blade and space blades as required to create striking sculptured facades.

Our Facade Blade system is fully engineered for peace of mind and available in a range of state-of-the-art timber-look finishes, powder coated or anodised.

Visit our website sculptform.com.au for more information on our Facade Blade system.

"The versatility of Sculptform cladding and battens allowed us to use timber unrestricted by the building form, creating a more cohesive design outcome."

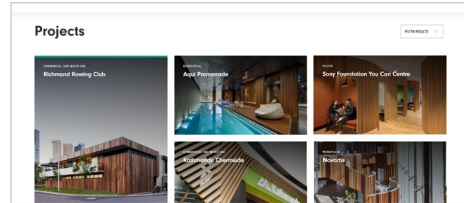
Martin Tarnawski, Associate
CHROFI

Your steps to specification



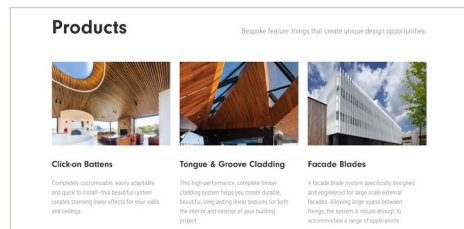
1. Choose your application

- Interior wall
- Exterior wall
- Ceiling
- Soffit
- Curving wall
- Curving ceiling
- Screen
- Facade



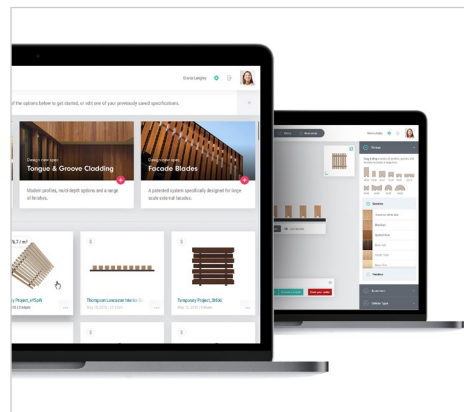
2. View our project images

Visit sculptform.com.au/projects for inspiration for your chosen application.



3. Select your Sculptform product

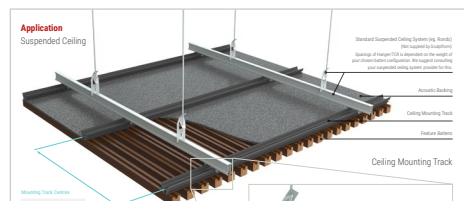
- Click-on Battens
- Click-on Cladding
- Tongue & Groove Cladding
- Facade Blades



4. Create your design in Price & Spec

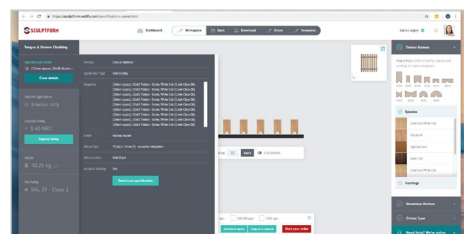
Use our online Price & Spec tool to:

- Select batten size, shape, sequence etc.
- Choose material.
- View in 2D and 3D.
- Download DWG's and specification table.
- Check \$/m²
- Select coating.
- Order samples and share design.
- Check acoustic and fire data.



5. Check technical details

Visit sculptform.com.au to check all relevant design considerations for your chosen project.



6. Write your specification

After creating your design in Price & Spec, simply export the specification then copy and paste into your finishes schedule.

Need further help?

For advice or to organise a project meeting call **1800 008 828** or email support@sculptform.com.au

Installation options



Supply and install by Sculptform

We can offer main contractors a full supply and installation service for our products. This will ensure the highest level of quality at the most effective cost. **As a Designer**, you will have peace of mind. **As a Main Contractor**, you will work with our specialist installers to meet your time frames and budget.

Available for larger commercial projects and comes with a **10-year warranty** from Sculptform.

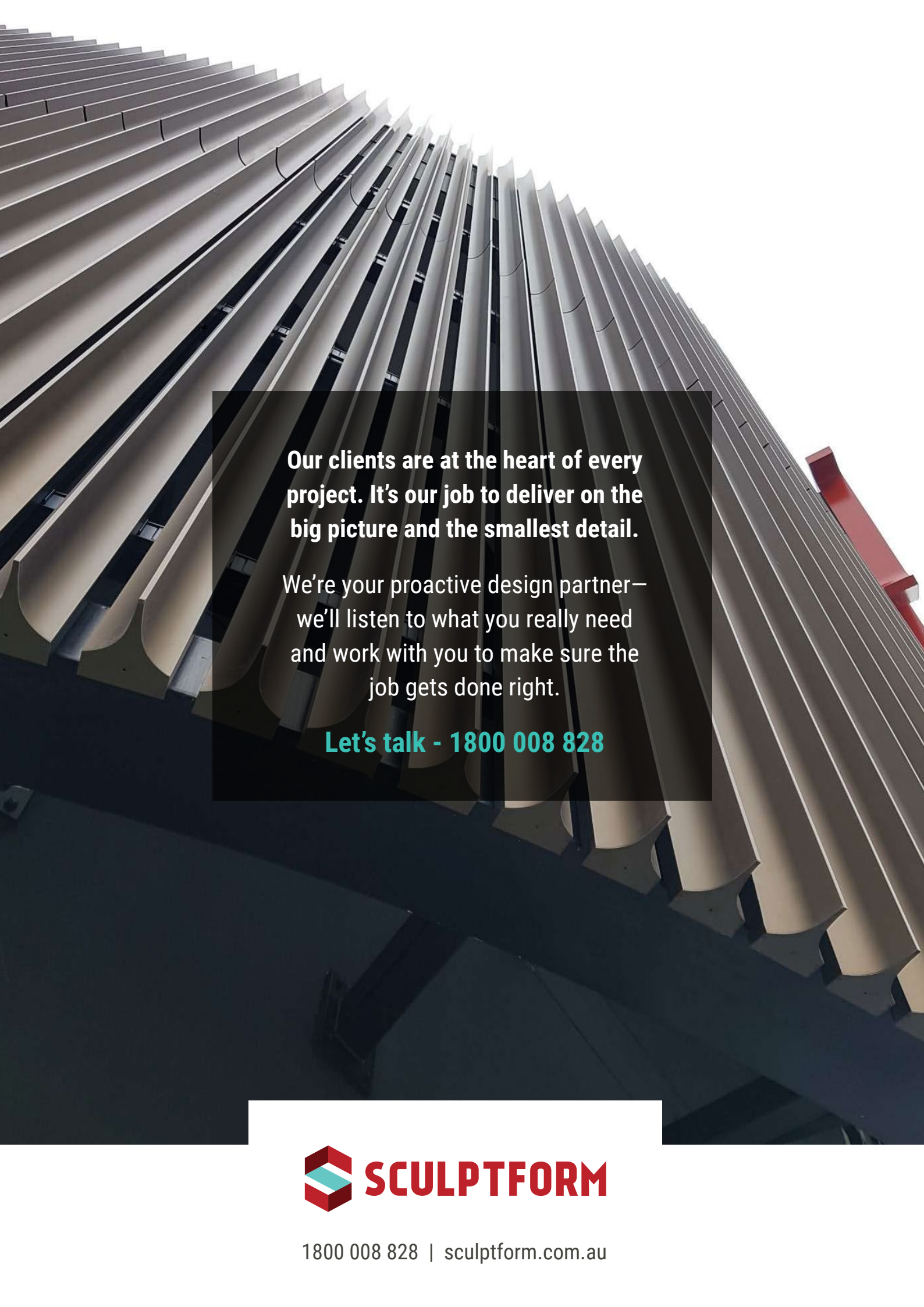
Supply and install by one of our Sculptform Partner Installers

We have developed a network of registered Partner Installers throughout all regions. Our Partner Installers are proven contractors that are experienced with our products and reliable. Main Contractors can go to sculptform.com.au/installation to contact our Partner Installers and invite them to tender.

Available for all projects and comes with a **10-year warranty** from Sculptform.

Third party contractors can also supply and install Sculptform product - we will be happy to help in any way we can, although we can't offer a 10-year warranty on this option.

If outside of Australia please contact us to discuss your options: support@sculptform.com.au



Our clients are at the heart of every project. It's our job to deliver on the big picture and the smallest detail.

We're your proactive design partner—
we'll listen to what you really need
and work with you to make sure the
job gets done right.

Let's talk - 1800 008 828



SCULPTFORM

1800 008 828 | sculptform.com.au